

## DCCD ROLLER SWITCH UPDATE FOR OLDER SWITCHES

If you notice the lights rolling backwards on your display compared to the switch itself you probably have a 1993-2004 roller switch. This is totally fine we just need to flip the wires to match your switch.

Example of the differences

2005-2007




1993-2004




## DCCD ROLLER SWITCH UPDATE FOR OLDER SWITCHES


Unplug the Roller Switch 3 pin Connector




With a small pick slide back the Black lock tab




## DCCD ROLLER SWITCH UPDATE FOR OLDER SWITCHES




Slide the pick in to lift up the tab. [A video about depinning techniques can be found here](#)



## DCCD ROLLER SWITCH UPDATE FOR OLDER SWITCHES





Pull both the outer wires out. Green and Red. Leave Black wire in the middle alone.




## DCCD ROLLER SWITCH UPDATE FOR OLDER SWITCHES

Flip them and reinsert to hear a click.



Push in the Black lock tab.



### DCCD ROLLER SWITCH UPDATE FOR OLDER SWITCHES

This is the final order and the Roller should match your display!

