

RING SIZE GUIDE

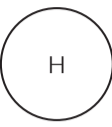



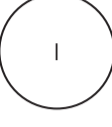

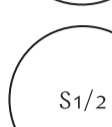





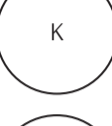
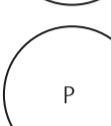

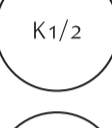



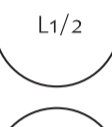








When printing this page it is essential that **PAGE SCALING** is set to **NONE** in your print options box. When you have printed this page, check that it has printed correctly by measuring the lines below. If printed correctly they will measure either 50mm or 2".

this MUST be 50mm long

OR

this MUST be 2" long

The circles below indicate the **INSIDE** diameter of the ring. Place an existing ring over the circles to find out your correct size. The circle that fits the **INSIDE** of your ring is the right one. Please state the **LETTER** within the correct circle on your order. These letters are the standard UK ring sizes. Alternatively go to your nearest jeweller and have your finger sized by them.

 H USA 3 3/4 EU 46.51mm Japan 6	 N1/2 USA 7 EU 54.69mm Japan 14	 S USA 9 EU 60.34mm Japan 20	 Y USA 12 EU 67.89mm
 I USA 4 1/4 EU 47.77mm Japan 7	 O USA 7 EU 55.31mm Japan 15	 S1/2 USA 9 1/4 EU 60.97mm	 Z USA 12 1/2 EU 69.14mm Japan 27
 J USA 4 3/4 EU 49.03mm	 O1/2 USA 7 1/4 EU 55.94mm	 T USA 9 1/2 EU 61.6mm Japan 21	 Z1 USA 13 EU 70.4mm Japan 28
 K USA 5 1/4 EU 50.29mm Japan 10	 P USA 7 1/2 EU 56.57mm Japan 16	 T1/2 USA 9 3/4 EU 62.23mm Japan 22	
 K1/2 USA 5 1/2 EU 50.91mm	 P1/2 USA 7 3/4 EU 57.2mm	 U USA 10 EU 62.86mm	
 L USA 5 3/4 EU 51.54mm Japan 11	 Q USA 8 EU 57.83mm Japan 17	 V USA 10 1/2 EU 64.11mm Japan 24	
 L1/2 USA 6 EU 52.17mm	 Q1/2 USA 8 1/4 EU 58.46mm Japan 18	 W USA 11 EU 65.37mm Japan 25	
 M USA 6 1/4 EU 52.8mm Japan 12	 R Continental 19 USA 8 5/8	 X USA 11 1/2 EU 66.63mm Japan 26	
 M1/2 USA 6 1/2 EU 53.43mm Japan 13	 R1/2 USA 8 3/4 EU 59.71mm Japan 19		
 N USA 6 3/4 EU 54.06mm			

STEPHEN EINHORN

BANGLE SIZE GUIDE

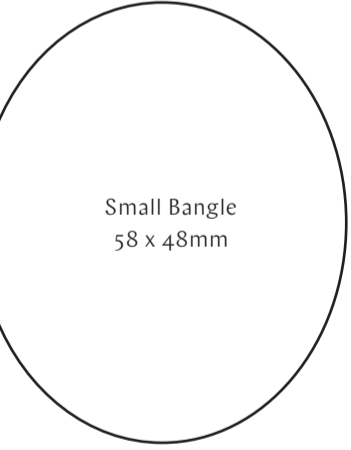
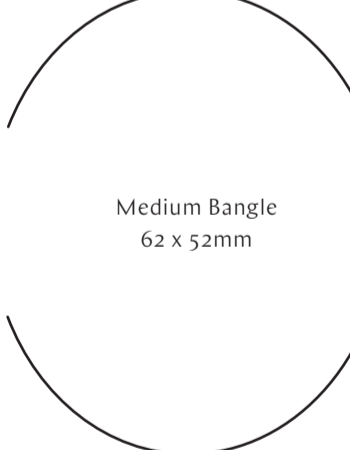

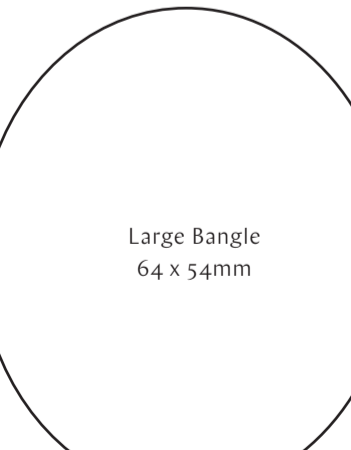
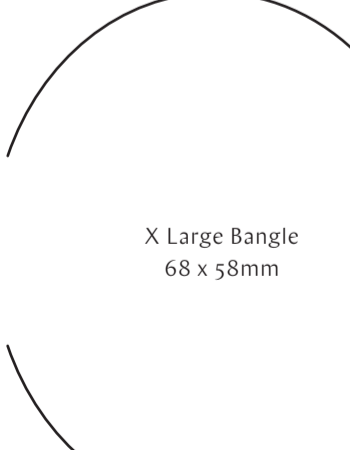

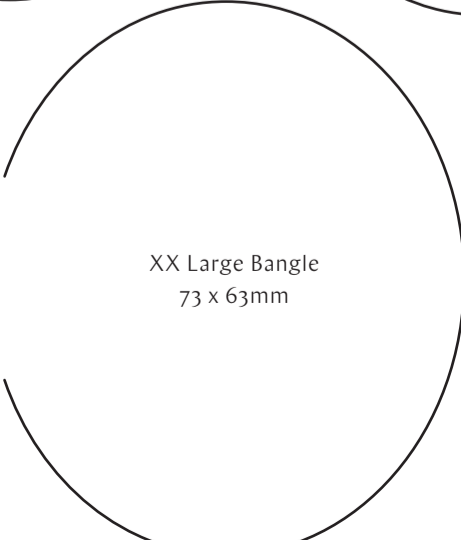

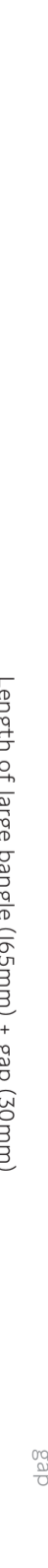

When printing this page it is essential that **PAGE SCALING** is set to **NONE** in your print options box. When you have printed this page, check that it has printed correctly by measuring the lines below. If printed correctly they will measure either 50mm or 2".

this MUST be 50mm long

OR

this MUST be 2" long

The lines to the right show the length of each bangle if they were to be straightened out. In order to find the one that fits you, simply cut out the line including the dotted lines (gap) and wrap it around your wrist, joining (a) to (b). When wrapped around your wrist it should not be too tight or too loose.

 Small Bangle 58 x 48mm	 Medium Bangle 62 x 52mm	 (a) Length of small bangle (145mm) + gap (25mm) gap (b)
 Large Bangle 64 x 54mm	 X Large Bangle 68 x 58mm	 (a) Length of medium bangle (155mm) + gap (25mm) gap (b)
 XX Large Bangle 73 x 63mm		 (a) Length of large bangle (165mm) + gap (30mm) gap (b)
		 (a) Length of X Large bangle (180mm) + gap (35mm) gap (b)
		 (a) Length of XX Large bangle (226mm) + gap (35mm) gap (b)

STEPHEN EINHORN