

SS Deep Relief Serum 500mg



PASS
Overall Batch Results

0.000%

Total THC %

0.588%

Total CBD %

0.644%

Total Cannabinoids %

0.644%

Total Cannabinoids %
(Non-Decarboxylated)

0.127%

Total Terpenes %

Account Name: **BRN**
 Producer Name: **N/A**
 Producer Address: **N/A**
 Producer Lic#: **N/A**
 Distributor Name: **N/A**
 Distributor Address: **N/A**
 Distributor Lic#: **N/A**

Total THC per Package (mg): **ND**
 Total THC per Serving (mg): **ND**
 Total CBD per Package (mg): **517.616**
 Total CBD per Serving (mg): **5.882**

Sample ID: **3003284**
 Sample Type: **Cannabis Concentrates and Topicals**
 Pick-Up Date: **N/A**
 Received Date: **2020-10-26**
 Sample Accession Date: **2020-10-26**
 Analysis Completed Date: **2020-11-03**
 Lot/Batch #: **28320SSC1**
 Sample Weight/Volume: **78.65 g**
 Sample Unit Count: **N/A**
 Batch Weight/Volume: **N/A**
 Batch Unit Count: **N/A**
 Package Weight/Volume: **88.00 ml**
 Serving Weight/Volume: **N/A**
 Density: **NT**
 Water Activity (aw): **NT**
 Water Activity Pass/Fail: **N/A**
 Moisture Content (%): **NT**
 Foreign Matter Pass/Fail: **Pass**
 METRC Source UID: **N/A**

Cannabinoids

TESTED

Terpenes

TESTED

Heavy Metals

PASS

Residual Solvents

PASS

Microbials

PASS

Chemical Residue



PASS

Mycotoxin

PASS










Cannabinoid Analysis

Analyte	LOD (mg/g or mg/mL)	LOQ (mg/g or mg/mL)	Results (mg/g or mg/mL)	Results (%)	Action Limits (mg/g or mg/mL)	Serving Pass/Fail	Package Pass/Fail	
CBD	0.000625	0.00125	5.882	0.5882%	N/A	Pass	Pass	CBD  5.882
THCV	0.000313	0.000625	0.558	0.0558%	N/A	Pass	Pass	THCV  0.558
CBC	0.000625	0.00125	ND	ND	N/A	Pass	Pass	CBC
CBG	0.000625	0.00125	ND	ND	N/A	Pass	Pass	CBDA
CBN	0.000625	0.00125	ND	ND	N/A	Pass	Pass	CBDV
d8-THC	0.000625	0.005	ND	ND	N/A	Pass	Pass	CBDVA
d9-THC	0.000625	0.005	ND	ND	N/A	Pass	Pass	CBG
THCA	0.000625	0.00125	ND	ND	N/A	Pass	Pass	CBGA
CBDA	0.000313	0.000625	ND	ND	N/A	Pass	Pass	CBN
CBDV	0.000313	0.000625	ND	ND	N/A	Pass	Pass	d8-THC
CBDVA	0.000313	0.000625	ND	ND	N/A	Pass	Pass	d9-THC
CBGA	0.000313	0.000625	ND	ND	N/A	Pass	Pass	THCA

Instrument: IR-ALTUS01 | Method: SOP-TP.01.2020.V02 Cannabinoids | Accession Date: 2020-10-26 | Panel Completed Date: 2020-11-02

Terpene Analysis

Analyte	LOD (mg/g or mg/mL)	LOQ (mg/g or mg/mL)	Results (mg/g or mg/...)	Results (%)	
Linalool	0.00061	0.0012	0.440	0.0440%	Linalool  0.44
Geraniol	0.00122	0.00244	0.191	0.0191%	Geraniol  0.191
Limonene	0.000305	0.00061	0.181	0.0181%	Limonene  0.181
Caryophyllene Oxide	0.00244	0.00488	0.148	0.0148%	Caryophyllene Oxide  0.148
Eucalyptol	0.000305	0.00061	0.145	0.0145%	Eucalyptol  0.145
b-Myrcene	0.000305	0.00061	0.092	0.0092%	b-Myrcene  0.092
a-Humulene	0.00122	0.00244	0.081	0.0081%	a-Humulene  0.081
trans-Nerolidol	0.00149	0.00299	ND	ND	
a-Bisabolol	0.00122	0.00244	ND	ND	
Caryophyllene	0.00122	0.00244	ND	ND	
Guaial	0.00122	0.00244	ND	ND	
Isopulegol	0.00122	0.00244	ND	ND	
cis-Nerolidol	0.00095	0.0019	ND	ND	
3-Carene	0.000305	0.00061	ND	ND	
a-Pinene	0.000305	0.00061	ND	ND	
a-Terpinene	0.000305	0.00061	ND	ND	
b-Pinene	0.000305	0.00061	ND	ND	
Camphene	0.000305	0.00061	ND	ND	
Ocimene	0.000305	0.00061	ND	ND	
p-Cymene	0.000305	0.00061	ND	ND	
Terpinolene	0.000305	0.00061	ND	ND	
gamma-Terpinene	0.000305	0.00061	ND	ND	

Instrument: IR-CLARIS01 | Method: SOP-TP.07.2020.V02 Terpenes | Accession Date: 2020-10-26 | Panel Completed Date: 2020-10-29



Residual Solvents Analysis

PASS

Analyte	LOD (µg/g or µg/mL) ▾	LOQ (µg/g or µg/mL)	Action Limits (µg/g or µg/mL)	Results (µg/g or µg/mL)	Pass/Fail
Isopropyl Alcohol		0.448	0.896 N/A	1015.900	Pass
Butane		0.37	0.75 5000	ND	Pass
Ethanol		0.36	0.896 N/A	11703.780	Pass
Ethyl Acetate		0.359	0.717 5000	ND	Pass
Propane		0.299	1.49 5000	ND	Pass
Pentane		0.27	0.672 5000	ND	Pass
Methanol		0.21	0.51 3000	ND	Pass
Ethyl Ether		0.18	0.45 5000	ND	Pass
Heptane		0.18	0.448 5000	ND	Pass
Acetone		0.135	0.27 5000	ND	Pass
Toluene		0.134	0.269 890	ND	Pass
Total Xylenes		0.134	1.34 2170	ND	Pass
Acetonitrile		0.054	0.108 410	ND	Pass
Methylene Chloride		0.025	0.045 1	ND	Pass
1,2-Dichloroethane		0.023	0.045 1	ND	Pass
Trichloroethylene		0.023	0.045 1	ND	Pass
Chloroform		0.018	0.045 1	ND	Pass
Hexane		0.018	0.045 290	ND	Pass
Benzene		0.009	0.023 1	ND	Pass
Ethylene Oxide		0.009	0.45 1	ND	Pass

Instrument	Method	Accession Date ▾	Panel Completed Date
IR-CLARIS01	SOP-TP.09.2020.V02 Residual Solvents	2020-10-26	2020-11-02

Heavy Metals Analysis

PASS

Analyte	LOD (µg/g or µg/mL) ▾	LOQ (µg/g or µg/mL)	Action Limits (µg/g or µg/mL)	Results (µg/g or µg/mL)	Pass/Fail	Component Display Name ^	LOD (Copies of Input DNA)	LOQ (Copies of Input DNA)	Results (CFU/g)
Arsenic	0.0001	0.0004	1.5	0.0037	Pass	<i>A. flavus</i>	2	2	62.5 ND
Cadmium	0.0001	0.0002	0.5	ND	Pass	<i>A. fumigatus</i>	2	2	62.5 ND
Lead	0.0001	0.0002	0.5	0.0069	Pass	<i>A. niger</i>	20	20	250 ND
Mercury	0.00003	0.0001	3	ND	Pass	<i>A. terreus</i>	2	2	62.5 ND
						<i>E. coli</i>	2	2	62.5 ND
						<i>Salmonella spp.</i>	10	10	250 ND

Instrument	Method	Accession Date ▾	Panel Completed Date	Instrument ▾	Method	Accession Date	Panel Completed Date
IR-NEXION01	SOP-TP.03.2020.V02 Heavy Metals	2020-10-26	2020-10-30	IR-ARIAMX01	SOP-TP.05.2020.V01 Microbials	2020-10-26	2020-10-29

Microbial Analysis

PASS

TESTED



Chemical Residue Analysis

PASS

Analyte	LOD (µg/g or µg/mL) ✓	LOQ (µg/g or µg/mL)	Action Limit (µg/g or µg/mL)	Results (µg/g or µg/mL)	Pass/Fail	Analyte	LOD (µg/g or µg/mL) ✓	LOQ (µg/g or µg/mL)	Action Limit (µg/g or µg/mL)	Results (µg/g or µg/mL)	Pass/Fail
Fonicamid	0.002773	0.009244	2	ND	Pass	Methyl Parathion	0.002894	0.009645	0	ND	Pass
Cypermethrin	0.002624	0.008746	1	ND	Pass	Pyrethrins	0.002267	0.007557	1	ND	Pass
Abamectin	0.001925	0.006417	0.3	ND	Pass	Pyridaben	0.001572	0.00524	3	ND	Pass
Fludioxinil	0.001688	0.005626	30	ND	Pass	Paclobutrazol	0.001487	0.004955	0	ND	Pass
Daminozide	0.001586	0.005287	0	ND	Pass	Spirotetramat	0.001254	0.004179	13	ND	Pass
Chlorantranilprole	0.001565	0.005216	40	ND	Pass	Prallethrin	0.001205	0.004015	0.4	ND	Pass
Azoxystrobin	0.001545	0.005151	40	ND	Pass	Methiocarb	0.000943	0.003142	0	ND	Pass
Chlorfenapyr	0.001529	0.005098	0	ND	Pass	Tebuconazole	0.000933	0.003111	2	ND	Pass
Cyfluthrin	0.001524	0.005081	1	ND	Pass	Spiromesifen	0.000933	0.003111	12	ND	Pass
Captan	0.001356	0.004521	5	ND	Pass	Spinosad	0.00092	0.003065	3	ND	Pass
Bifenazate	0.001312	0.004374	5	ND	Pass	Trifloxystrobin	0.000872	0.002906	30	ND	Pass
Chlordane	0.001294	0.004314	0	ND	Pass	Permethrin	0.000844	0.002814	20	ND	Pass
Dimethomorph	0.001285	0.004284	20	ND	Pass	Malathion	0.000813	0.00271	5	ND	Pass
Aldicarb	0.001222	0.004072	0	ND	Pass	Metalaxyl	0.000807	0.002689	15	ND	Pass
Coumaphos	0.001209	0.004032	0	ND	Pass	Propiconazole	0.000805	0.002682	20	ND	Pass
Carbaryl	0.001164	0.00388	0.5	ND	Pass	Propoxur	0.000794	0.002648	0	ND	Pass
Ethoprophos	0.001154	0.003847	0	ND	Pass	Imazalil	0.000785	0.002618	0	ND	Pass
Chlorpyrifos	0.001083	0.003612	0	ND	Pass	Myclobutanil	0.000753	0.002509	9	ND	Pass
Diazinon	0.00107	0.003566	0.2	ND	Pass	Spiroxamine	0.00072	0.002401	0	ND	Pass
Bifenthrin	0.000887	0.002957	0.5	ND	Pass	Hexythiazox	0.0007	0.002333	2	ND	Pass
Boscalid	0.000871	0.002902	10	ND	Pass	Piperonyl Butoxide	0.00069	0.002299	8	ND	Pass
Clofentezine	0.000835	0.002782	0.5	ND	Pass	Imidacloprid	0.000674	0.002246	3	ND	Pass
Fenpyroximate	0.000813	0.00271	2	ND	Pass	Kresoxim-Methyl	0.000668	0.002227	1	ND	Pass
Fipronil	0.000752	0.002505	0	ND	Pass	Spinetoram	0.00065	0.002165	3	ND	Pass
Fenoxycarb	0.000738	0.00246	0	ND	Pass	Oxamyl	0.000641	0.002136	0.2	ND	Pass
Etoxazole	0.00069	0.0023	1.5	ND	Pass	Thiamethoxam	0.000639	0.002129	4.5	ND	Pass
Dimethoate	0.000685	0.002284	0	ND	Pass	Methomyl	0.000614	0.002045	0.1	ND	Pass
Carbofuran	0.000666	0.00222	0	ND	Pass	Mevinphos	0.0006	0.002	0	ND	Pass
Acequinocyl	0.000661	0.002204	4	ND	Pass	PCNB	0.000588	0.001962	0.2	ND	Pass
Etofenprox	0.000652	0.002174	0	ND	Pass	Phosmet	0.000549	0.00183	0.2	ND	Pass
Fenhexamid	0.000651	0.002171	10	ND	Pass	Naled	0.000372	0.00124	0.5	ND	Pass
Dichlorvos	0.000643	0.002142	0	ND	Pass	Thiachloprid	0.000201	0.000671	0	ND	Pass
Acephate	0.00062	0.002066	5	ND	Pass						
Acetamiprid	0.000603	0.002009	5	ND	Pass						

Instrument	Method	Accession Date ✓	Panel Completed Date
IR-QSIGHT01	SOP-TP.08.2020V02 Pesticides & Mycotoxins	2020-10-26	2020-10-28

TESTED



Mycotoxin Analysis

PASS

Analyte	LOD (µg/g or µg/mL) ▾	LOQ (µg/g or µg/mL)	Results (µg/g or µg/mL)	Action Limits (µg/g or µg/mL)	Pass/Fail
Aflatoxin B1		0.002876	0.009586 ND	N/A	Pass
Aflatoxin B2		0.002377	0.007923 ND	N/A	Pass
Aflatoxin G2		0.002145	0.007149 ND	N/A	Pass
Aflatoxin G1		0.001901	0.006336 ND	N/A	Pass
Ochratoxin A		0.000794	0.002647 ND	0.02	Pass

Instrument	Method	Accession Date ▾	Panel Completed Date
IR-QSIGHT01	SOP-TP.08.2020.V02 Pesticides & Mycotoxins	2020-10-26	2020-10-28

SIGNATURE OF CONFIRMATION

Adam Floyd

Adam Floyd
Laboratory Manager

2020-11-03
Date of Confirmation

Total CBD = (CBDA * 0.877) + CBD
 Total THC = (THCA * 0.877) + D9-THC
 D9-THC % = (Component Amount in mg / 1000)
 PPM to % = ((PPM/1000)/1000)*100
 Moisture Content Adjustment = (Component Amount / (1000 mg - (1000 * Moisture Correction %)) * 1000

QUALITY REVIEW

Mike Tunis

Mike Tunis

2020-11-03
Date of Quality Review

Total Cannabinoids %: Total decarboxylated cannabinoids concentration per BCC regulation 5724(A). Total cannabinoid concentration (mg/g) = (Cannabinoid acid form concentration (mg/g) x 0.877) + Cannabinoid concentration (mg/g)
 Total Cannabinoids % (Non-Decarboxylated): Total Cannabinoids including the acidic forms. Total cannabinoid concentration (mg/g) = Cannabinoid acid form concentration (mg/g) + Cannabinoid concentration (mg/g)
 LOQ = Limit of Quantitation
 LOD = Limit of Detection
 ND = Not Detected
 PPB - Parts per Billion
 PPM - Parts per Million

All tests were performed with relevant laboratory quality control samples (LQCs) and passed prescribed acceptance criteria according to Barclays Official California Code of Regulations (CCR) section 5730, pursuant to 16 CCR section 5726 (e)(13). Testing results are based on the sample submitted to Think20 Labs LLC in the picture and description above. Think20 Labs LLC affirms that all analytical testing was performed consistent with industry standards and in accordance with validated methods designed and verified by Think20 Labs LLC. All testing results were produced in compliance with applicable state and federal laws. This report may not be reproduced, except in full, without the written approval of Think20 Labs LLC.

TESTED

