

mary maxim

Cables Round and Round

No. 97468N

Size: 41" Diameter

■■■■□ INTERMEDIATE



SHOPPING LIST

Yarn (Worsted Weight)

Mary Maxim Baby Value

[6 oz, 342 yards]

(170 grams, 313 meters) per skein]:

Blue 4 skeins



Knitting Needle

Double Point Needles (DPN)

Size 8 (5.00 mm)

16" [40 cm] Circular Needle

Size 8 (5.00 mm)

24" [60 cm] Circular Needle

Size 8 (5.00 mm)

36" [90 cm] Circular Needle

Size 8 (5.00 mm)

or size needed for gauge

SIZE INFORMATION

Finished: 41" [104 cm] Diameter

GAUGE INFORMATION

Rnds 1-12 = 3.5" [9 cm] diameter

and over the larger areas of the blanket, 9 sts and 15 rnds to 2" [5 cm]

measured over Seed st and

10 sts and 14 rnds to 2" [5 cm],

measured over Twisted Rib

all using **suggested** needle or any

size needle which will give the correct gauges.

STITCH GUIDE

k knit

p purl

sl slip

st(s) stitch(es)

St st Stocking stitch

beg begin or beginning

dec decrease or decreasing

inc increase or increasing

" inches

cm centimeters

mm millimeter

rem remain or remaining

rep repeat

rnd(s) round(s)

tog together

yo yarn over

PM place marker

M marker

kf&b Knit into front and back of st.

M3 (K1, p1, k1) all in same stitch.

M1 With left-hand needle, lift horizontal strand of yarn lying between stitch just worked and next stitch, from front to back and knit into the back of the resulting loop.

T5R Slip next 3 stitches onto cable needle and hold at back of work, k2 from left-hand needle, then p1, k2 from cable needle.

T3B Slip next stitch onto cable needle and hold at back of work, k2 from left-hand needle, then p1 from cable needle.

T3F Slip next 2 stitches onto cable needle and hold at front of work, p1 from left-hand needle, then k2 from cable needle.

C3F Slip next 2 stitches onto cable needle and hold at front of work, k1 from left-hand needle, then k2 from cable needle.

C3B Slip next stitch onto cable needle and hold at back of work, k2 from left-hand needle, then k1 from cable needle.

K1tbl Knit 1 through back loop.

T5L Slip next 2 stitches onto cable needle and hold at front of work, k2, p1 from left-hand needle, then k2 from cable needle.

M1P With left-hand needle, lift horizontal strand of yarn laying between stitch just worked and next stitch, from back to front and purl as usual into the resulting loop.

Note: Work will begin on 4 DPN's. As sts increase, when you feel you need to, switch to the shortest circular needle and finally to the larger circular needles. Remember once you are working on a circular needle, PM at the beg of the round.

INSTRUCTIONS

Working Circular Cast On (see back page), cast on 8 sts (2 sts on each of 4 DPN).

Rnd 1: Knit, taking care not to twist sts. At this point you might want to use a safety pin to indicate beg of rnds, as a marker is apt to slip off needle.

Rnd 2: (inc rnd) Kf&b of each st. (16 sts)

Rnds 3 and 5: Knit.

Rnd 4: *K1, p1; rep from * around.

Rnd 6: (inc rnd) As Rnd 2. (32 sts)

Rnds 7, 9, 11 and 13: Knit.

Rnds 8, 10 and 12: As Rnd 4.

Rnd 14: (inc rnd) *M3, p1; rep from * around. (64 sts)

Rnds 15 and 17: Knit.

Rnds 16 and 18: *K3, p1; rep from * around.

Rnd 19: (inc rnd) *Slip 1 st onto cable needle and hold behind work, knit next 2 sts, M3 off cable needle, k1; rep from * around. (96 sts)

Rnds 20, 22 and 24: K2, *p1, k5; rep from * to last 4 sts, p1, k3.

Rnds 21 and 23: *K5, p1; rep from * around.

Rnd 25: (inc rnd) *K5, M1, p1, M1; rep from * around. (128 sts)

Rnd 26: *T5R, p1, k1, p1; rep from * around.

Rnd 27: K6, p1, *k7, p1; rep from * to last st, k1.

Rnd 28: *[K2, p1] twice, k1, p1; rep from * around.

Rnd 29: (inc rnd) K2, M1, k1, M1, k3, p1, *k3, M1, k1, M1, k3, p1; rep from * to last st, k1. (160 sts)

Rnds 30 and 32: *K2, p3, k2, p1, k1, p1; rep from * around.

Rnds 31 and 33: K8, p1, *k9, p1; rep from * to last st, k1.

Rnd 34: (inc rnd) *K2, p3, k2, M1, p1, k1, p1, M1; rep from * around. (192 sts)

Rnd 35: *K7, [p1, k1] twice, p1; rep from * around.

At beg of next rnd, reposition marker as instructed.

Rnd 36: Remove M, slip first 2 sts onto cable needle and hold in front of work, slip next st purlwise to right-hand needle (it will be worked at end of rnd), PM and k2 sts from cable needle, p1, T3B, [k1, p1] twice, k1, *T3F, p1, T3B, [k1, p1] twice, k1; rep from * to last st, p1.

Rnd 37: *T5R, [k1, p1] 3 times, k1; rep from * around.

Rnd 38: (inc rnd) *K2, p1, k2, M1, [p1, k1] 3 times, p1, M1; rep from * around. (224 sts)

Rnd 39: *K2, p1, k2, [p1, k1] 4 times, p1; rep from * around.

Rnd 40: K2, p1, k3, [p1, k1] 3 times, p1, *k3, p1, k3, [p1, k1] 3 times, p1; rep from * to last st, k1.

Rnd 41: *T5R, [p1, k1] 4 times, p1; rep from * around.

Reposition marker again in each of the next three rows as follows:

Rnd 42: Remove M, slip first 3 sts purlwise to right-hand needle and leave unworked, PM (marker has shifted 3 sts to the left), *C3F, [p1, k1] 3 times, p1, C3B, k1; rep from * around.

Rnd 43: Remove M, slip first st purlwise to right-hand needle and leave unworked, PM (marker has shifted 1 st to the left), *K3, [p1, k1] twice, p1, k3, p3; rep from * around.

Rnd 44: **Remove M, slip first 2 sts onto cable needle and hold in front of work, slip next st purlwise to right-hand needle and leave unworked, PM, then k2 from cable needle**, [k1, p1] twice, k1, C3B, *k3, C3F, [k1, p1] twice, k1, C3B; rep from * to last 4 sts, k4.

Rnd 45: *K2, [p1, k1] twice, p1, k2, p5; rep from * around.

Continue to reposition marker as in Rnd 44, on the next and then the following alternate rnd.

Rnd 46: Work first 3 sts as for Rnd 44 from ** to **, p1, k1, p1, C3B, k5, *C3F, p1, k1, p1, C3B, k5; rep from * to last st, k1.

Rnd 47: *K3, p1, k3, p7; rep from * around.

Rnd 48: Work first 3 sts as for Rnd 44 from ** to **, k1, C3B, k7, *C3F, k1, C3B, k7; rep from * to last st, k1.

Rnd 49: *K2, p1, k2, p9; rep from * around.

Rnd 50: *T5L, k9; rep from * around.

Rnd 51: As Rnd 49.

Rnd 52: (inc rnd) *K2, p1, k2, M1, k9, M1; rep from * around. (256 sts)

Rnd 53: *K2, p1, k2, p 11; rep from * around.

Rnd 54: *T5L, k 11; rep from * around.

Rnd 55: As Rnd 53.

Rnd 56: K2, p1, *k 15, p1; rep from * to last 13 sts, k 13.

Rnd 57: As Rnd 53.

Rnd 58: As Rnd 54.

Rnd 59: As Rnd 53.

Rnd 60: As Rnd 56.

Once again, marker is on the move!

Rnd 61: Remove M, slip first 3 sts purlwise to right-hand needle and leave unworked, PM (marker has shifted 3 sts to the left), *k2, p 11, k2, p1; rep from * around.

Rnd 62: (inc rnd) *K 15, M1, p1, M1; rep from * around. (288 sts)

Continue to reposition marker, as in Rnd 44, on the next and then every alternate rnd, 4 times more.

Rnd 63: Work first 3 sts as for Rnd 44 from ** to **, p9, T3B, k1tbl, p1, k1tbl, *T3F, p9, T3B, k1tbl, p1, k1tbl; rep from * to last st, p1.

Rnd 64: *K 13, [p1, k1tbl] twice, p1; rep from * around.

Rnd 65: Work first 3 sts as for Rnd 44 from ** to **, p7, C3B, [p1, k1tbl] twice, p1, *C3F, p7, C3B, [p1, k1tbl] twice, p1; rep from * to last st, k1.

Rnd 66: *K 11, [k1tbl, p1] 3 times, k1tbl; rep from * around.

Rnd 67: Work first 3 sts as for Rnd 44 from ** to **, p5, T3B, [k1tbl, p1] 3 time, k1tbl, *T3F, p5, T3B, [k1tbl, p1] 3 times, k1tbl; rep from * to last st, p1.

Rnd 68: *K9, [p1, k1tbl] 4 times, p1; rep from * around.

Rnd 69: Work first 3 sts as for Rnd 44 from ** to **, p3, C3B, [p1, k1tbl] 4 times, p1, *C3F, p3, C3B, [p1, k1tbl] 4 times, p1; rep from * to last st, k1.

Rnd 70: *K7, [k1tbl, p1] 5 times, k1tbl; rep from * around.

Rnd 71: Work first 3 sts as for Rnd 44 from ** to **, p1, T3B, [k1tbl, p1] 5 times, k1tbl, *T3F, p1, T3B, [k1tbl, p1] 5 times, k1tbl; rep from * to last st, p1.

Rnd 72: (inc rnd) *K5, M1, [p1, k1tbl] 6 times, p1, M1; rep from * around. (320 sts)

Rnd 73: *T5R, [k1tbl, p1] 7 times, k1tbl for Twisted Rib; rep from * around.

Rnd 74: *K5, work Twisted Rib as established over next 15 sts; rep from * around.

Rnd 75: *K2, p1, k2, work Twisted Rib as established over next 15 sts; rep from * to end.

Rnd 76: As Rnd 74.

Rnd 77: As Rnd 73.

Rnd 78: As Rnd 74.

Rnd 79: As Rnd 75.

After this rnd, the word "Rib" is used for the Twisted Rib and later "Seed" for Seed St, in an effort to reduce copy and keep knitter awake.

Rnd 80: (inc rnd) *K2, M1, k1, M1, k2, Rib next 15 sts; rep from * around. (352 sts)

Rnds 81, 83 and 85: *K2, p3, k2, Rib next 15 sts; rep from * around.

Rnds 82, 84 and 86: *K7, Rib next 15 sts; rep from * around.

Once again, marker is on the move.

Rnd 87: Work first 3 sts as for Rnd 44 from ** to **, p1, T3B, Rib next 15 sts, *T3F, p1, T3B, Rib next 15 sts; rep from * to last st, p1.

Rnd 88: (inc rnd) *T5R, M1, [p1, k1tbl] 8 times, p1, M1; rep from * around. (384 sts)

Rnds 89, 90 and 91: K2, p1, k2, Rib next 19 sts; rep from * around.

Rnd 92: *T5R, Rib next 19 sts; rep from * around.

Again, marker has to be moved.

Rnd 93: Remove M, slip first 3 sts purlwise to right-hand needle and leave unworked, PM (maker has shifted 3 sts to the left), T3F, [p1, k1tbl] 8 times, p1, *T3B, k1, T3F, [p1, k1tbl] 8 times, p1; rep from * to last 4 sts, T3B, k1.

Rnd 94: Remove M, slip 1 st purlwise to right-hand needle and leave unworked, PM, k2, Rib next 17 sts, *k3, p1, k3, Rib next 17 sts; rep from * to last 5 sts, k3, p1, k1.

Continue to reposition marker, as in Rnd 44, on the next and then every alternate round 7 times more.

Rnd 95: Work first 3 sts as for Rnd 44 from ** to **, Rib next 15 sts,

*C3B, p1, k1, p1, C3F, Rib next 15 sts; rep from * to last 7 sts, C3B, [p1, k1] twice.

Rnd 96: (inc rnd) *K2, Rib next 15 sts, k2, M1, [p1, k1] twice, p1, M1; rep from * around. (416 sts)

Rnd 97: Work first 3 sts as for Rnd 44 from ** to **, Rib 13, C3B, [p1, k1] 3 times, p1; *C3F, Rib 13, C3B, [p1, k1] 3 times, p1; rep from * to last st, k1.

Rnd 98: *K2, Rib 13, k2, work in Seed St as established over next 9 sts; rep from * around.

Rnd 99: Work first 3 sts as for Rnd 44 from ** to **, Rib 11, T3B, Seed St as established over next 9 sts, *T3F, Rib 11, T3B, Seed St next 9, rep from * to last st, p1.

Rnd 100: *K2, Rib 11, k2, Seed 11; rep from * around.

Rnd 101: Work first 3 sts as for Rnd 44 from ** to **, Rib 9, C3B, Seed 11, *C3F, Rib 9, C3B, Seed 11; rep from * to last st, k1.

Rnd 102: *K2, Rib 9, k2, Seed 13; rep from * around.

Rnd 103: Work first 3 sts as for Rnd 44 from ** to **, Rib 7, T3B, Seed 13, *T3F, Rib 7, T3B, Seed 13; rep from * to last st, p1.

Rnd 104: (inc rnd) *K2, Rib 7, k2, M1P, [k1, p1] 7 times, k1, M1P; rep from * around. (448 sts)

Rnd 105: Work first 3 sts as for Rnd 44 from ** to **, Rib 5, T3B, Seed 17, *T3F, Rib 5, T3B, Seed 17; rep from * to last st, p1.

Rnd 106: *K2, Rib 5, k2, Seed 19; rep from * around.

Rnd 107: Work first 3 sts as for Rnd 44 from ** to **, Rib 3, C3B, Seed 19, *C3F, Rib 3, C3B, Seed 19; rep from * to last st, k1.

Rnd 108: *K2, Rib 3, k2, Seed 21; rep from * around.

Rnd 109: Work first 3 sts as for Rnd 44 from ** to **, p1, T3B, Seed 21, *T3F, p1, T3B, Seed 21; rep from * to last st, p1.

Rnd 110: *K2, p1, k2, Seed 23; rep from * around.

Rnd 111: *T5L, Seed 23, rep from * around.

Rnds 112 and 114: K2, p1, k3, Seed 21, *k3, p1, k3, Seed 21; rep from * to last st, k1.

Rnd 113: *K2, p1, k2, Seed 23; rep from * around.

Rnd 115: (inc rnd) *T5L, M1, [p1, k1] 11 times, p1, M1; rep from * around. (480 sts)

Again, marker needs to move.

Rnd 116: Remove M, slip 3 sts purlwise to right-hand needle and leave unworked, PM, k2, Seed 25, *k5, Seed 25; rep from * to last 3 sts, k3.

Rnd 117: *K3, Seed 23, k3, p1; rep from * around.

Rnd 118: (inc rnd) *K2, Seed 25, k2, M1, k1, M1; rep from * around. (512 sts)

Rnd 119: *K3, Seed 23, k3, p3; rep from * around.

Continue to reposition marker, as in Rnd 44, on the next and then every alternate round 11 times more.

Rnd 120: Work first 3 sts as for Rnd 44 from ** to **, Seed 23, C3B, k3, *C3F, Seed 23, C3B, k3; rep from * to last st, k1.

Rnd 121: *K2, Seed 23, k2, p5; rep from * to around.

Rnd 122: Work first 3 sts as for Rnd 44 from ** to **, Seed 21, C3B, k5, *C3F, Seed 21, C3B, k5; rep from * to last st, k1.

Rnd 123: *K3, Seed 19, k3, p7; rep from * around.

Rnd 124: Work first 3 sts as for Rnd 44 from ** to **, Seed 19, C3B, k7, *C3F, Seed 19, C3B, k7; rep from * to last st, k1.

Rnd 125: *K2, Seed 19, k2, p9; rep from * around.

Rnd 126: (inc rnd) Work first 3 sts as for Rnd 44 from ** to **, Seed 17, C3B, M1, k9, M1, *C3F, Seed 17, C3B, M1, k9, M1; rep from * to last st, k1. (544 sts)

Rnd 127: *K3, Seed 15, k3, p 13; rep from * around.

Rnd 128: Work first 3 sts as for Rnd 44 from ** to **, Seed 15, C3B, k 13, *C3F, Seed 15, C3B, k 13; rep from * to last st, k1.

Rnd 129: *K2, Seed 15, k2, p 15; rep from * around.

Rnd 130: Work first 3 sts as for Rnd 44 from ** to **, Seed 13, C3B, k 15, *C3F, Seed 13, C3B, k 15; rep from * to last st, k1.

Rnd 131: *K3, Seed 11, k3, p 17; rep from * around.

Rnd 132: Work first 3 sts as for Rnd 44 from ** to **, Seed 11, C3B, k 17, *C3F, Seed 11, C3B, k 17; rep from * to last st, k1.

Rnd 133: *K2, Seed 11, k2, p 19; rep from * around.

Rnd 134: (inc rnd) Work first 3 sts as for Rnd 44 from ** to **, Seed 9, C3B, M1, k 19, M1, *C3F, Seed 9, C3B, M1, k 19, M1; rep from * to last st, k1. (576 sts)

Rnd 135: *K3, Seed 7, k3, p 23; rep from * around.

Rnd 136: Work first 3 sts as for Rnd 44 from ** to **, Seed 7, C3B, k 23, *C3F, Seed 7, C3B, k 23; rep from * to last st k1.

Rnd 137: *K2, Seed 7, k2, p 25; rep from * around.

Rnd 138: Work first 3 sts as for Rnd 44 from ** to **, Seed 5, C3B, k 25, *C3F, Seed 5, C3B, k 25; rep from * to last st, k1.

Rnd 139: *K3, Seed 3, k3, p 27; rep from * around.

Rnd 140: Work first 3 sts as for Rnd 44 from ** to **, Seed 3, C3B, k 27, *C3F, Seed 3, C3B, k 27; rep from * to last st, k1.

Rnd 141: *K2, Seed 3, k2, p 29; rep from * around.

Rnd 142: Work first 3 sts as for Rnd 44 from ** to **, p1, C3B, k 29, *C3F, p1, C3B, k 29; rep from * to last st, k1.

Rnd 143: (inc rnd) K1tbl, M1P, k1tbl, p1, [k1tbl, M1P] twice, p 31, *[M1P, k1tbl] twice, p1, [k1tbl, M1P] twice, p 31; rep from * around, M1P. (640 sts)

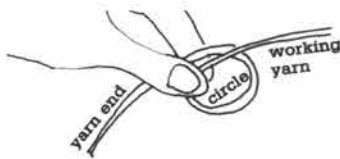
Rnd 144: [K1tbl, p1] 4 times, k 31, *p1, [k1tbl, p1] 4 times, k 31; rep from * to last st, p1.

Rnd 145: *Rib 7, p 33; rep from * around.

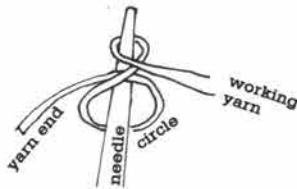
Rnd 146: As Rnd 144.

Rnd 147: Work sts as Rnd 145 AND AT THE SAME TIME, cast off loosely in pattern.

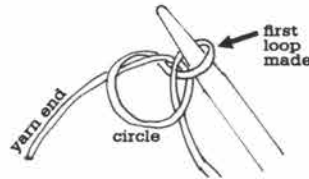
Sew in all ends.



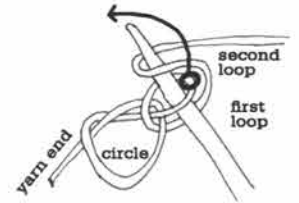
Circular Cast On: To begin, create a circle using the end of the yarn. Pinch the circle in your left hand, and hold the needle and working yarn in your right hand. You will create new sts using the point of the needle, working into the center of the circle.



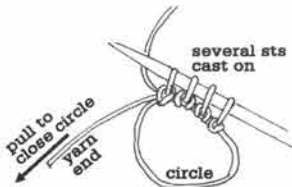
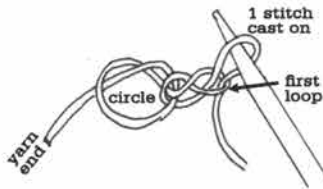
1. Insert needle into circle from front to back
2. Wrap yarn around needle



3. Using needle point, pull loop through circle from back to front (1 new loop on needle)



4. Wrap working yarn around needle (2 new loops on needle)
5. Use finger to lift first loop over second loop and off the needle -1 loop remains, this is one st cast on.



Repeat Steps 1-5 until there are 8 sts cast on. Divide sts onto DPN's as instructed, then pull tail of yarn to close the circle.

Every effort has been made to have the directions contained in this pattern accurate and complete; however, we cannot be responsible for misinterpretation, variance or errors in workmanship of the individual.

Copyright © 2017 by Mary Maxim, Inc. All rights reserved. This publication is protected under federal copyright laws. Reproduction or distribution of this publication or any other Mary Maxim publication, including publications which are out of print, is prohibited unless specifically authorized. This includes, but is not limited to, any form of reproduction or distribution on or through the Internet, including posting, scanning or e-mail transmission.

mary maxim

2001 Holland Ave., Port Huron, MI 48060;
75 Scott Ave., Paris, Ontario, CANADA N3L 3G5

Yarn Imported