

7 Color LED Neck & Face Massager+ (USB charged)

Item No.:DG5



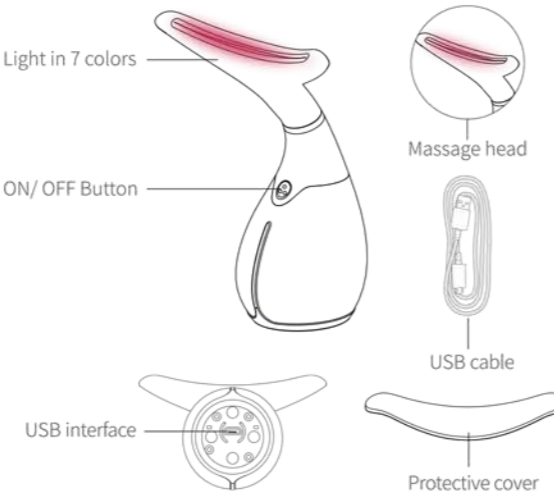

Important Reminder: Please charge to full before initial use and recharge between applications.

Contents

Page

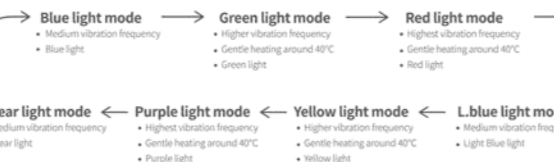
1	Product specifications
1	Instructions of the 7 modes
2	Patent
3	Product features
4	How to use on neck
4	How to use on face
4	How to clean
5	Cautions
6	Q&A
7	Technical information

Product specifications



About this Beauty Tool

This 7 Color Rejuvenating beauty tool incorporates 3 advanced technologies: high-speed massage and vibration, 7 color LED lights, and controlled gentle heating to revive the skin around the neck and face for a youthful, radiant appearance. Use as needed, 5-10 minutes at a time. For all skin types. You can change lights/intensity at any time. Recommended application time up to 10 minutes.



Page 1

Patent

Appearance patent
US D876,623 SAppearance patent
003539014-0001Appearance patent
30-0965355

LED Light Properties



Blue Light (415-425 nm) – associated with skin nourishment and may help with overall skin appearance. It can also help improve skin's texture and tone.



Green Light (530-540 nm) – associated with soothing and calming the skin and for balancing it. Also can assist with sagging skin and other visible signs of the aging process.



Red Light (620-630 nm) – associated with anti-aging and age-defying benefits, more rejuvenated and radiant appearance, and battling the visible signs of the aging process.



Light Blue Light (495-510 nm) – associated with improvement in the skin's general condition and appearance and can help in balancing and purifying the skin.



Yellow Light (565-575 nm) – associated with skin stimulation and rejuvenation for a more radiant and revitalized appearance.



Purple Light (390-405 nm) – associated with purifying, detoxifying, and balancing the skin. It can assist with skin regeneration and with battling the visible signs of the aging process.



Clear Light (450-460 nm) – associated with processes that can assist in healing and renewal of skin cells and with improving and balancing overall skin's conditions.

Page 2

Product features

This product is ergonomically designed to be applied on the neck and face area. It uses technology that combines high-speed massage and vibration, 7 color LED lights, and controlled gentle heating for a youthful appearance.

1. The curve massage head is especially designed for shoulders, neck, face, and other body parts. Its unique shape can stream the energy from the device directly into the skin.

2. The massage heads can reach up to 40°C to generate light and gentle temperature-controlled heating. This tool also has built-in multiple massage vibration gears and LED features to stimulate the skin for a radiant, glowing complexion.

3. Mode memory function with 60 seconds reminder function.

4. Convenient USB cable charging / rechargeable

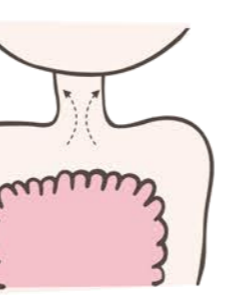
5. Small, light, and portable, can be used anywhere any time.

6. Modern and elegant design

Page 3

How to use on neck

- Apply a small amount of skin care cream on the neck area. Massage until fully absorbed.
- Select your preferred mode/light color and apply the massager on the skin in upward/downward and circular motions. You can always change colors during the application.
- Use the massager on the back and front of the neck. Massage all acupuncture points in upwards/downwards motions. Use for 5-10 minutes at a time.



How to use on face

- Apply a small amount of skin care cream over clean skin. Massage until fully absorbed.
- Select your preferred mode/light color and apply the massager on the skin in upward/downward and circular motions. You can always change colors during the application.
- Massage all acupuncture points in upwards/downwards motions around the shape of your face. Use for 5-10 minutes at a time.



How to clean

- Press ON/OFF Button for one second to turn off the massager.
- Wipe the product with a dry cloth.
- Close the protective cover and place it in a ventilated dry environment.

Page 4

Cautions and Safety Guides

- Please read the product manual before using, and keep the manual for future use.
- Use the USB cable provided in the box. Charging time from low battery to full is about 2 hours.
- When battery is in shortage, flash in red light, when it is under battery charging, flash in blue light, when blue light is up on indicates charge in saturation.
- The product has mode memory function, when switch it on, it will enter the mode you chose last time automatically.
- Do not use this product while it is being charged.
- Stop using this product if you feel uncomfortable or if skin irritation or swelling occurs and contact the manufacturer.
- The product is not waterproof; please do not place it in water.
- Put the product on a dry and ventilated place, to avoid direct sunlight, and make sure no corrosive chemicals around.
- The cleansing cloth using high-quality fleece material, can be washed repeatedly.
- Friendly reminder: please use moderate skin care product. Excessive skin care product can not be thoroughly absorbed. In contrast, the leftover might possibly permeate into the massager and damage it. Please clean the massager in time with cleansing cloth after using.
- After a long time of idle mode, the massager will need about 15 minutes of charging to reactivate (indicator light will turn blue).
- Keep out of the reach of children.
- Do not apply directly over the eyes.
- This product is for external use only.
- If you have any medical condition (such as but not limited to: have a heart pacemaker, suffer from epilepsy, pregnancy, suffer from severe medical conditions, etc.) please consult with your physician before using this product.

Page 5

Q&A

Question

I suffer from allergies, can I use the product?

Answer

Yes. This product is made with materials of the highest standards that are proven to be safe and not cause any skin irritation. However, in the rare case of skin irritation, allergy, or discomfort stop using the product and contact the manufacturer.

Question

What is the recommended use of the product?

Answer

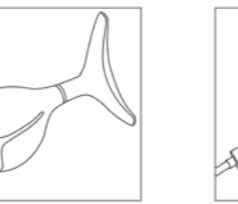
The recommended use of the product is 5-10 minutes at a time any day you want.

Question

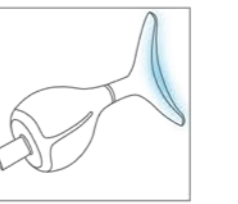
Can I change colors during an application?

Answer

Yes. You can change colors any time you want. Just keep an application up to 10 minutes.



At the beginning of charging



This tool needs about 15 mins for a min charging state

Verdermis provides a warranty on its LED Beauty Tools
(Check website for details)

Q&A

Question

The product suddenly has no vibration, does not work, what is the reason?

Answer

Check whether the product electricity is in shortage or not. Recharge product.
Check if the product starts correctly.
Restart the product after turn it off.

Question

Can I use this product every day?

Answer

Yes, the vibration intensity and temperature adjustment of this product are intelligently designed by a professional team, can be used multi-times a day.

Page 6

Technical information

Product name	7 Color LED Neck & Face Massager+
Model	DG5
Rated Voltage	5V
Rated Input Power	3W
Battery composition	Lithium
Battery type/ size	Lithium
Number of batteries	1
Battery weight (grams)	19±0.3
Cells per battery	1
Watt hours per battery	2.4wh
Lithium content (grams)	0.195

Page 7

Q&A

Question

I suffer from allergies, can I use the product?

Answer

Yes. This product is made with materials of the highest standards that are proven to be safe and not cause any skin irritation. However, in the rare case of skin irritation, allergy, or discomfort stop using the product and contact the manufacturer.

Question

What is the recommended use of the product?

Answer

The recommended use of the product is 5-10 minutes at a time any day you want.

Question

Can I change colors during an application?

Answer

Yes. You can change colors any time you want. Just keep an application up to 10 minutes.




TO MAXIMIZE RESULTS SCAN HERE

For more information about the product please visit

WWW.VERDERMIS.COM

Dist. by Y&E Ent., LLC

Atlanta, GA 30338 USA

71-75 Shelton Street, London, UK

Hauptstrasse 22 Neugersdorf 02727, Germany