

Date: Contact:
 Merchant: Branch:
 Phone No: Email:
 Order No: Quantity:
 Contract No:

Please consult your brochure on options available for each product

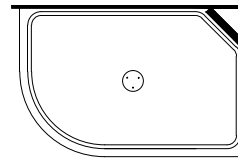
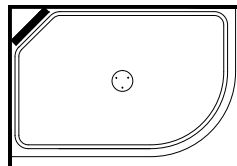
- ☐ **Complete Shower** ☐ Tray - Centre Waste ☐ Wall Liner ☐ Door ☐ Door & Return ☐ Easy Clean Waste
- ☐ Tray - Corner Waste Only available on on 900 and 1000 size Round and Square Trays
- WALL OPTION** ☐ Flat Wall ☐ Moulded Wall ☐ Tiled Wall (no liner supplied) ☐ Glass Shelves (QTY)
- JOINERY** ☐ White ☐ Bright

CEZANNE ROUND

CONFIGURATION & SIZE

2 Sided Round ☐ 900 ☐ 1000 ☐ 800x1200 ☐ 1200x800

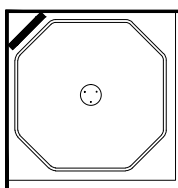
SOAP RECESS
COMES STANDARD
IN CORNER



CEZANNE SQUARE WITH 3 PANEL SLIDING DOORS

2 Sided Square ☐ 900 ☐ 1000 **2 Sided Rectangular** ☐ 900x1000 ☐ 1000x900 ☐ 900x1200 (2 panel sliding door) ☐ 1200x900 (2 panel sliding door)

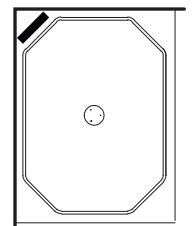
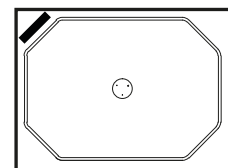
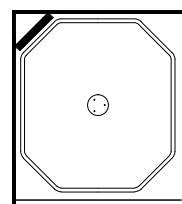
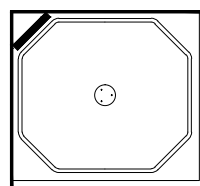
☐ 900
☐ 1000



DOOR

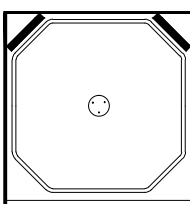
☐ 900 Door
☐ 1000 Door

SOAP RECESS
COMES STANDARD
IN CORNER



3 Sided Square

☐ 900
☐ 1000



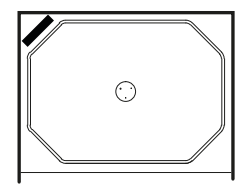
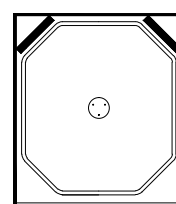
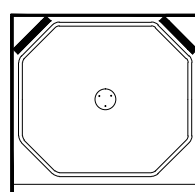
SOAP RECESS
☐ Left Hand ☐ Right Hand

3 Sided Rectangular

☐ 900x1000x900 (1000 DOOR)

☐ 1000x900x1000 (900 DOOR)

☐ 900x1200x900 (1200 Door, 2 panel sliding door)



SOAP RECESS
☐ Left Hand ☐ Right Hand