

PRODUCT SPECIFICATIONS

LUNA ROUND 900X900 SHOWER

ROUND, 2 WALL, CENTRE WASTE



SHOWER ENCLOSURE

CONFIGURATION	2 wall round shower
WIDTH (mm)	900
DEPTH (mm)	900
HEIGHT (mm)	1970 (including tray)

SURESEAL™ TRAY

FINISH	Gloss white
MATERIAL	Acrylic, fiberglass reinforced
WASTE POSITION	Centre
ORIGIN	Aotearoa / New Zealand

SLIDING DOOR SET

FINISHES	White Bright
MATERIAL	Aluminium frame 6mm toughened safety glass (door) 5mm toughened safety glass (return)
ORIGIN	PRC

FLAT WALL LINER

FINISH	Gloss white
MATERIAL	Acrylic
ORIGIN	Aotearoa / New Zealand

PRODUCT CODES & FINISHES



1LU2W99RFLRX

White



1LU2B99RFLRX

Bright

NOTES

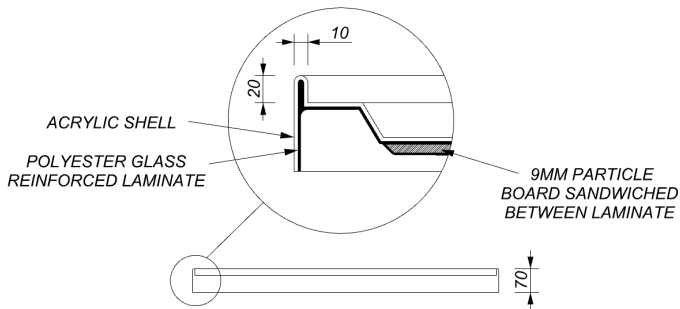
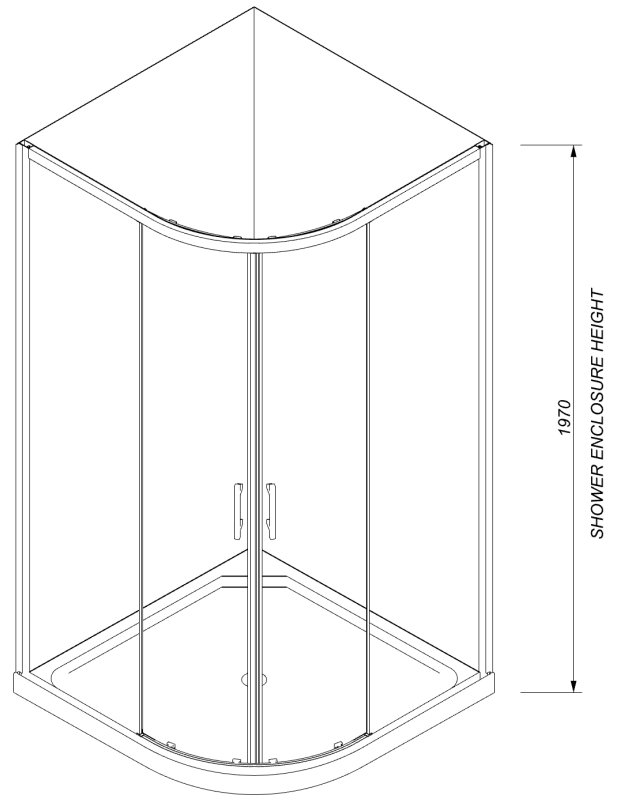
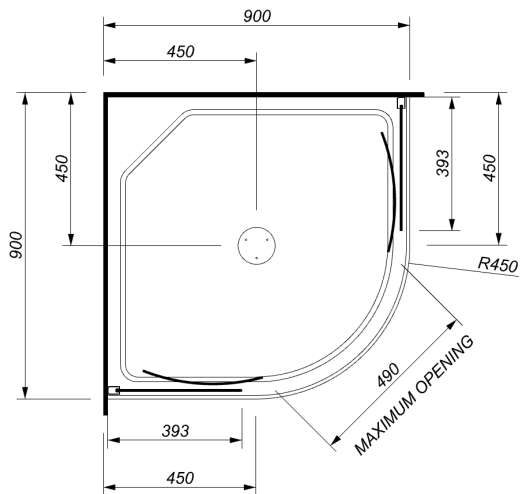
- 10 year warranty for shower enclosure, 12 months warranty for seals*
- Included - Easy Clean Waste
- Included - silicone and showerbond for installation**
- Optional - corner waste position available**
- Optional - moulded liner available**
- Optional - glass shelves sold separately**

MAY 2024

ALL MEASUREMENTS ARE NOMINAL.
*WARRANTIES APPLY TO RESIDENTIAL DOMESTIC USE ONLY. WARRANTY IS VOID IF PRODUCT IS NOT
INSTALLED ACCORDING TO OUR SPECIFICATIONS.

**REFER TO WEBSITE FOR FURTHER INFORMATION ON INSTALLATION GUIDE AND PRODUCT OPTIONS.
CLEARLITE.CO.NZ

TECHNICAL SPECIFICATIONS
LUNA ROUND 900X900 SHOWER
ROUND, 2 WALL, CENTRE WASTE



MAY 2024

ALL MEASUREMENTS ARE NOMINAL.
*WARRANTIES APPLY TO RESIDENTIAL DOMESTIC USE ONLY. WARRANTY IS VOID IF PRODUCT IS NOT INSTALLED ACCORDING TO OUR SPECIFICATIONS.
**REFER TO WEBSITE FOR FURTHER INFORMATION ON INSTALLATION GUIDE AND PRODUCT OPTIONS.
CLEARLITE.CO.NZ