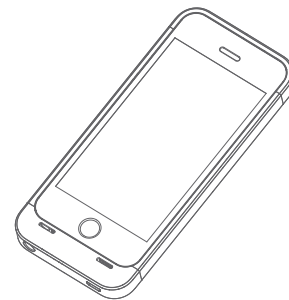


# iContact™

Ultra Slim Case  
with Built-in Battery  
Designed for iPhone 5

IC-BC520 (Gray)  
IC-BC525 (White)



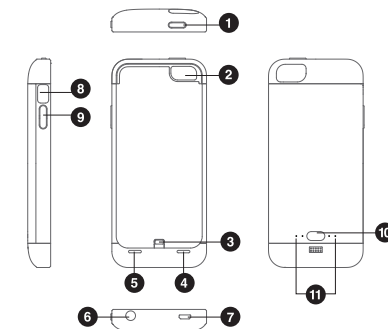
## USER GUIDE

### THANK YOU

Thank you for purchasing the iContact case with built-in rechargeable battery for iPhone 5. When used properly, this battery case can double the time you use your iPhone before you have to stop to plug it in again. When your phone's internal battery is almost empty, simply switch to the auxiliary battery built into the case and keep using your phone without interruption.

*iPhone is a trademark of Apple, Inc. and not affiliated with iContact. iContact expressly disclaims all liability from loss or damage resulting from the use of this case. Under no circumstances will iContact repair or replace a damaged device or provide compensation for data loss.*

### PARTS & FUNCTIONS



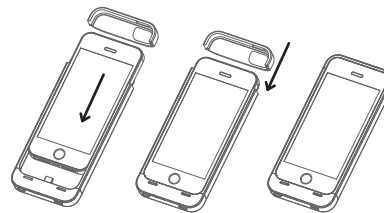
- |                      |                    |
|----------------------|--------------------|
| 1 iPhone 5 Power     | 8 Mute             |
| 2 Camera Hole        | 9 Volume +/-       |
| 3 iPhone 5 Connector | 10 Power Switch    |
| 4 Speaker            | 11 Power Indicator |
| 5 Microphone         |                    |
| 6 Headset            |                    |
| 7 Micro Input        |                    |



Micro USB  
Cable Included

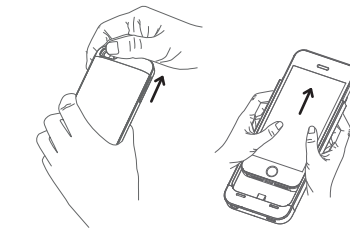
### INSTALLATION

1. Place phone into case by sliding down
2. Slide cover down to close case



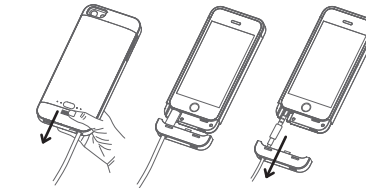
### REMOVING THE PHONE

1. Slide cover up to open case
2. Remove the Phone by sliding up



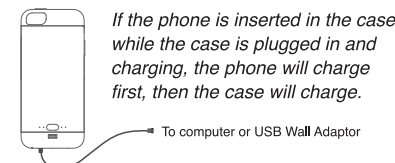
### REMOVING HEADSET

1. Press as shown in diagram and push bottom cover out as indicated.
2. Pull headset cable to remove



### CHARGING THE CASE

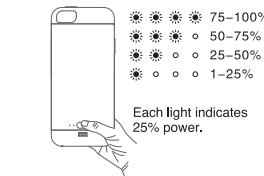
Connect the Micro USB cable to the case and plug into a computer USB port or USB wall adaptor (not included). Lights flash while charging and remain lit when fully charged.



*If the phone is inserted in the case while the case is plugged in and charging, the phone will charge first, then the case will charge.*

### CHARGING YOUR PHONE

1. Place iPhone 5 into case and press the power switch for 1 full second to begin charging the phone. The lights will turn off after 5 seconds to preserve power.
2. To check the battery power level, gently press the power switch to turn on the power indicators.



### TIPS & TROUBLESHOOTING

1. If the case does not charge with the phone inserted, try charging the phone and case separately a few times then together again.
2. Use only branded 5V/1A chargers.
3. Disconnect cable after case is fully charged to reduce risk of diminishing battery life.
4. If you encounter "Does not Support Charge" message, output of charger is not enough. Make sure to use a branded 5V/1A charger.

### WARNING!

Read all included instructions and warnings prior to using this product. Failure to read and follow safety instructions could result in fire, explosion, electrical shock or other hazard causing serious and/or fatal injury and/or property damage.

1. Do not modify, disassemble, open, drop, crush, puncture or shred this product.
2. Do not expose the product to rain, water or other liquids and corrosive materials.
3. Keep away from open flame and sunlight to prevent heat build-up.
4. Keep away from high voltage devices.
5. This product is not a toy. Keep away from children. Ensure that all persons who use the product read and follow these warnings and instructions.
6. Recharge the battery once every three months when it is not in use.
7. Do not use harsh chemicals, cleaning solvents or strong detergents.

*Exercise caution when using this product and use at your own risk. We shall not be held liable for any damages resulting from the use of this product.*

### SPECIFICATIONS

Cell Type: **Rechargeable Li-polymer**  
Capacity: **3.7V/2000mAh**  
Input: **DC 5V/500mA**  
Output: **DC 5V/1A**  
Size: **137.8 x 62.6 x 15 mm (5.4 x 2.46 x .59 in.)**  
Weight: **77g (2.7oz)**  
Charging Time: **Approx. 4 hrs**  
Charging Cable: **Micro USB (included)**

### Additional Power to iPhone 5

Standby Time: **Up to 226 hrs**  
Talk Time: **Up to 8 hrs (3G network)**  
Internet: **Up to 8 hrs (3G/LTE) Up to 10 hrs (WiFi)**  
Audio Play: **Up to 40 hrs**  
Video Play: **Up to 10hrs**

### VISIT US ONLINE

Scan the code below with your iPhone's barcode/QR code reader to visit us online for more details about this product and other great offers!

[www.iContactProducts.com](http://www.iContactProducts.com)

