

## The Problem:

Road dirt, grime, oil- and rubber-residues, brake wear stick persistent in many tight corners and edges of light alloy rims. Common rim-cleaners have problems to clean these extreme pollutions effective, fast, self-acting and gentle. This weakness of performance arises especially at cool temperatures - often during the time when tires have to be changed. Acidic and aggressive cleaners promise a better cleaning performance in short time, but cause material damages and health-risks.

## The Solution:

# P21S<sup>®</sup> HIGH END WHEEL CLEANER



## Product Advantages:

### The most powerful P21S formula ever: TOP material protection – pH-neutral to the skin

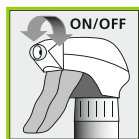
- Quickly and automatically cleans even the most stubborn dirt, such as thick layers of brake dust, oil and rubber residues, as well as all kinds of road dirt/residne
- Safe to use on all materials
- Even in cold conditions, effectively cleans with short reaction time (only 3 - 5 min)
- The specialized gel formula adheres to the rim surface to lift dirt without running off
- The effect indicator changes colour to show (violet to black) that the dirt has actively been removed from the surface
- Suitable for TPMS (tyre pressure monitoring systems)
- Biodegradable



## Application Areas:

**Painted and anodized aluminium and steel rims, as well as high-gloss chrome rims, mirror-finish aluminium rims (check for compatibility first, see note on packaging).**

## Application:






Turn spray nozzle to spray position. Spray on cold rims with P21S HIGH END Wheel-Cleaner (undiluted or in a mix ration of 1:1 with water), leave to act for 3 - 5 minutes. Rinse thoroughly with a high-pressure cleaner – alternatively also with a strong water jet – or drive through a car wash. If necessary, use a soft sponge or rim brush to speed up cleaning. Turn spray nozzle back to stop position (leakage protection).

**Note:** Do not use in direct sunlight or apply to hot rims. Do not allow the cleaner to dry on the rim. In the case of bare, unprotected or highly polished rims, first spot check for material compatibility.

### Recommendation:

- For sealing the rims: P21S Rim-Wax
- The P21S Pressure sprayer is an ideal accessory for the P21S HIGH END Wheel-Cleaner in canister

|   |   |   |
|---|---|---|
|  |  |  |
| Slight dirt   | Stronger dirt   | Extreme dirt  |
| 1:1 mix with water  |   | pure  |

The product's liquid content must be two thirds full. Returned consignments must be correctly stamped and proof of purchase (invoice) included.

