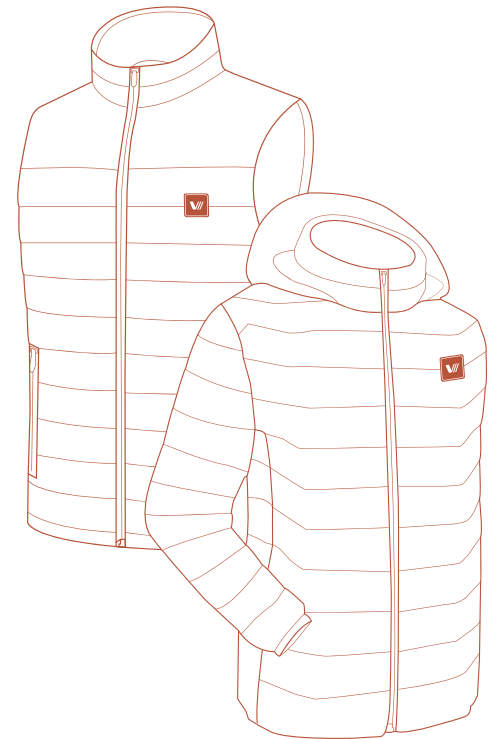




USER MANUAL

HEATED APPAREL



V/// VENUSTAS

Service@venustasofficial.com

+1 888 836 6460

www.venustasofficial.com



Venustas Official



venustas.official



venustas.official



venustas.official

www.venustasofficial.com



12-MONTH LIMITED WARRANTY



Venustas Limited Warranty

- Venustas's limited warranty applies to all BRAND NEW items sold by venustasofficial.com, Amazon, and other authorized dealers.
- Venustas Heated Apparel & Battery: ONE(1) YEAR covering any defect or malfunction of the heated electronic components from the date of purchase.
- This warranty is non-transferable and proof of original purchase from us or an authorized dealer is required for warranty service.
- Damage to the heating system and parts resulting from accidental fire, flood, misuse, unauthorized service or negligence as outlined herein will void the warranty. Warranty does not cover commercial use.
- Wear & tear of the garment, such as fabric, zippers and other accessories are not covered under this warranty. Under no circumstances will Venustas or the manufacturer be liable for incidental, consequential, or punitive damages (including water damage) resulting from the product, whether or not the product is found to be covered by this warranty.

PROOF OF ORIGINAL PURCHASE

This limited warranty applies to the product from the date of original purchase. Therefore, the owner must furnish proof of original purchase at retail for the consumer warranty.

For the commercial warranty, the owner must furnish proof of original purchase at retail or from a distributor. For subsequent purchasers, the date the first user acquired the product will apply as the original purchase.

Scan For Warranty



Register at www.venustasofficial.com for



1 year limited
warranty for free

Exclusive offers,
deals and more

Tips to make the most of
your heated experience

How to Register at www.venustasofficial.com

- Visit www.venustasofficial.com, then click the Support Center and Register Warranty, or scan the QR code above with your mobile phone.
- If you have any question, encounter any problem or our product don't meet your 100% satisfaction, please feel free to contact us. We will try our best to offer you a satisfactory solution.



Need help?

We're here to help



Service@venustasofficial.com (7*24H, 365 Days)



+1 888-836-6460 (9 am to 6pm EST, Monday to Friday)



+(1) 330 886 8761



<https://venustasofficial.com/pages/contact-us>

Follow us on social media channel for the latest news, promotions and prompt feedback.



@VenustasOfficial



@Venustas.official



@Venustas.official










@Venustas Heated Apparel

Battery Instruction

Specifications

	Venustas-6000	Venustas-7500	Venustas-10000
Capacity	7.4V 4800mAh	7.4V 7200mAh 11.1V 5000mAh	7.4V 10000mAh 11V 7500mAh
Input	Type-C 5V/3A	Type-C 5V/3A; 9V/3A; 12V/2.5A; 15V2A; 20V/1.75A	TYPE-C 5V/3A; 9V/3A; 12V/2.5A; 15V/2A; 20V/1.75A
Output	DC 7.38V/2.4A; USB-A: 5V/2.1A	DC 7.4V/2.5A;11.1V/3.5A; Type-C: 5V/3A; 9V/3A; 12V2.5A; 15V2A; 20V/1.75A	DC 7.4V/2.5A;11.1V/3.5A; Type-C: 5V/3A; 9V/3A; 12V2.5A; 15V2A; 20V/1.75A
Weight	6.6oz	10.4oz	12.8oz

-  **Fully charge before first use.**
-  **Fully charge every 6 months.**
-  Recommended operating temperature of 14°F to 86 °F (-10°C to 30°C). Store the battery pack where the temperature is 77± 2 °F (25± 2°C).
-  DO NOT expose to liquids.
-  DO NOT disassemble.
-  Avoid dropping.
-  Keep the battery away from moisture. Store the battery pack where the relative humidity is 60+ 15% RH.

How to Charge the Battery

1. Connect your battery to the USB cable that comes with it.
2. Plug into one of these three power sources:

Wall power outlet

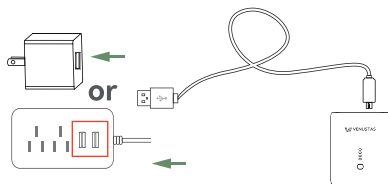
Plug your USB charging cable into a USB power adapter, then plug the adapter into the wall.

Computer

Plug your charging cable into a USB 2.0 or 3.0 port on a computer that's on and not in sleep mode. Don't use the USB ports on your keyboard.

Power accessory

Plug your cable into a powered USB hub, docking station, or other certified accessory.



*As part of our efforts to reach our environmental goals, Venustas no longer includes a power adapter in the box.

*Venustas rechargeable batteries are compatible with all kinds of Power Adapter or third-party adapters that comply with applicable safety standards.

Operation Instruction

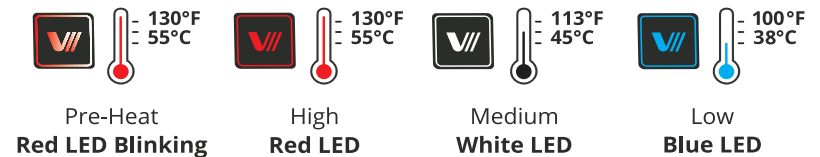
- 1 Insert the power cable into the port on the battery.



- 2 To turn on, press and hold the power button for 3 seconds. The apparel will begin to preheat for 5 minutes (blinking red LED). Then it will automatically adjust to medium heat (white LED).
- 3 To turn off, press and hold the power button for 3 seconds until LED turns off.
- 4 Unplug the battery if not to be used for a long time.

The heating level can be adjusted by pressing the power button for 1s. Each pressing will cycle through the apparel's temperature settings. At room temperature, the heat will rise to 130°F/55°C at high-heat levels, 113°F/45°C at medium, and 100°F/38°C at low.

Note: The temperature is regulated at the internal heating element. The temperature you feel May be slightly lower.



WARNING

Read all safety warnings and instructions, including those given in the attached brochure. Failure to follow warnings and instructions may result in electric shock, fire, or serious injury. Keep the user manual for future reference. Disclaimer: Damage caused by the incorrect use of the product due to failure to follow the warnings and guidelines in the manual shall be borne by the user.

Cleaning Instruction

Be sure to use mesh laundry bag

Before washing apparel, disconnect and remove the battery from the zipper pocket, put the plug back, and zip up.



MACHINE WASH(with laundry bag)



DO NOT BLEACH



GENTLE CYCLE IN COLD WATER



DO NOT WRING OR TWIST



LINE DRY



DO NOT IRON



TUMBLE DRY



NO NOT DRY CLEAN

Safety Instruction



WARNING

Apparel is used for keeping a person warm in cold environments. **DO NOT** use this product in any other way as stated for normal use.

DO NOT use this apparel with an infant, child, a helpless person, or anyone insensitive to heat, such as a person with poor blood circulation.

DO NOT use pins on apparel. This may damage the electrical wiring.

NEVER wear if inner liner is wet.

Maintain labels and nameplates. These carry important information. If unreadable or missing, contact our customer service email service@venustaoofficial.com

Heating elements are not recommended to touch bare skin.

Shut off power immediately if discomfort occurs.

DO NOT dispose of used battery pack in household trash or by burning it.

DO NOT allow the cords to be pinched.

DO NOT store the battery pack together with metal objects (short circuit risk).

If improper operation of this apparel is observed, discontinue its use immediately and contact our customer service email service@venustaoofficial.com

Use only our charger for changing venustas battery packs.

DO NOT use battery pack from other systems.

NEVER break open battery packs and chargers.

Our Story

Founded in 2018 we are on a mission to develop accessible products that do not limit us to any environment. We believe that the world is your oyster. Ready to explore in any condition to uncover the beautiful wonders of life.

Our story began when my wife and I took a trip to the Rocky Mountains of Colorado. The conditions were cold, and we knew we had a challenge on our hands. The harsh climate was made worse by the many layers of clothing we had to wear just to keep warm. Fatigue set in and I could visibly see that my wife was no longer having a good time. While the reward of adventure is made all the sweeter through the trials and tribulations along the journey, all I could think of during that hike was how could I set free my wife's beauty amidst her struggles with the environment.

I decided to work on a prototype jacket that'd allow my wife to be free from all cumbersome layers of clothing, so that she could enjoy the journey just as much as the destination. I recalled the Colorado climb and inspired by Botticelli's the Birth of Venus, named it Venustas.

We took a jacket and worked on many prototypes until we landed on what you see today. Our bestselling product, our Men's Heated Jacket with integrated 7.4V battery pack, is an insulated, windproof coat with a detachable hood. It's success had a snowball effect and has led us to go beyond heated jackets and into the Venustas innovation lab. Venustas is constantly developing new offerings that best fit your adventurous world.

We believe that everyone deserves great products that are affordable. This is why we are proud to open up our platform for your feedback. We strive for excellence and customer satisfaction. Without the adventurers, travelers and explorers there would not be a curious world waiting to be discovered.

Live Without Limits