

LED-CHL-XD-MD

PRODUCT DESCRIPTION

GM Lighting's LED-CHL-XD-MD channel accepts all GM Lighting LED tape. Available in 48" and 96" lengths, these mounting channels are the perfect vessel that not only insures an architectural quality installation, but also provides diode-free imaging due to the frosted lens that is included with each channel.

Available with or without flange (see spec sheet LED-CHL-XD-MD-F for flange option ordering information).

FOR LTR SERIES TAPE

LTR-P, LTR-S and LTR-E - DRY LOCATION ONLY

EXISTING TAPE

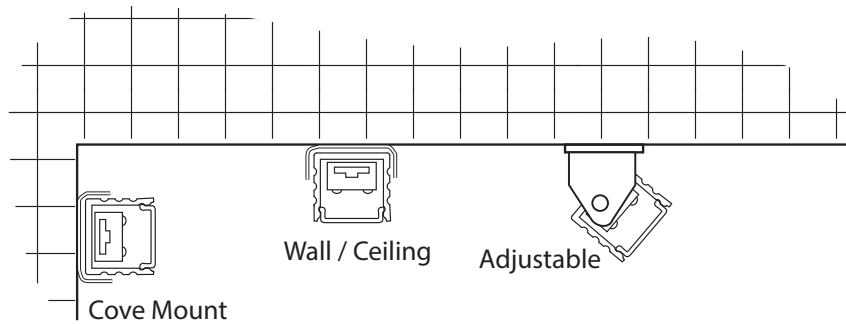
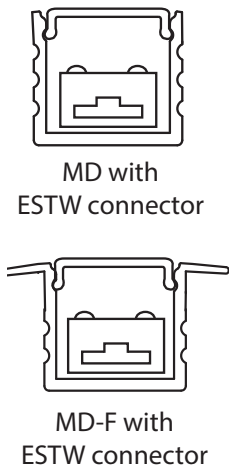
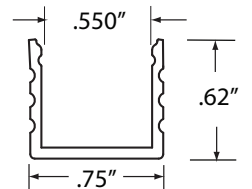

Not Vision120 or LTR-1200

Custom lengths available - consult factory

FEATURES

- Includes 2 mounting clips and screws
- Includes acrylic frosted lens
- End caps sold seperately

PROJECT	TYPE
CATALOG NUMBER	



ORDERING INFORMATION

Model Number	Description	Length	Width	Depth	Finish
LED-CHL-XD-MD	Mini-deep extruded channel. Includes snap-on lens.	48"	.75"	.62"	Brushed Aluminum
LED-CHL-XD-MD-8	Mini-deep extruded channel. Includes snap-on lens.	96"	.75"	.62"	Brushed Aluminum
LED-CHL-XD-MD-AMC	(2) Adjustable mounting brackets				Stainless
LED-CHL-XD-MD-EC	(2) End caps - one solid, one with wiring hole				Grey
LED-CHL-XD-MD-DC	(2) Drywall spring clips with mounting screws				Stainless

TAPE / CONNECTOR COMPATIBILITY

Catalog No.	Length	Fits These Connectors	For LED Tape Series	Mill Dimensions
LED-CHL-XD-MD	48"	Sure-Tite and EZ Connectors	LTR-P, LTR-S, LTR-E Series Dry and wet location	.75" x .62"
LED-CHL-XD-MD-8	96"	Sure-Tite and EZ Connectors	Not Vision120 or LTR-1200 Series	.75" x .62"

Please check our website at www.gmlighting.net for new additions to our line of architectural mounting extrusions.