



SIEMENS



RUGGEDCOM Multi-Service Platforms Ordering Overview

Modular Managed Layer 2 and 3
Ethernet Switches and Routers

Ordering
Overview

07/2021

[siemens.com/ruggedcom](https://www.siemens.com/ruggedcom)

The RUGGEDCOM Multi-Service Platforms include a rich array of carrier grade features designed and tested to withstand the demands of the harsh environments.

Contents

RUGGEDCOM Selector	3
RUGGEDCOM RX1400	4
RUGGEDCOM RX1500	6
RUGGEDCOM RX1501	8
RUGGEDCOM RX1510	10
RUGGEDCOM RX1511	12
RUGGEDCOM RX1512	14
RUGGEDCOM RX1524	16
RUGGEDCOM RX1536	18
RUGGEDCOM RX5000	20
RUGGEDCOM RX1500 modules	22
RUGGEDCOM RX5000 modules	23
Accessories	24

RUGGEDCOM Selector

The RUGGEDCOM Multi-Service Platforms are specifically designed to operate reliably in industrially harsh environments. These products meet and exceed recognized industry standards (e.g. IEC 61850-3, IEEE 1613) for ruggedness and communications performance. They are ideally suited for mission critical real-time control applications requiring high levels of reliability and availability.



With the RUGGEDCOM Selector you can transfer the order number to the Siemens Industry Mall and order your products.

To use the RUGGEDCOM Selector for the selection and configuration of RUGGEDCOM products, visit: [siemens.com/ruggedcom-selector](https://www.siemens.com/ruggedcom-selector)

For information on wireless approvals, visit: [siemens.com/wireless-approvals](https://www.siemens.com/wireless-approvals)

RUGGEDCOM RX1400




Product	Article number								
RUGGEDCOM RX1400	6GK6014-0AM2	.	-	0	.	A	.	-	Z
Power supply 1									
+/- 12-24 VDC (9 - 36 VDC)			1						
+/- 48 VDC (36-72 VDC)			2						
HI (88 – 264 VAC / 98 – 300 VDC)			3						
Mounting kit									
No mounting option						A			
DIN rail mounting kit						B			
Panel mounting kit						C			
19" rack mounting kit						D			
Manufacturing modification									
None								0	
Conformal coating								1	
Conformal coating with IECEx and ATEX zone 2 approval								2	

Example	Order code
RUGGEDCOM RX1400 with +/- 12-24 VDC (9-36 VDC) power supply, DIN rail mounting, modem for North America (Verizon), wireless LAN for United States of America, standard RJ45 ports, Layer 3 standard edition software, two ANT1096-4MA and VPE1400.	6GK60140AM21-0BA0-Z A03 + B01 + C00 + D00 + E00 + F00 + G02 + V01

Z-options		
Cellular modems		
Without modem	A00	
LTE for Europe with modem	A01	
LTE for North America (AT&T, Rogers, Bell, Telus) with modem	A02	
LTE for North America (Verizon) with modem	A03	
LTE for Asia Pacific with modem	A04	
LTE Global	A06	
LTE for North America (AT&T, Verizon, Rogers, Bell, Telus)	A07	
Wireless LAN interfaces		
No wireless LAN	B00	
Wireless LAN for United States of America only	B01	
Wireless LAN for the rest of the world	B02	
SFP Interfaces	Port 5	Port 6
Without SFP	C00	D00
SFP, multi-mode, 500 m, 850 nm, 1000BASE-SX (-20° C to +85° C)	C01	D01
SFP, single-mode, 10 km, 1310 nm, 1000BASE-LX (-40° C to +85° C)	C02	D02
SFP, single-mode, 25 km, 1310 nm, 1000BASE-LX (-40° C to +85° C)	C03	D03
SFP, single-mode, 40 km, 1550 nm, 1000BASE-ZX (-20° C to +85° C)	C04	D04
SFP, single-mode, 70 km, 1550 nm, 1000BASE-ZX (-20° C to +85° C)	C05	D05
SFP, single-mode, 100 km, 1550 nm, 1000BASE-ZX (0° C to +70° C)	C06	D06
SFP, single-mode, 10 km, 1310 nm TX / 1490 nm RX, 1000BASE-BX (-40° C to +85° C)	C07	D07
SFP, single-mode, 40 km, 1310 nm TX / 1490 nm RX, 1000BASE-BX (-40° C to +85° C)	C08	D08
SFP, single-mode, 10 km, 1490 nm TX / 1310 nm RX, 1000BASE-BX (-40° C to +85° C)	C09	D09
SFP, single-mode, 40 km, 1490 nm TX / 1310 nm RX, 1000BASE-BX (-40° C to +85° C)	C10	D10
SFP, multi-mode, 2 km, 1310 nm, 100BASE-FX (-40° C to +85° C)	C11	D11
RJ45-ports		
Standard RJ45 ports	E00	
Secure collar for FastConnect cables	E01	
Software		
L3SEL = Layer 3 standard edition	F00	
L3SECL = Layer 3 security edition	F01	
Cellular antenna		
Without antenna	G00	
Single ANT1096-4MA (direct connect LTE swivel antenna)	G01	
Dual ANT1096-4MA (direct connect LTE swivel antenna)	G02	
Virtual Processing Engine		
VPE1400 disabled	V00	
VPE1400 enabled	V01	
RUGGEDCOM CloudConnect on RX1400 for VPE1400. Factory Install. Includes VPE license and microSD card.	V02	
RUGGEDCOM CROSSBOW Asset Discovery & Management Agent for VPE1400. Factory Install. Includes VPE license and microSD card.	V03	

RUGGEDCOM RX1500



G_RCM0_XX_00457


Product	Article number					
RUGGEDCOM RX1500	6GK6015-0AM2	.	-	.	.	- Z
Power module 1 (PM 1)						
No power module 1		0				
24 VDC (15-36 VDC) with screw terminal block		1				
48 VDC (36-72 VDC) with screw terminal block		2				
High voltage (88-300 VDC / 85-264 VAC) with screw terminal block		3				
24 VDC (15-36 VDC) with pluggable terminal block		4				
48 VDC (36-72 VDC) with pluggable terminal block		5				
High voltage (88-300 VDC / 85-264 VAC) with pluggable terminal block		6				
12 VDC (9-15 VDC) with screw terminal block		7				
12 VDC (9-15 VDC) with pluggable terminal block		8				
Power module 2 (PM 2) – terminal block must be equal to power supply 1						
No power module 2				0		
24 VDC (15-36 VDC) with screw terminal block				1		
48 VDC (36-72 VDC) with screw terminal block				2		
High voltage (88-300 VDC / 85-264 VAC) with screw terminal block				3		
24 VDC (15-36 VDC) with pluggable terminal block				4		
48 VDC (36-72 VDC) with pluggable terminal block				5		
High voltage (88-300 VDC / 85-264 VAC) with pluggable terminal block				6		
12 VDC (9-15 VDC) with screw terminal block				7		
12 VDC (9-15 VDC) with pluggable terminal block				8		
Mounting options						
No mounting option					A	
19" rack mounting kit					D	
DIN and panel mounting kit					E	
Switch type hardware						
Layer 2 switch					B	
Layer 3 switch					C	
Manufacturing modification						
None						0
Conformal coating						1

Example	Order code
RUGGEDCOM RX1500 with high voltage (88-300 VDC / 85-264 VAC) power supply with screw terminal block, 24 VDC (15-36 VDC) power supply with screw terminal block, 19" rack mounting option, Layer 3 switch, Layer 3 security edition, 6 x 10/100BASE-TX RJ45, 6 x 100BASE-FX SFP, blank (no transceiver) and two blank modules.	6GK015-0AM23-1DC0-Z A03 + B01 + C26 + D00 + E00

Z options for software	
Layer 2 standard edition	A00
Layer 3 standard edition (only with Layer 3 hardware)	A01
Layer 3 standard edition (only with Layer 2 hardware)	A02
Layer 3 security edition (only with Layer 3 hardware)	A03
Layer 3 security edition (only with Layer 2 hardware)	A04

Z options	Slot 1	Slot 2	Slot 3	Slot 4
Blank module	B00	C00	D00	E00
6 x 10/100BASE-TX RJ45	B01	C01	D01	E01
2 x 10/100/1000BASE-TX RJ45	B02	C02	D02	E02
6 x Serial RS232 / RS422 / RS485 with RJ45	B03	C03	D03	E03
3 x 10BASE-FL / 100BASE-SX, multi-mode, 850 nm, ST, 2 km	B15	C15	D15	E15
4 x 100BASE-FX, multi-mode, 1300 nm, LT, 2 km	B16	C16	D16	E16
4 x 100BASE-FX SFP, blank (no optical transceiver)	B21	C21	D21	E21
4 x 100BASE-FX SFP multimode 1310 nm LC 2km	B22	C22	D22	E22
6 x 100BASE-FX SFP, blank (no optical transceiver)	B26	C26	D26	E26
6 x 100BASE-FX SFP multimode 1310 nm LC 2km	B27	C27	D27	E27
2 x 1000BASE-LX, single-mode, 1300 nm, LC, 10 km	B33	C33	D33	E33
2 x 1000BASE-LX SFP, blank (no optical transceiver)	B36	C36	D36	E36
2 x 1000BASE-SX SFP multimode 850 nm LC 500m	B37	C37	D37	E37
1 x T1/E1 RJ48 (channelized/unchannelized)	B41	C41	D41	E41
2 x T1/E1 RJ48 (channelized/unchannelized)	B42	C42	D42	E42
4 x T1/E1 RJ48 (channelized/unchannelized)	B43	C43	D43	E43
2 x E1 (75 Ohm) BNC (channelized/unchannelized)	B45	C45	D45	E45
1 x Cellular (GSM/EDGE/HSPA)	B46	C46	D46	E46
2 x Cellular (GSM/EDGE/HSPA)	B47	C47	D47	E47
1 x Cellular (EVDO rev. A, Verizon USA)	B48	C48	D48	E48
2 x Cellular (EVDO rev. A, Verizon USA)	B49	C49	D49	E49
2 x Cellular (GSAM/EDGE/HSPA/EVDO rev. A, Verizon USA)	B50	C50	D50	E50
1 x DDS RJ48 (56K Master/Slave 64K Slave)	B51	C51	D51	E51
2 x 10/100/1000BASE-TX M12 (8-pin)	B57	C57	D57	E57
4 x 10/100BASE-TX M12 (8-pin)	B58	C58	D58	E58
4 x 10/100BASE-TX M12 (4-pin)	B59	C59	D59	E59
2 x 10/100/1000BASE-TX M12 with controlled bypass (8-pin)	B60	C60	D60	E60
4 x 10/100BASE-TX M12 with controlled bypass (8-pin)	B61	C61	D61	E61
4 x 10/100BASE-TX M12 with controlled bypass (4-pin)	B62	C62	D62	E62
2 x 10/100/1000BASE-TX M12 (8-pin, X-coded)	B63	C63	D63	E63
2 x 10/100/1000BASE-TX M12 with controlled bypass (8-pin, X-coded)	B64	C64	D64	E64
1 x 4G/LTE for usage in European Union (EU)	B65	C65	D65	E65
1 x 4G/LTE for usage in USA & Canada (AT&T/Rogers/Telus/Bell)	B66	C66	D66	E66
1 x 4G/LTE for usage in USA (Verizon)	B67	C67	D67	E67
1 x 4G/LTE for usage in Asia Pacific	B68	C68	D68	E68
2 x APE1808LNX (Atom x5-E3940, 8GB RAM, 64GB eMMC, DisplayPort, uSD, USB, Linux)	B72	C72	D72	E72
2 x APE1808W10 (Atom x5-E3940, 8GB RAM, 64GB eMMC, DisplayPort, uSD, USB, Windows 10)	B73	C73	D73	E73
2 x APE1808ADM (Atom x5-E3940, 8GB RAM, 64GB eMMC, DisplayPort, uSD, USB, CROSSBOW ADM agent software)	B75	C75	D75	E75
1 x 3G/LTE North America (AT&T, Verizon, Rogers, Bell, Telus)	B80	C80	D80	E80

RUGGEDCOM RX1501




Product	Article number					
RUGGEDCOM RX1501	6GK6015-0BM2	.	-	0	.	- Z
Power module (PM)						
No power module		0				
24 VDC (15-36 VDC) with screw terminal block		1				
48 VDC (36-72 VDC) with screw terminal block		2				
High voltage (88-300 VDC / 85-264 VAC) with screw terminal block		3				
24 VDC (15-36 VDC) with pluggable terminal block		4				
48 VDC (36-72 VDC) with pluggable terminal block		5				
High voltage (88-300 VDC / 85-264 VAC) with pluggable terminal block		6				
12 VDC (9-15 VDC) with screw terminal block		7				
12 VDC (9-15 VDC) with pluggable terminal block		8				
Mounting options						
No mounting option					A	
19" rack mounting kit					D	
DIN and panel mounting kit					E	
Switching hardware						
Layer 2 switch					B	
Layer 3 switch					C	
Manufacturing modification						
None						0
Conformal coating						1

Example	Order code
RUGGEDCOM RX1501 with high voltage (88-300 VDC / 85-264 VAC) power supply with pluggable terminal block, 19" rack mounting option, Layer 2 switch, conformal coating, Layer 2 standard edition, 2 x 1000BASE-LX, single-mode, 1300 nm. LC, 10 km, 6 x 10/100BASE-TX RJ45, 6 x 100BASE-FX SFP, blank (no transceiver) and three blank modules.	6GK6015-0BM26-0DB1-Z A00 + B33 + C01 + D09 + E00 + F00 + G00

Z options for software	
Layer 2 standard edition	A00
Layer 3 standard edition (only with Layer 3 hardware)	A01
Layer 3 standard edition (only with Layer 2 hardware)	A02
Layer 3 security edition (only with Layer 3 hardware)	A03
Layer 3 security edition (only with Layer 2 hardware)	A04

Z options	Slot 1	Slot 2	Slot 3	Slot 4	Slot 5	Slot 6
Blank module	B00	C00	D00	E00	F00	G00
6 x 10/100BASE-TX RJ45	B01	C01	D01	E01	F01	G01
2 x 10/100/1000BASE-TX RJ45	B02	C02				
6 x Serial RS232 / RS422 / RS485 with RJ45	B03	C03	D02	E02	F02	G02
3 x 10BASE-FL / 100BASE-SX, multi-mode, 850 nm, ST, 2 km	B15	C15	D03	E03	F03	G03
4 x 100BASE-FX, multi-mode, 1300 nm, LC, 2 km	B16	C16	D04	E04	F04	G04
4 x 100BASE-FX SFP, blank (no optical transceiver)	B21	C21	D09	E09	F09	G09
4 x 100BASE-FX SFP multimode 1310 nm LC 2km	B22	C22	D10	E10	F10	G10
6 x 100BASE-FX SFP, blank (no optical transceiver)	B26	C26	D14	E14	F14	G14
6 x 100BASE-FX SFP multimode 1310 nm LC 2km	B27	C27	D15	E15	F15	G15
2 x 1000BASE-LX, single-mode, 1300 nm, LC, 10 km	B33	C33				
2 x 1000BASE-LX SFP, blank (no optical transceiver)	B36	C36				
2 x 1000BASE-SX SFP multimode 850 nm LC 500m	B37	C37				
1 x T1/E1 RJ48 (channelized/unchannelized)	B41	C41	D19	E19	F19	G19
2 x T1/E1 RJ48 (channelized/unchannelized)	B42	C42	D20	E20	F20	G20
4 x T1/E1 RJ48 (channelized/unchannelized)	B43	C43	D21	E21	F21	G21
2 x E1 (75 Ohm) BNC (channelized/unchannelized)	B45	C45	D23	E23	F23	G23
1 x Cellular (GSM/EDGE/HSPA)	B46	C46	D24	E24	F24	G24
2 x Cellular (GSM/EDGE/HSPA)	B47	C47	D25	E25	F25	G25
1 x Cellular (EVDO rev. A, Verizon USA)	B48	C48	D26	E26	F26	G26
2 x Cellular (EVDO rev. A, Verizon USA)	B49	C49	D27	E27	F27	G27
2 x Cellular (GSAM/EDGE/HSPA/EVDO rev. A, Verizon USA)	B50	C50	D28	E28	F28	G28
1 x DDS RJ48 (56K Master/Slave 64K slave)	B51	C51	D29	E29	F29	G29
2 x 10/100/1000BASE-TX M12 (8-pin)	B57	C57				
4 x 10/100BASE-TX M12 (8-pin)	B58	C58	D36	E36	F36	G36
4 x 10/100BASE-TX M12 (4-pin)	B59	C59	D37	E37	F37	G37
2 x 10/100/1000BASE-TX M12 with controlled bypass (8-pin)	B60	C60				
4 x 10/100BASE-TX M12 with controlled bypass (8-pin)	B61	C61	D61	E61	F61	G61
4 x 10/100BASE-TX M12 with controlled bypass (4-pin)	B62	C62	D62	E62	F62	G62
2 x 10/100/1000BASE-TX M12 (8-pin, X-coded)	B63	C63				
2 x 10/100/1000BASE-TX M12 with controlled bypass (8-pin, X-coded)	B64	C64				
1 x 4G/LTE for usage in European Union (EU)	B65	C65	D65	E65	F65	G65
1 x 4G/LTE for usage in USA & Canada (AT&T/Rogers/Telus/Bell)	B66	C66	D66	E66	F66	G66
1 x 4G/LTE for usage in USA (Verizon)	B67	C67	D67	E67	F67	G67
1 x 4G/LTE for usage in Asia Pacific	B68	C68	D68	E68	F68	G68
2 x APE1808LNX (Atom x5-E3940, 8GB RAM, 64GB eMMC, DisplayPort, uSD, USB, Linux)	B72	C72	D72	E72	F72	G72
2 x APE1808W10 (Atom x5-E3940, 8GB RAM, 64GB eMMC, DisplayPort, uSD, USB, Windows 10)	B73	C73	D73	E73	F73	G73
2 x APE1808ADM (Atom x5-E3940, 8GB RAM, 64GB eMMC, DisplayPort, uSD, USB, CROSSBOW ADM agent software)	B75	C75	D75	E75	F75	G75
1 x 3G/LTE North America (AT&T, Verizon, Rogers, Bell, Telus)	B80	C80	D80	E80	F80	G80

RUGGEDCOM RX1510



G_RCM0_XX_00459


Product	Article number									
RUGGEDCOM RX1510	6GK6015-1AM2	.	-	-	Z
Power module 1 (PM 1)										
No power module 1		0								
24 VDC (15-36 VDC) with screw terminal block		1								
48 VDC (36-72 VDC) with screw terminal block		2								
High voltage (88-300 VDC / 85-264 VAC) with screw terminal block		3								
24 VDC (15-36 VDC) with pluggable terminal block		4								
48 VDC (36-72 VDC) with pluggable terminal block		5								
High voltage (88-300 VDC / 85-264 VAC) with pluggable terminal block		6								
12 VDC (9-15 VDC) with screw terminal block		7								
12 VDC (9-15 VDC) with pluggable terminal block		8								
Power module 2 (PM 2) – terminal block must be equal to power supply 1										
No power module 2							0			
24 VDC (15-36 VDC) with screw terminal block							1			
48 VDC (36-72 VDC) with screw terminal block							2			
High voltage (88-300 VDC / 85-264 VAC) with screw terminal block							3			
24 VDC (15-36 VDC) with pluggable terminal block							4			
48 VDC (36-72 VDC) with pluggable terminal block							5			
High voltage (88-300 VDC / 85-264 VAC) with pluggable terminal block							6			
12 VDC (9-15 VDC) with screw terminal block							7			
12 VDC (9-15 VDC) with pluggable terminal block							8			
Mounting options										
No mounting option									A	
19" rack mounting kit									E	
Switching hardware										
Layer 2 switch										B
Layer 3 switch										C
Manufacturing modification										
None										0
Conformal coating										1

Examples	Order code
RUGGEDCOM RX1510 with 48 VDC (36-72 VDC) power supply with screw terminal block, 24 VDC (15-36 VDC) power supply with screw terminal block, DIN and panel mounting kit, Layer 3 switch, Layer 3 security edition, APE1402 (1.3 GHz, 2GB RAM, 8GB SATA, video, USB, Linux), 6 x 10/100BASE-TX RJ45, 6 x 100BASE-FX SFP, blank (no transceiver) and 6 x 10/100BASE-TX RJ45.	6GK6015-1AM22-1EB0-Z A03 + B52 + C01 + D26 + E01

Z options for software	
Layer 2 standard edition	A00
Layer 3 standard edition (only with Layer 3 hardware)	A01
Layer 3 standard edition (only with Layer 2 hardware)	A02
Layer 3 security edition (only with Layer 3 hardware)	A03
Layer 3 security edition (only with Layer 2 hardware)	A04

Z options	Slot 1	Slot 2	Slot 3	Slot 4
Blank module	B00	C00	D00	E00
6 x 10/100BASE-TX RJ45	B01	C01	D01	E01
2 x 10/100/1000BASE-TX RJ45	B02	C02	D02	E02
6 x Serial RS232 / RS422 / RS485 with RJ45	B03	C03	D03	E03
3 x 10BASE-FL / 100BASE-SX, multi-mode, 850 nm, ST, 2 km	B15	C15	D15	E15
4 x 100BASE-FX, multi-mode, 1300 nm, ST, 2 km	B16	C16	D16	E16
4 x 100BASE-FX SFP, blank (no optical transceiver)	B21	C21	D21	E21
4 x 100BASE-FX SFP multimode 1310 nm LC 2km	B22	C22	D22	E22
6 x 100BASE-FX SFP, blank (no optical transceiver)	B26	C26	D26	E26
6 x 100BASE-FX SFP multimode 1310 nm LC 2km	B27	C27	D27	E27
2 x 1000BASE-LX, single-mode, 1300 nm, LC, 10 km	B33	C33	D33	E33
2 x 1000BASE-LX SFP, blank (no optical transceiver)	B36	C36	D36	E36
2 x 1000BASE-SX SFP multimode 850 nm LC 500m	B37	C37	D37	E37
1 x T1/E1 RJ48 (channelized/unchannelized)	B41	C41	D41	E41
2 x T1/E1 RJ48 (channelized/unchannelized)	B42	C42	D42	E42
4 x T1/E1 RJ48 (channelized/unchannelized)	B43	C43	D43	E43
2 x E1 (75 Ohm) BNC (channelized/unchannelized)	B45	C45	D45	E45
1 x Cellular (GSM/EDGE/HSPA)	B46	C46	D46	E46
2 x Cellular (GSM/EDGE/HSPA)	B47	C47	D47	E47
1 x Cellular (EVDO rev. A, Verizon USA)	B48	C48	D48	E48
2 x Cellular (EVDO rev. A, Verizon USA)	B49	C49	D49	E49
2 x Cellular (GSAM/EDGE/HSPA/EVDO rev. A, Verizon USA)	B50	C50	D50	E50
1 x DDS RJ48 (56K Master/Slave 64K slave)	B51	C51	D51	E51
2 x 10/100/1000BASE-TX M12 (8-pin)	B57	C57	D57	E57
4 x 10/100BASE-TX M12 (8-pin)	B58	C58	D58	E58
4 x 10/100BASE-TX M12 (4-pin)	B59	C59	D59	E59
2 x 10/100/1000BASE-TX M12 with controlled bypass (8-pin)	B60	C60	D60	E60
4 x 10/100BASE-TX M12 with controlled bypass (8-pin)	B61	C61	D61	E61
4 x 10/100BASE-TX M12 with controlled bypass (4-pin)	B62	C62	D62	E62
2 x 10/100/1000BASE-TX M12 (8-pin, X-coded)	B63	C63	D63	E63
2 x 10/100/1000BASE-TX M12 with controlled bypass (8-pin, X-coded)	B64	C64	D64	E64
1 x 4G/LTE for usage in European Union (EU)	B65	C65	D65	E65
1 x 4G/LTE for usage in USA & Canada (AT&T/Rogers/Telus/Bell)	B66	C66	D66	E66
1 x 4G/LTE for usage in USA (Verizon)	B67	C67	D67	E67
1 x 4G/LTE for usage in Asia Pacific	B68	C68	D68	E68
2 x APE1808LNX (Atom x5-E3940, 8GB RAM, 64GB eMMC, DisplayPort, uSD, USB, Linux)	B72	C72	D72	E72
2 x APE1808W10 (Atom x5-E3940, 8GB RAM, 64GB eMMC, DisplayPort, uSD, USB, Windows 10)	B73	C73	D73	E73
2 x APE1808ADM (Atom x5-E3940, 8GB RAM, 64GB eMMC, DisplayPort, uSD, USB, CROSSBOW ADM agent software)	B75	C75	D75	E75
1 x 3G/LTE North America (AT&T, Verizon, Rogers, Bell, Telus)	B80	C80	D80	E80

RUGGEDCOM RX1511



G_RCMO_XX_00460


Product	Article number
RUGGEDCOM RX1511	6GK6015-1BM2 . - 0 . . . - Z
Power module (PM)	
No power module	0
24 VDC (15-36 VDC) with screw terminal block	1
48 VDC (36-72 VDC) with screw terminal block	2
High voltage (88-300 VDC / 85-264 VAC) with screw terminal block	3
24 VDC (15-36 VDC) with pluggable terminal block	4
48 VDC (36-72 VDC) with pluggable terminal block	5
High voltage (88-300 VDC / 85-264 VAC) with pluggable terminal block	6
12 VDC (9-15 VDC) with screw terminal block	7
12 VDC (9-15 VDC) with pluggable terminal block	8
Mounting options	
No mounting option	A
19" rack mounting kit	E
Switching hardware	
Layer 2 switch	B
Layer 3 switch	C
Manufacturing modification	
None	0
Conformal coating	1

Example	Order code
RUGGEDCOM RX1511 power supply with 48 VDC (36-72 VDC) with screw terminal block, DIN and panel mounting kit, Layer 2 switch, Layer 2 standard edition, 4 x 10/100BASE-TX M12 (8-pin) and 2 x 1000BASE-LX SFP, blank (no optical transceiver).	6GK6015-1BM21-0AB0Z A00 + B16 + C56

Z options for software	
Layer 2 standard edition	A00
Layer 3 standard edition (only with Layer 3 hardware)	A01
Layer 3 standard edition (only with Layer 2 hardware)	A02
Layer 3 security edition (only with Layer 3 hardware)	A03
Layer 3 security edition (only with Layer 2 hardware)	A04

Z options	Slot 1	Slot 2
Blank module	B00	C00
6 x 10/100BASE-TX RJ45	B01	C01
2 x 10/100/1000BASE-TX RJ45	B02	C02
6 x Serial RS232 / RS422 / RS485 with RJ45	B03	C03
3 x 10BASE-FL / 100BASE-SX, multi-mode, 850 nm, ST, 2 km	B15	C15
4 x 100BASE-FX, multi-mode, 1300 nm, ST, 2 km	B16	C16
4 x 100BASE-FX SFP, blank (no optical transceiver)	B21	C21
4 x 100BASE-FX SFP multimode 1310 nm LC 2km	B22	C22
6 x 100BASE-FX SFP, blank (no optical transceiver)	B26	C26
6 x 100BASE-FX SFP multimode 1310 nm LC 2km	B27	C27
2 x 1000BASE-LX, single-mode, 1300 nm, LC, 10 km	B33	C33
2 x 1000BASE-LX SFP, blank (no optical transceiver)	B36	C36
2 x 1000BASE-SX SFP multimode 850 nm LC 500m	B37	C37
1 x T1/E1 RJ48 (channelized/unchannelized)	B41	C41
2 x T1/E1 RJ48 (channelized/unchannelized)	B42	C42
4 x T1/E1 RJ48 (channelized/unchannelized)	B43	C43
2 x E1 (75 Ohm) BNC (channelized/unchannelized)	B45	C45
1 x Cellular (GSM/EDGE/HSPA)	B46	C46
2 x Cellular (GSM/EDGE/HSPA)	B47	C47
1 x Cellular (EVDO rev. A, Verizon USA)	B48	C48
2 x Cellular (EVDO rev. A, Verizon USA)	B49	C49
2 x Cellular (GSAM/EDGE/HSPA/EVDO rev. A, Verizon USA)	B50	C50
1 x DDS RJ48 (56K Master/Slave 64K Slave)	B51	C51
2 x 10/100/1000BASE-TX M12 (8-pin)	B57	C57
4 x 10/100BASE-TX M12 (8-pin)	B58	C58
4 x 10/100BASE-TX M12 (4-pin)	B59	C59
2 x 10/100/1000BASE-TX M12 with controlled bypass (8-pin)	B60	C60
4 x 10/100BASE-TX M12 with controlled bypass (8-pin)	B61	C61
4 x 10/100BASE-TX M12 with controlled bypass (4-pin)	B62	C62
2 x 10/100/1000BASE-TX M12 (8-pin, X-coded)	B63	C63
2 x 10/100/1000BASE-TX M12 with controlled bypass (8-pin, X-coded)	B64	C64
1 x 4G/LTE for usage in European Union (EU)	B65	C65
1 x 4G/LTE for usage in USA & Canada (AT&T/Rogers/Telus/Bell)	B66	C66
1 x 4G/LTE for usage in USA (Verizon)	B67	C67
1 x 4G/LTE for usage in Asia Pacific	B68	C68
1 x APE1808LNX (Atom x5-E3940, 8GB RAM, 64GB eMMC, DisplayPort, uSD, USB, Linux)	B72	C72
1 x APE1808W10 (Atom x5-E3940, 8GB RAM, 64GB eMMC, DisplayPort, uSD, USB, Windows 10)	B73	C73
1 x APE1808ADM (Atom x5-E3940, 8GB RAM, 64GB eMMC, DisplayPort, uSD, USB, CROSSBOW ADM agent software)	B75	C75
1 x 3G/LTE North America (AT&T, Verizon, Rogers, Bell, Telus)	B80	C80

RUGGEDCOM RX1512




Product	Article number																			
RUGGEDCOM RX1512	6	G	K	6	0	1	5	-	1	C	M	2	8	-	0	.	.	.	-	Z
Mounting options																				
No mounting option																				
DIN and panel mounting kit																				
Switching hardware																				
Layer 2 switch																				
Layer 3 switch																				
Switching hardware																				
Standard																				
Conformal coating																				

Example	Order code
RUGGEDCOM RX1512 with DIN and panel mounting kit, Layer 2 switch, Layer 2 standard edition, 2 x 1000BASE-LX, single-mode, 1300 nm, LC, 10 km and 6 x 10/100BASE-TC RJ45.	6GK6015-1CM28-0EB0-Z A00 + B33 + C01

Z options for software	
Layer 2 standard edition	A00
Layer 3 standard edition (only with Layer 3 hardware)	A01
Layer 3 standard edition (only with Layer 2 hardware)	A02
Layer 3 security edition (only with Layer 3 hardware)	A03
Layer 3 security edition (only with Layer 2 hardware)	A04

Z options	Slot 1	Slot 2
Blank module	B00	C00
6 x 10/100BASE-TX RJ45	B01	C01
Blank module	B00	C00
6 x 10/100BASE-TX RJ45	B01	C01
2 x 10/100/1000BASE-TX RJ45	B02	C02
6 x Serial RS232 / RS422 / RS485 with RJ45	B03	C03
3 x 10BASE-FL / 100BASE-SX, multi-mode, 850 nm, ST, 2 km	B15	C15
4 x 100BASE-FX, multi-mode, 1300 nm, ST, 2 km	B16	C16
4 x 100BASE-FX SFP, blank (no optical transceiver)	B21	C21
4 x 100BASE-FX SFP multimode 1310 nm LC 2km	B22	C22
6 x 100BASE-FX SFP, blank (no optical transceiver)	B26	C26
6 x 100BASE-FX SFP multimode 1310 nm LC 2km	B27	C27
2 x 1000BASE-LX, single-mode, 1300 nm, LC, 10 km	B33	C33
2 x 1000BASE-LX SFP, blank (no optical transceiver)	B36	C36
2 x 1000BASE-SX SFP multimode 850 nm LC 500m	B37	C37
1 x T1/E1 RJ48 (channelized/unchannelized)	B41	C41
2 x T1/E1 RJ48 (channelized/unchannelized)	B42	C42
4 x T1/E1 RJ48 (channelized/unchannelized)	B43	C43
2 x E1 (75 Ohm) BNC (channelized/unchannelized)	B45	C45
1 x Cellular (GSM/EDGE/HSPA)	B46	C46
2 x Cellular (GSM/EDGE/HSPA)	B47	C47
1 x Cellular (EVDO rev. A, Verizon USA)	B48	C48
2 x Cellular (EVDO rev. A, Verizon USA)	B49	C49
2 x Cellular (GSAM/EDGE/HSPA/EVDO rev. A, Verizon USA)	B50	C50
1 x DDS RJ48 (56K Master/Slave 64K slave)	B51	C51
2 x 10/100/1000BASE-TX M12 (8-pin)	B57	C57
4 x 10/100BASE-TX M12 (8-pin)	B58	C58
4 x 10/100BASE-TX M12 (4-pin)	B59	C59
2 x 10/100/1000BASE-TX M12 with controlled bypass (8-pin)	B60	C60
4 x 10/100BASE-TX M12 with controlled bypass (8-pin)	B61	C61
4 x 10/100BASE-TX M12 with controlled bypass (4-pin)	B62	C62
2 x 10/100/1000BASE-TX M12 (8-pin, X-coded)	B63	C63
2 x 10/100/1000BASE-TX M12 with controlled bypass (8-pin, X-coded)	B64	C64
1 x 4G/LTE for usage in European Union (EU)	B65	C65
1 x 4G/LTE for usage in USA & Canada (AT&T/Rogers/Telus/Bell)	B66	C66
1 x 4G/LTE for usage in USA (Verizon)	B67	C67
1 x 4G/LTE for usage in Asia Pacific	B68	C68
1 x 3G/LTE North America (AT&T, Verizon, Rogers, Bell, Telus)	B80	C80

RUGGEDCOM RX1524 New



G_RCMG_XX_00270

Product	Article number									
RUGGEDCOM RX1524	6GK6015-0CM2	.	-	-	Z
Power module 1 (PM 1)										
No power module 1		0								
24 VDC (15-36 VDC) with screw terminal block		1								
48 VDC (36-72 VDC) with screw terminal block		2								
High voltage (88-300 VDC / 85-264 VAC) with screw terminal block		3								
24 VDC (15-36 VDC) with pluggable terminal block		4								
48 VDC (36-72 VDC) with pluggable terminal block		5								
High voltage (88-300 VDC / 85-264 VAC) with pluggable terminal block		6								
12 VDC (9-15 VDC) with screw terminal block		7								
12 VDC (9-15 VDC) with pluggable terminal block		8								
Power module 2 (PM 2) – terminal block must be equal to power supply 1										
No power module 2								0		
24 VDC (15-36 VDC) with screw terminal block								1		
48 VDC (36-72 VDC) with screw terminal block								2		
High voltage (88-300 VDC / 85-264 VAC) with screw terminal block								3		
24 VDC (15-36 VDC) with pluggable terminal block								4		
48 VDC (36-72 VDC) with pluggable terminal block								5		
High voltage (88-300 VDC / 85-264 VAC) with pluggable terminal block								6		
12 VDC (9-15 VDC) with screw terminal block								7		
12 VDC (9-15 VDC) with pluggable terminal block								8		
Mounting options										
No mounting option									A	
19" rack mounting kit									D	
DIN and panel mounting kit									E	
Switching hardware										
Layer 3 switch									C	
Manufacturing modification										
None										0
Conformal coating										1


Example	Order code
RUGGEDCOM RX1524 with high voltage (88-300 VDC / 85-264 VAC) power supply with screw terminal block, 24 VDC (15-36 VDC) power supply with screw terminal block, 19" rack mounting option, Layer 3 switch, Layer 3 security edition, 6 x 10/100BASE-TX RJ45, 6 x 100BASE-FX SFP, blank (no transceiver) and two blank modules.	6GK015-0CM23-1DC0-Z A03 + B01 + C26 + D00 + E00

Z options for software

Layer 3 standard edition (only with Layer 3 hardware)	A01
Layer 3 security edition (only with Layer 3 hardware)	A03

Z options	Slot 1	Slot 2	Slot 3	Slot 4
Blank module	B00	C00	D00	E00
6 x 10/100BASE-TX RJ45	B01	C01	D01	E01
2 x 10/100/1000BASE-TX RJ45	B02	C02	D02	E02
6 x Serial RS232 / RS422 / RS485 with RJ45	B03	C03	D03	E03
3 x 10BASE-FL / 100BASE-SX, multi-mode, 850 nm, ST, 2 km	B15	C15	D15	E15
4 x 100BASE-FX, multi-mode, 1300 nm, LT, 2 km	B16	C16	D16	E16
4 x 100BASE-FX SFP, blank (no optical transceiver)	B21	C21	D21	E21
4 x 100BASE-FX SFP multimode 1310 nm LC 2km	B22	C22	D22	E22
6 x 100BASE-FX SFP, blank (no optical transceiver)	B26	C26	D26	E26
6 x 100BASE-FX SFP multimode 1310 nm LC 2km	B27	C27	D27	E27
2 x 1000BASE-LX, single-mode, 1300 nm, LC, 10 km	B33	C33	D33	E33
2 x 1000BASE-LX SFP, blank (no optical transceiver)	B36	C36	D36	E36
2 x 1000BASE-SX SFP multimode 850 nm LC 500m	B37	C37	D37	E37
1 x Cellular (GSM/EDGE/HSPA)	B46	C46	D46	E46
1 x Cellular (EVDO rev. A, Verizon USA)	B48	C48	D48	E48
2 x 10/100/1000BASE-TX M12 (8-pin)	B57	C57	D57	E57
4 x 10/100BASE-TX M12 (8-pin)	B58	C58	D58	E58
4 x 10/100BASE-TX M12 (4-pin)	B59	C59	D59	E59
2 x 10/100/1000BASE-TX M12 with controlled bypass (8-pin)	B60	C60	D60	E60
4 x 10/100BASE-TX M12 with controlled bypass (8-pin)	B61	C61	D61	E61
4 x 10/100BASE-TX M12 with controlled bypass (4-pin)	B62	C62	D62	E62
2 x 10/100/1000BASE-TX M12 (8-pin, X-coded)	B63	C63	D63	E63
2 x 10/100/1000BASE-TX M12 with controlled bypass (8-pin, X-coded)	B64	C64	D64	E64
1 x 4G/LTE for usage in European Union (EU)	B65	C65	D65	E65
1 x 4G/LTE for usage in USA & Canada (AT&T/Rogers/Telus/Bell)	B66	C66	D66	E66
1 x 4G/LTE for usage in USA (Verizon)	B67	C67	D67	E67
1 x 4G/LTE for usage in Asia Pacific	B68	C68	D68	E68
2 x APE1808LNX (Atom x5-E3940, 8GB RAM, 64GB eMMC, DisplayPort, uSD, USB, Linux)	B72	C72	D72	E72
2 x APE1808W10 (Atom x5-E3940, 8GB RAM, 64GB eMMC, DisplayPort, uSD, USB, Windows 10)	B73	C73	D73	E73
2 x APE1808ADM (Atom x5-E3940, 8GB RAM, 64GB eMMC, DisplayPort, uSD, USB, CROSSBOW ADM agent software)	B75	C75	D75	E75
1 x 3G/LTE North America (AT&T, Verizon, Rogers, Bell, Telus)	B80	C80	D80	E80

RUGGEDCOM RX1536 New



Product	Article number						
RUGGEDCOM RX1536	6GK6015-0DM2	.	-	0	.	-	Z
Power module (PM)							
No power module		0					
24 VDC (15-36 VDC) with screw terminal block		1					
48 VDC (36-72 VDC) with screw terminal block		2					
High voltage (88-300 VDC / 85-264 VAC) with screw terminal block		3					
24 VDC (15-36 VDC) with pluggable terminal block		4					
48 VDC (36-72 VDC) with pluggable terminal block		5					
High voltage (88-300 VDC / 85-264 VAC) with pluggable terminal block		6					
12 VDC (9-15 VDC) with screw terminal block		7					
12 VDC (9-15 VDC) with pluggable terminal block		8					
Mounting options							
No mounting option					A		
19" rack mounting kit					D		
DIN and panel mounting kit					E		
Switching hardware							
Layer 3 switch						C	
Manufacturing modification							
None							0
Conformal coating							1


Example	Order code
RUGGEDCOM RX1536 with high voltage (88-300 VDC / 85-264 VAC) power supply with pluggable terminal block, 19" rack mounting option, Layer 3 switch, conformal coating, Layer 3 standard edition 2 x 1000BASE-LX, single-mode, 1300 nm. LC, 10 km, 6 x 10/100BASE-TX RJ45, 6 x 100BASE-FX SFP, blank (no transceiver) and three blank modules.	6GK6015-0DM26-0DC1-Z A01 + B33 + C01 + D09 + E00 + F00 + G00

Z options for software

Layer 3 standard edition (only with Layer 3 hardware)	A01
Layer 3 security edition (only with Layer 3 hardware)	A03

Z options	Slot 1	Slot 2	Slot 3	Slot 4	Slot 5	Slot 6
Blank module	B00	C00	D00	E00	F00	G00
6 x 10/100BASE-TX RJ45	B01	C01	D01	E01	F01	G01
2 x 10/100/1000BASE-TX RJ45	B02	C02				
6 x Serial RS232 / RS422 / RS485 with RJ45	B03	C03	D02	E02	F02	G02
3 x 10BASE-FL / 100BASE-SX, multi-mode, 850 nm, ST, 2 km	B15	C15	D03	E03	F03	G03
4 x 100BASE-FX, multi-mode, 1300 nm, LC, 2 km	B16	C16	D04	E04	F04	G04
4 x 100BASE-FX SFP, blank (no optical transceiver)	B21	C21	D09	E09	F09	G09
4 x 100BASE-FX SFP multimode 1310 nm LC 2km	B22	C22	D10	E10	F10	G10
6 x 100BASE-FX SFP, blank (no optical transceiver)	B26	C26	D14	E14	F14	G14
6 x 100BASE-FX SFP multimode 1310 nm LC 2km	B27	C27	D15	E15	F15	G15
2 x 1000BASE-LX, single-mode, 1300 nm, LC, 10 km	B33	C33				
2 x 1000BASE-LX SFP, blank (no optical transceiver)	B36	C36				
2 x 1000BASE-SX SFP multimode 850 nm LC 500m	B37	C37				
1 x Cellular (GSM/EDGE/HSPA)	B46	C46	D24	E24	F24	G24
1 x Cellular (EVDO rev. A, Verizon USA)	B48	C48	D26	E26	F26	G26
2 x 10/100/1000BASE-TX M12 (8-pin)	B57	C57				
4 x 10/100BASE-TX M12 (8-pin)	B58	C58	D36	E36	F36	G36
4 x 10/100BASE-TX M12 (4-pin)	B59	C59	D37	E37	F37	G37
2 x 10/100/1000BASE-TX M12 with controlled bypass (8-pin)	B60	C60				
4 x 10/100BASE-TX M12 with controlled bypass (8-pin)	B61	C61	D61	E61	F61	G61
4 x 10/100BASE-TX M12 with controlled bypass (4-pin)	B62	C62	D62	E62	F62	G62
2 x 10/100/1000BASE-TX M12 (8-pin, X-coded)	B63	C63				
2 x 10/100/1000BASE-TX M12 with controlled bypass (8-pin, X-coded)	B64	C64				
1 x 4G/LTE for usage in European Union (EU)	B65	C65	D65	E65	F65	G65
1 x 4G/LTE for usage in USA & Canada (AT&T/Rogers/Telus/Bell)	B66	C66	D66	E66	F66	G66
1 x 4G/LTE for usage in USA (Verizon)	B67	C67	D67	E67	F67	G67
1 x 4G/LTE for usage in Asia Pacific	B68	C68	D68	E68	F68	G68
2 x APE1808LNX (Atom x5-E3940, 8GB RAM, 64GB eMMC, DisplayPort, uSD, USB, Linux)	B72	C72	D72	E72	F72	G72
2 x APE1808W10 (Atom x5-E3940, 8GB RAM, 64GB eMMC, DisplayPort, uSD, USB, Windows 10)	B73	C73	D73	E73	F73	G73
2 x APE1808ADM (Atom x5-E3940, 8GB RAM, 64GB eMMC, DisplayPort, uSD, USB, CROSSBOW ADM agent software)	B75	C75	D75	E75	F75	G75
1 x 3G/LTE North America (AT&T, Verizon, Rogers, Bell, Telus)	B80	C80	D80	E80	F80	G80

RUGGEDCOM RX5000



G_RCMO_XX_00462

Product	Article number
RUGGEDCOM RX5000	6GK6050-0AM2 . - . . . - Z
Power module 1 (PM 1)	
No power module 1	0
High voltage (88-300 VDC / 85-264 VAC) with screw terminal block	3
Power module 2 (PM 2)	
No power module 2	0
High voltage (88-300 VDC / 85-264 VAC) with screw terminal block	3
Mounting options	
No mounting option	A
Panel mounting kit	C
19" rack mounting kit	D
Connector options	
Front mount with interfaces and diagnostic LEDs on the front	M
Rear mount with no interfaces and diagnostic LEDs on the front	N
Manufacturing modification	
Standard	0
Conformal coating	1

Example	Order code
RUGGEDCOM RX5000 with two high voltage (88-300 VDC / 85-264 VAC) power supplies with screw terminal block, 19" rack mounting, front mount with interfaces and diagnostic LEDs on the front, conformal coating, switch module supporting Layer 2 with 8 Gbit/s throughput and 2x 1000BASE-LX SFP interfaces, control module, Layer 3 standard edition (only with Layer 2 hardware), 16x 10/100BASE-TX with RJ45 interfaces, 8x 100BASE-FX multi-mode, 1310 nm, LC 2 km, 8x RS232/RS422/RS485 with DB9 interfaces and three blank modules.	6GK6050-0AM23-3DM1-Z A07+B00+C02+D01+E04+F31+G00+H00+J00

Z Options for switch module (SM)	
Layer 2 with 8 Gbit/s throughput and 2x 10/100/1000BASE-TX RJ45 interfaces	A01
Layer 2 with 8 Gbit/s throughput and 2x 1000BASE-LX SFP blank (no transceivers)	A07
Layer 3 with 8 Gbit/s throughput 2x 10/100/1000BASE-TX RJ45 interfaces	A09
Layer 3 with 8 Gbit/s throughput and 2x 1000BASE-SX with multi-mode, 850 nm, LC, 500 m	A10
Layer 3 with 8 Gbit/s throughput and 2x 1000BASE-LX SFP blank (no transceivers)	A15
Layer 3 with 88 Gbit/s throughput and no uplink ports	A16
Layer 3 with 88 Gbit/s throughput, 2x 10G SFP+ slots blank (no transceivers)	A17

Z Options for control module (CM) – mandatory	
Control module	B00

Z Options for software	
Layer 2 standard edition	C00
Layer 3 standard edition (only with Layer 3 hardware)	C01
Layer 3 standard edition (only with Layer 2 hardware)	C02
Layer 3 security edition (only with Layer 3 hardware)	C03
Layer 3 security edition (only with Layer 2 hardware)	C04

Z options line modules	Slot 1	Slot 2	Slot 3	Slot 4	Slot 5	Slot 6
Blank module	D00	E00	F00	G00	H00	J00
16 x 10/100BASE-TX with RJ45 interfaces	D01	E01	F01	G01	H01	J01
8 x 100BASE-FX multi-mode, 1310 nm, ST, 2 km	D02	E02	F02	G02	H02	J02
8 x 100BASE-FX multi-mode, 1310 nm, LC, 2 km	D04	E04	F04	G04	H04	J04
4 x 10/100/1000BASE-TX RJ45. Requires 88 Gbit/s switch module, options A16 / A17.	D24	E24	F24	G24	H24	J24
4 x 1000BASE-LX SFP, blank (no optical transceiver). Requires 88 Gbit/s switch module, options A16 / A17.	D30	E30	F30	G30	H30	J30
8 x RS232/RS422/RS485 with DB9 interfaces	D31	E31	F31	G31	H31	J31
8 x 100BASE-FX, SFP, blank (no optical transceiver)	D32	E32	F32	G32	H32	J32
1 x Pair (A/B) Gigabit PRP SFP blank (no transceiver) requires 88 Gbit/s switch module, options A16 / A17.	D33	E33	F33	G33	H33	J33

Hot-swappable RUGGEDCOM RX1500 series modules

Modules	Article Number	
	Standard	Conformal Coating
Line modules		
Blank module	6GK6015-0AL20-0AA0	
4 x 100BASE-FX, multi-mode, 1300 nm, LC, 2 km	6GK6015-0AL20-0BC0	6GK6015-0AL20-0BC1
3 x 10BASE-FL / 100BASE-SX, multi-mode, 850 nm, ST, 2 km	6GK6015-0AL20-0BD0	6GK6015-0AL20-0BD1
2 x 100BASE-FX - Multimode, 1300nm, LC connector, 2km	6GK6015-0AL20-0BH0	6GK6015-0AL20-0BH1
4 x 100BASE-SX SFP Multimode, 1310 nm, LC, 2km	6GK6015-0AL20-0BJ0	6GK6015-0AL20-0BJ1
6 x 100BASE-FX SFP Multimode, 1310 nm, LC, 2km	6GK6015-0AL20-0BK0	6GK6015-0AL20-0BK1
2 x 1000BASE-SX SFP - Multimode, 850nm, LC, 500m	6GK6015-0AL20-0DC0	6GK6015-0AL20-0DC1
2 x 1000BASE-LX, single-mode, 1300 nm, LC, 10 km	6GK6015-0AL20-0EC0	6GK6015-0AL20-0EC1
2 x 10/100/1000BASE-TX RJ45	6GK6015-0AL20-0FC0	6GK6015-0AL20-0FC1
APE1808LNX (Atom x5-E3940, 8GB RAM, 64GB eMMC, DisplayPort, uSD, USB, Linux)	6GK6015-0AL20-0GH0	6GK6015-0AL20-0GH1
APE1808W10 (Atom x5-E3940, 8GB RAM, 64GB eMMC, DisplayPort, uSD, USB, Windows 10)	6GK6015-0AL20-0GJ0	6GK6015-0AL20-0GJ1
APE1808ADM (Atom x5-E3940, 8GB RAM, 64GB eMMC, DisplayPort, uSD, USB, CROSSBOW ADM agent software)	6GK6015-0AL20-0GL0	6GK6015-0AL20-0GL1
2 x E1 (75 Ohm) BNC (channelized/unchannelized) *	6GK6015-0AL20-0HC0	6GK6015-0AL20-0HC1
2 x 1000BASE-LX SFP, blank (no optical transceiver)	6GK6015-0AL20-0JB0	6GK6015-0AL20-0JB1
4 x 100BASE-FX SFP, blank (no optical transceiver)	6GK6015-0AL20-0JC0	6GK6015-0AL20-0JC1
6 x 100BASE-FX SFP, blank (no optical transceiver)	6GK6015-0AL20-0JD0	6GK6015-0AL20-0JD1
6 x Serial RS232 / RS422 / RS485 with RJ45	6GK6015-0AL20-0KB0	6GK6015-0AL20-0KB1
1 x DDS RJ48 (56K Master/Slave 64K Slave) *	6GK6015-0AL20-0LB0	6GK6015-0AL20-0LB1
1 x T1/E1 RJ48 (channelized/unchannelized) *	6GK6015-0AL20-0MB0	6GK6015-0AL20-0MB1
2 x T1/E1 RJ48 (channelized/unchannelized) *	6GK6015-0AL20-0MC0	6GK6015-0AL20-0MC1
4 x T1/E1 RJ48 (channelized/unchannelized) *	6GK6015-0AL20-0MD0	6GK6015-0AL20-0MD1
6 x 10/100BASE-TX RJ45	6GK6015-0AL20-0NB0	6GK6015-0AL20-0NB1
2 x 10/100/1000BASE-TX M12 (8-pin)	6GK6015-0AL20-0PB0	6GK6015-0AL20-0PB1
4 x 10/100BASE-TX M12 (8-pin)	6GK6015-0AL20-0PC0	6GK6015-0AL20-0PC1
4 x 10/100BASE-TX M12 (4-pin)	6GK6015-0AL20-0PD0	6GK6015-0AL20-0PD1
2 x 10/100/1000BASE-TX M12 with controlled bypass (8-pin)	6GK6015-0AL20-0PE0	6GK6015-0AL20-0PE1
4 x 10/100BASE-TX M12 with controlled bypass (8-pin)	6GK6015-0AL20-0PF0	6GK6015-0AL20-0PF1
4 x 10/100BASE-TX M12 with controlled bypass (4-pin)	6GK6015-0AL20-0PG0	6GK6015-0AL20-0PG1
2 x 10/100/1000BASE-TX M12 (8-pin, X-coded)	6GK6015-0AL20-0PH0	6GK6015-0AL20-0PH1
2 x 10/100/1000BASE-TX M12 with controlled bypass (8-pin, X-coded)	6GK6015-0AL20-0PJ0	6GK6015-0AL20-0PJ1
1 x Cellular (GSM/EDGE/HSPA)	6GK6015-0AL20-0WB0	6GK6015-0AL20-0WB1
2 x Cellular (GSM/EDGE/HSPA) *	6GK6015-0AL20-0WC0	6GK6015-0AL20-0WC1
1 x Cellular (EVDO rev. A, Verizon USA)	6GK6015-0AL20-0WD0	6GK6015-0AL20-0WD1
2 x Cellular (EVDO rev. A, Verizon USA) *	6GK6015-0AL20-0WE0	6GK6015-0AL20-0WE1
2 x Cellular (1 x GSM/EDGE/HSPA and 1 x EVDO rev. A, Verizon USA) *	6GK6015-0AL20-0WF0	6GK6015-0AL20-0WF1
1 x 4G/LTE for usage in European Union (EU)	6GK6015-0AL20-0WG0	6GK6015-0AL20-0WG1
1 x 4G/LTE for usage in USA & Canada (AT&T/Rogers/Telus/Bell)	6GK6015-0AL20-0WH0	6GK6015-0AL20-0WH1
1 x 4G/LTE for usage in USA (Verizon)	6GK6015-0AL20-0WJ0	6GK6015-0AL20-0WJ1
1 x 4G/LTE for usage in Asia Pacific	6GK6015-0AL20-0WK0	6GK6015-0AL20-0WK1
Power modules		
Blank module for power module slot	6GK6015-0AL10-0AA0	6GK6015-0AL10-0AA1
12 VDC (9-15 VDC) with screw terminal block	6GK6015-0AL17-0AA0	6GK6015-0AL17-0AA1
24 VDC (15-36 VDC) with screw terminal block	6GK6015-0AL11-0AA0	6GK6015-0AL11-0AA1
48 VDC (36-72 VDC) with screw terminal block	6GK6015-0AL12-0AA0	6GK6015-0AL12-0AA1
High voltage (88-300 VDC / 85-264 VAC) with screw terminal block	6GK6015-0AL13-0AA0	6GK6015-0AL13-0AA1
12 VDC (9-15 VDC) with pluggable terminal block	6GK6015-0AL18-0AA0	6GK6015-0AL18-0AA1
24 VDC (15-36 VDC) with pluggable terminal block	6GK6015-0AL14-0AA0	6GK6015-0AL14-0AA1
48 VDC (36-72 VDC) with pluggable terminal block	6GK6015-0AL15-0AA0	6GK6015-0AL15-0AA1
High voltage (88-300 VDC / 85-264 VAC) with pluggable terminal block	6GK6015-0AL16-0AA0	6GK6015-0AL16-0AA1

* This option is not compatible with the RUGGEDCOM RX1524 and RX1536 switches.

Hot-swappable RUGGEDCOM RX5000 series modules

Modules	Article Number	
	Standard	Conformal Coating
Power supplies		
Power supply 88-300VDC or 85-264VAC, screw terminal block	6GK6050-0AL13-0AA0	6GK6050-0AL13-0AA1
Switch modules		
Layer 2 with 8 Gbit/s throughput and 2x 10/100/1000BASE-TX RJ45 interfaces	6GK6050-0AL40-0BA0	6GK6050-0AL40-0BA1
Layer 2 with 8 Gbit/s throughput and 2x 1000BASE-LX SFP interfaces	6GK6050-0AL40-0JA0	6GK6050-0AL40-0JA1
Layer 3 with 8 Gbit/s throughput 2x 10/100/1000BASE-TX RJ45 interfaces	6GK6050-0AL40-0MA0	6GK6050-0AL40-0MA1
Layer 3 with 8 Gbit/s throughput and 2x 1000BASE-SX with multi-mode, 850 nm, LC, 500m	6GK6050-0AL40-0PA0	6GK6050-0AL40-0PA1
Layer 3 with 8 Gbit/s throughput and 2x 1000BASE-LX SFP interfaces	6GK6050-0AL40-0UA0	6GK6050-0AL40-0UA1
Layer 3 with 88 Gbit/s throughput and no uplink interfaces	6GK6050-0AL40-0VA0	6GK6050-0AL40-0VA1
Layer 3 with 88 Gbit/s throughput with 2x 10G SFP+ interfaces	6GK6050-0AL40-0WA0	6GK6050-0AL40-0WA1
Control modules		
Control module with Layer 2 standard edition	6GK6050-0AL30-0AA0	6GK6050-0AL30-0AA1
Control module with Layer 3 standard edition (Layer 3 hardware)	6GK6050-0AL30-0BA0	6GK6050-0AL30-0BA1
Control module with Layer 3 security edition (Layer 3 hardware)	6GK6050-0AL30-0CA0	6GK6050-0AL30-0CA1
Control module with Layer 3 standard edition (Layer 3 hardware)	6GK6050-0AL30-0DA0	6GK6050-0AL30-0DA1
Control module with Layer 3 security edition (Layer 3 hardware)	6GK6050-0AL30-0EA0	6GK6050-0AL30-0EA1
Line modules		
Blank module	6GK6050-0AL20-0AA0	
16 x 10/100BASE-TX with RJ45 interfaces	6GK6050-0AL20-0NB0	6GK6050-0AL20-0NB1
8 x 100BASE-FX multi-mode, 1310 nm, ST, 2 km	6GK6050-0AL20-0BB0	6GK6050-0AL20-0BB1
8 x 100BASE-FX multi-mode, 1310 nm, LC 2 km	6GK6050-0AL20-0BD0	6GK6050-0AL20-0BD1
4 x 10/100/1000BASE-TX RJ45. Requires 88 Gbit/s switch module, options A16 / A17.	6GK6050-0AL20-0FC0	6GK6050-0AL20-0FC1
4 x 1000BASE-LX SFP, blank (no optical transceiver). Requires 88 Gbit/s switch module, options A16 / A17.	6GK6050-0AL20-0JB0	6GK6050-0AL20-0JB1
8 x RS232/RS422/RS485 with DB9 interfaces	6GK6050-0AL20-0KB0	6GK6050-0AL20-0KB1
8 x 100BASE-FX, SFP, blank (no optical transceiver)	6GK6050-0AL20-0CU0	6GK6050-0AL20-0CU1
1 x Pair (A/B) Gigabit PRP SFP Blank (no transceivers). Requires 88Gbps Switch module	6GK6050-0AL20-0PRO	6GK6050-0AL20-0PR1

Accessories

RX1400	Description	Article number
	19" rack mount kit for RX1400	6GK6000-8MT00-0AA0
ANT795-4MA	3/5 dBi direct mount omni-directional antenna for 2.4 GHz/5GHz WLAN with R-SMA connector with radial swiveling joint.	6GK5795-4MA00-0AA3
ANT792-6MN	6 dBi omni-directional antenna for 2.4 GHz WLAN with N-Connect female connector. Suitable for wall or mast mounting.	6GK5792-6MN00-0AA6
ANT795-6MN	6/8 dBi omni-directional antenna for 2.4/5 GHz WLAN with N-Connect female connector. Suitable for roof or mast mounting.	6GK5795-6MN10-0AA6
ANT795-6DC	9/9 dBi sector antenna for 2.4/5 GHz WLAN with N-Connect female connector. Suitable for wall or mast mounting.	6GK5795-6DC00-0AA0
ANT793-6DG	9 dBi dual-slant sector antenna for 5 GHz WLAN with 2 x N-Connect female connectors. Suitable for wall or mast mounting.	6GK5793-6DG00-0AA0
ANT792-8DN	14 dBi directional antenna for 2.4 GHz WLAN with N-Connect female connector. Suitable for wall or mast mounting.	6GK5792-8DN00-0AA6
ANT793-8DJ	18 dBi dual-slant directional antenna for 5 GHz WLAN with 2 x N-Connect female connectors. Suitable for wall or mast mounting.	6GK5793-8DJ00-0AA0
ANT793-8DK	23 dBi dual-slant directional antenna for 5 GHz WLAN with 2 x N-Connect female connectors. Suitable for wall or mast mounting.	6GK5793-8DK00-0AA0
ANT793-8DP	13.5 dBi directional antenna for 5 GHz WLAN with N-Connect female connector. Suitable for wall or mast mounting.	6GK5793-8DP00-0AA0
	Antenna cable N-Connect male/R-SMA male 1 m.	6XV1875-5TH10
	Antenna cable N-Connect male/R-SMA male 2 m.	6XV1875-5TH20
	Antenna cable N-Connect male/R-SMA male 5 m.	6XV1875-5TH50
TI975-1R	Termination impedance (R-SMA), 3 pieces	6GK5795-1TR10-0AA6
LP798-2N	Lightning protector	6GK5798-2LP10-2AA6

RX1400 / RX1500 / RX1501 / RX1510 / RX1511 / RX1512		Article number
ANT1096-4ME	Detached omni-directional antenna for GSM (2G), UMTS (3G) and LTE 4G networks with N-female connector.	6GK6000-8NT01-1AA0
ANT1096-4MA	Direct mount omni-directional antenna for GSM (2G), UMTS (3G) and LTE 4G networks with SMA connector with radial swiveling joint.	6GK6000-8NT01-0AA0
ANT1390-4ML	Detached GPS antenna with a 30 cm long fixed connecting cable and an N-Connect female connector.	6GK6000-8NP01-1AA0
ANT1995-4MM	Antenna for LTE (4G), WLAN networks and GPS/GLONASS, omni-directional characteristics, 5 x N-Female connectors, LTE: 2.5dBi, WLAN: 3-4 dBi, IP67	6GK6000-8NS01-1AA0
	Antenna cable N-Connect male/SMA male 1 m.	6GK6000-8VH10-1FB0
	Antenna cable N-Connect male/SMA male 2 m.	6GK6000-8VH20-1FB0
	Antenna cable N-Connect male/SMA male 5 m.	6GK6000-8VH50-1FB0
	Antenna cable N-Connect male 1 m.	6GK6000-8VH10-1FF0
	Antenna cable N-Connect male 2 m.	6GK6000-8VH20-1FF0
	Antenna cable N-Connect male 5 m.	6GK6000-8VH50-1FF0

RX5000		Article Number
Mounting kits		
Panel mounting kit for RX5000		6GK6050-0AB00-OCA0
19" rack mounting kit for RX5000		6GK6050-0AB00-ODA0
Miscellaneous		
Screw terminal power block for RX1500/RX1501/RX1510/RX1511/RX5000 (10 pieces)		6GK6000-8HT03-OAC0
Chassis		Standard Conformal coating
Front mount with interfaces and diagnostic LEDs on the front	6GK6050-0AB00-OAM0	6GK6050-0AB00-OAM1
Rear mount with no interfaces and diagnostic LEDs on the front	6GK6050-0AB00-OAN0	6GK6050-0AB00-OAN1
Software		
Upgrade Layer 2 standard edition to Layer 3 standard edition		6GK6050-0AL51-OAA0
Upgrade Layer 2 standard edition to Layer 3 security edition		6GK6050-0AL52-OAA0
Upgrade Layer 3 standard edition to Layer 3 security edition		6GK6050-0AL53-OAA0

RX1400 / RX1500 / RX1501 / RX1510 / RX1511 / RX1512 / RX1524 / RX1536		Article Number
Mounting kits		
DIN and panel mount kit, RX1500, RX1501, RX1524, RX1536		6GK6015-0AB00-OCA0
19" rack mount kit, RX1500, RX1501, RX1524, RX1536		6GK6015-0AB00-ODA0
DIN and panel mount kit, RX1510, RX1511, RX1512		6GK6015-0AB00-OEA0
Miscellaneous		
Pluggable power terminal block for RX1512 (10 pieces)		6GK6000-8HT03-OAA0
Pluggable power terminal block for RX1500 / RX1501 / RX1510 / RX1511 / RX1524 / RX1536 (10 pieces)		6GK6000-8HT03-OAB0
Screw terminal power block for RX1500 / RX1501 / RX1510 / RX1511 / RX1524 / RX1536 / RX5000 (10 pieces)		6GK6000-8HT03-OAC0
Software		
Upgrade Layer 2 standard edition to Layer 3 standard edition*		6GK6015-0AL51-OAA0
Upgrade Layer 2 standard edition to Layer 3 security edition*		6GK6015-0AL52-OAA0
Upgrade Layer 3 standard edition to Layer 3 security edition		6GK6015-0AL53-OAA0
Upgrade VPE1400 for RUGGEDCOM RX1400		6GK6014-0AL50-OAA0
Upgrade to Layer 3 security edition for RUGGEDCOM RX1400		6GK6014-0AL53-OAA0
Upgrade VPE1400 with CloudConnect for RUGGEDCOM RX1400		6GK6000-0AV00-OAB0

* This option is not compatible with the RUGGEDCOM RX1524 and RX1536 switches.

Type	Media	Distance (km)	SFP Name	Article Number	RX1400	RX1500 Family		RX5000			
						FG50	FX50/6FX50	4FG50	8FX50	SM69	SM09/SM39
Copper	RJ45	0.1	SFP1112-1	6GK6000-8CG01-0AA0	●	●		●			●
			SFP1112-1I	6GK6000-8CG02-0AA0	●	●		●			●
100 Mbit/s Active	MM	2	SFP1121-1FX2A	6GK6000-8FE50-0AA0	●						
	SM	10	SFP1131-1FX10A	6GK6000-8FE60-0AA0	●						
		40	SFP1131S-1FX40A	6GK6000-8FE62-0AA0	●						
100 Mbit/s	MM	2	SFP1121-1FX2	6GK6000-8FE51-0AA0		●	●	●	●		
	SM	20	SFP1131-1FX20	6GK6000-8FE52-0AA0		●	●	●	●		
		50	SFP1131-1FX50	6GK6000-8FE53-0AA0		●	●	●	●		
		90	SFP1131-1FX90	6GK6000-8FE54-0AA0		●	●	●	●		
1 Gbit/s Single-fiber Bidirectional	SM	10	SFP1132-1BX10R	6GK6000-8FB51-0AA0	●	●		●			●
			SFP1132-1BX10T	6GK6000-8FB52-0AA0	●	●		●			●
		40	SFP1132-1BX40R	6GK6000-8FB53-0AA0	●	●		●			●
			SFP1132-1BX40T	6GK6000-8FB54-0AA0	●	●		●			●
1 Gbit/s	MM	0.5	SFP1122-1SX	6GK6000-8FG51-0AA0	●	●		●			●
		2	SFP1122-1SX2	6GK6000-8FE58-0AA0		●		●			●
	SM	10	SFP1132-1LX10	6GK6000-8FG52-0AA0	●	●		●			●
		25	SFP1132-1LX25	6GK6000-8FG53-0AA0	●	●		●			●
		40	SFP1132-1LX40	6GK6000-8FG57-0AA0	●	●		●			●
		70	SFP1132-1LX70	6GK6000-8FG54-0AA0	●	●		●			●
		100	SFP1132-1LX100	6GK6000-8FG55-0AA0	●	●		●			●
		115	SFP1132-1LX115	6GK6000-8FE56-0AA0		●		●			●
10 Gbit/s	MM	0.4	SFP2123-1SR	6GK6000-8FT50-0AA0						●	
	SM	10	SFP2133-1LR10	6GK6000-8FT51-0AA0						●	
		40	SFP2133-1ER40	6GK6000-8FT53-0AA0						●	
		80	SFP2133-1ZR80	6GK6000-8FT52-0AA0						●	

* SM = Single-mode, MM = Multi-mode



With the RUGGEDCOM Selector you can transfer the order number to the Siemens Industry Mall and order your products.

To use the RUGGEDCOM Selector for the selection and configuration of RUGGEDCOM products, visit: [siemens.com/ruggedcom-selector](https://www.siemens.com/ruggedcom-selector)

For more information on wireless approvals, visit: [siemens.com/wireless-approvals](https://www.siemens.com/wireless-approvals)



FastConnect Cabling System

Stringent demands are placed on the installation of cables in an industrial environment. Siemens offers FastConnect, a system that fulfills all these requirements: on-site assembly – quick, easy and error-free. For more information, visit: [siemens.com/fastconnect](https://www.siemens.com/fastconnect)



For more information, please visit:
[siemens.com/ruggedcom](https://www.siemens.com/ruggedcom)

Siemens AG
Process Industries and Drives
Process Automation
Postfach 48 48
90026 Nürnberg
Germany

Siemens Canada Limited
300 Applewood Crescent
Concord, Ontario, L4K 5C7
Canada

© Siemens AG 2021
Subject to change without prior notice
Article No. 6ZB5531-0AR02-0BA1
W-FPN7Z-RG-PA212 / Dispo 26000
BR 0321 2. ROT 28 En
Printed in Germany

Security information

Siemens provides products and solutions with industrial security functions that support the secure operation of plants, systems, machines and networks.

In order to protect plants, systems, machines and networks against cyber threats, it is necessary to implement – and continuously maintain – a holistic, state-of-the-art industrial security concept. Siemens' products and solutions only form one element of such a concept.

Customer is responsible to prevent unauthorized access to its plants, systems, machines and networks. Systems, machines and components should only be connected to the enterprise network or the internet if and to the extent necessary and with appropriate security measures (e.g. use of firewalls and network segmentation) in place.

Additionally, Siemens' guidance on appropriate security measures should be taken into account. For more information about industrial security, please visit:
[siemens.com/industrialsecurity](https://www.siemens.com/industrialsecurity)

Siemens' products and solutions undergo continuous development to make them more secure. Siemens strongly recommends to apply product updates as soon as available and to always use the latest product versions. Use of product versions that are no longer supported, and failure to apply latest updates may increase customer's exposure to cyber threats.

To stay informed about product updates, subscribe to the Siemens Industrial Security RSS Feed under:
[siemens.com/industrialsecurity](https://www.siemens.com/industrialsecurity)

The information provided in this brochure contains descriptions or characteristics of performance which in case of actual use do not always apply as described or which may change as a result of further development of the products. An obligation to provide the respective characteristics shall only exist if expressly agreed in the terms of contract. Availability and technical specifications are subject to change without notice. All product designations may be trademarks or product names of Siemens AG or supplier companies whose use by third parties for their own purposes could violate the rights of the owners.

Scan this
QR code
for more
information

