

SIEMENS

INDUSTRIAL  
COMMS



Rugged Communication

# RUGGEDCOM Compact Switches

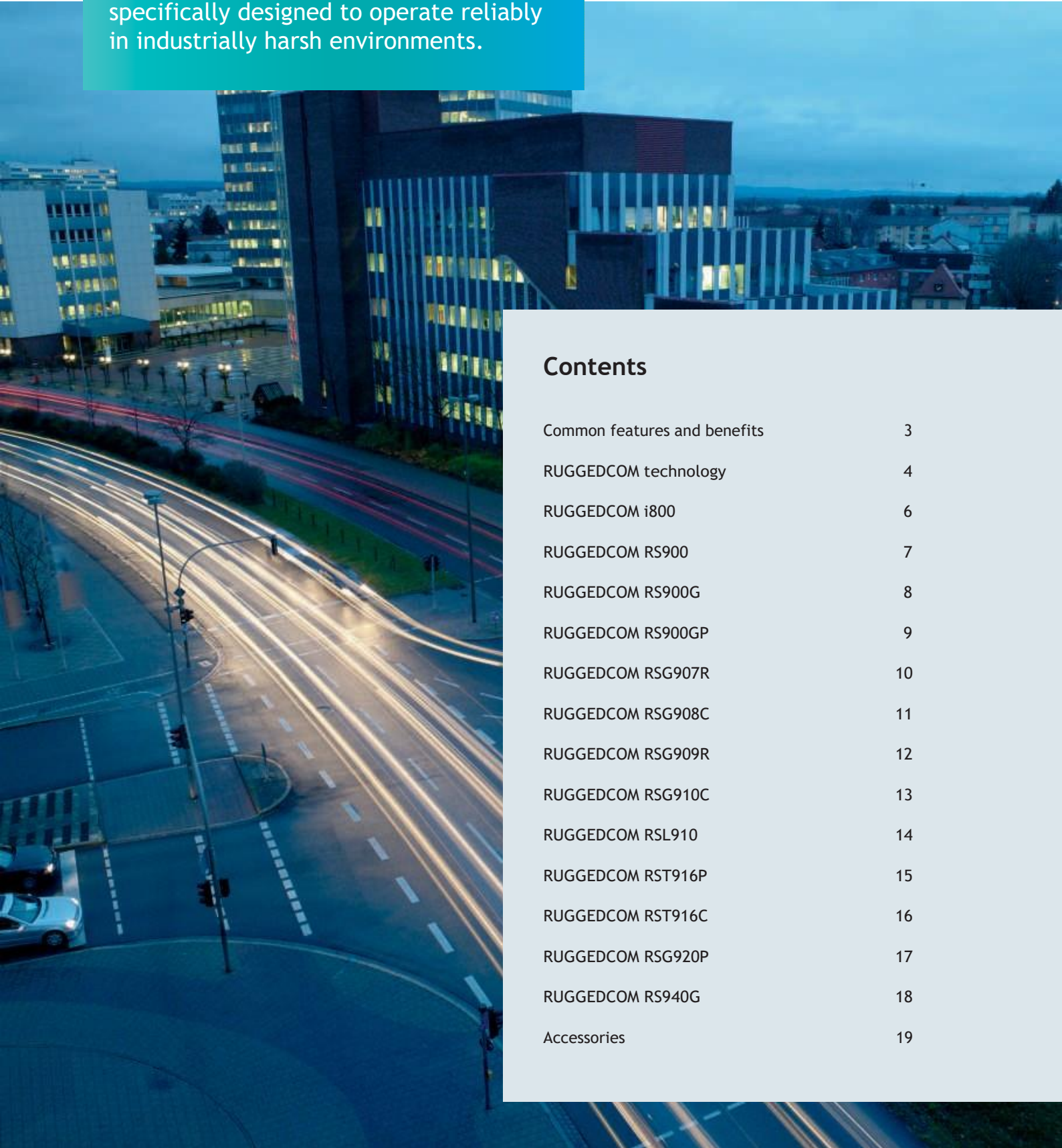
## Layer 2 Ethernet Switches

Brochure

Edition  
04/2021

[siemens.com/ruggedcom](https://www.siemens.com/ruggedcom)

RUGGEDCOM Ethernet switches are specifically designed to operate reliably in industrially harsh environments.



## Contents

Common features and benefits	3
RUGGEDCOM technology	4
RUGGEDCOM i800	6
RUGGEDCOM RS900	7
RUGGEDCOM RS900G	8
RUGGEDCOM RS900GP	9
RUGGEDCOM RSG907R	10
RUGGEDCOM RSG908C	11
RUGGEDCOM RSG909R	12
RUGGEDCOM RSG910C	13
RUGGEDCOM RSL910	14
RUGGEDCOM RST916P	15
RUGGEDCOM RST916C	16
RUGGEDCOM RSG920P	17
RUGGEDCOM RS940G	18
Accessories	19

## Common features and benefits

RUGGEDCOM's compact Layer 2 Ethernet switch portfolio features a wide selection of managed and unmanaged rugged devices designed for reliable, error-free communications performance in harsh environments. These switches operate on ROS™ (Rugged Operating System) and include variants with 10 Gigabit uplinks, high power PoE ports and PRP/HSR support. All RUGGEDCOM devices meet or exceed specifications set for recognized industry standards for mission-critical, real-time control applications, e.g., IEC 61850-3, IEEE 1613 for substation communications, NEMA TS-2 for intelligent transportation systems, EN 50155, EN 50121 for rail, etc.

### Common benefits

#### Maximum network availability and high reliability even in harsh environments

Zero Packet Loss technology for error-free performance despite high levels of electromagnetic interference (EMI) and high-speed network fault recovery (RSTP and eRSTP) ensures high availability of the network. Fault tolerant topologies (PRP/HSR) with zero second failover time is also available when using variants with redundant network access features

#### Rugged design that ensures low total of ownership

Passive cooling across a wide operating temperature range of -40 °C to +85 °C and no mechanical rotating components minimizes risk of failures and provides a high MTBF (Mean Time Between Failures)

#### Functional features that simplify maintenance

Compact form factor and standard mounting options allows easy in-field installation in space-constrained cabinets. Removable storage media for configuration changes and firmware upgrade makes it easy for on-site configuration and maintenance.

#### Secure and future-proof networks that maximize the return on your capital investment

Long haul fiber optics with high bandwidth, high port density and cybersecurity features in RUGGEDCOM switches make them well-suited for industrial networks with increasing number of end-devices and evolving requirements, providing maximum return on CAPEX

Common features			
Management	Layer 2	Cybersecurity	Advanced (select models)
Web-based, secure console (via SSH)	RSTP (IEEE 802.1D-2004), eRSTP™ (Enhanced Rapid Spanning Tree)	Multi-level user passwords	PRP and HSR Redundancy Protocols (IEC 62439-3)
Command Line Interface (CLI)	For models with ROS 5.x, MSTP (IEEE 802.1Q-2005) and MRP (IEC 62439-2)	Secure File Transfer Protocol (SFTP)	IEEE1588v2 time synchronization
Serial console	QoS (Quality of Service) IEEE 802.1p	Web-based management using SSL	Static Layer 3 IP switching
Plain ASCII format configuration file with encryption option	Class of Services (CoS) and DSCP (Differentiated Services)	RADIUS and TACACS+ authentication service for device management	Removable memory storage for configuration backup and firmware upgrade
SNMP v1/v2c/v3	VLAN (IEEE 802.1Q) and double VLAN-tagging (QinQ)	IEEE 802.1X Port-based Network Access Control with PEAP (Protected Extensible Authentication Protocol) and EAP-TLS	
Remote monitoring (RMON)	Link aggregation (IEEE 802.3ad), Link Layer Discovery Protocol (LLDP) IEEE 802.11AB	SSL certificates in X.509v3 or PEM format; RSA key pair 1024-bit, 2048-bit, 3072-bit; or NIST P-256, P-384 or P-521	
Syslog, logging and alarms	IGMPv1, IGMPv2, IGMPv3 snooping for multicast filtering	SSH public/private key in PEM format, DSA 1024-bit, 2048-bit, 3072-bit; or RSA key pair 1024-bit, 2048-bit, 3072-bit	
Modbus slave	GMRP, GVRP	Port rate limiting	
MMS Bridge Object Model (IEC 61850-90-4)	Port mirroring, port configuration, status, and statistics	Broadcast storm limiting	
	NTP, SNTP	Quarantine and Guest VLAN	
	DHCP Snooping and DHCP Relay (Option 82)		
	Dynamic ARP Inspection		



# RUGGEDCOM technology

RUGGEDCOM products have been specifically designed and tested to withstand the demands of harsh environments.

## Rugged Rated

Highly Accelerated Life Testing (HALT) is used in the early stages of product development to detect any design and performance issues. Siemens performs Highly Accelerated Stress Screening (HASS) on all RUGGEDCOM products, in order to ensure that customers get their orders free of manufacturing errors and random defects.

RUGGEDCOM products provide reliable and error-free operation in harsh electrical installations with high EMI.

### Operation in industrial temperature range

- -40 °C to +85 °C normal operation
- Passive cooling - no fans

### High availability

- Integrated single or redundant power supplies
- Universal high-voltage range: 88-300 VDC or 85-264 VAC
- Low voltage: 12 VDC, 24 VDC or 48 VDC

### Durable installations

- Full metal enclosure
- Heavy duty mounting
- Industrial terminal blocks for power and I/O connection

## Zero Packet Loss™

The proliferation of IP networking technology from the office to industrial environments, for use in real-time, mission critical control applications requires a level of immunity to electromagnetic interference (EMI) well beyond what is currently delivered by commercial grade networking products. In fact, even the EMI immunity requirements prescribed by IEC 61000-6-2 (generic standards - immunity for industrial environments) are inadequate for many environments.

One such environment is the electric utility substation, where EMI levels can be significantly higher than those of the generic industrial environment defined in IEC 61000-6-2. In order to address this risk, both the IEC and IEEE have developed and issued standards addressing EMI immunity requirements for communications networking equipment in electric utility substations.

In response to these requirements, RUGGEDCOM technology withstands all of the EMI type tests required by IEC 61850-3 without experiencing any communications loss or delays. Products featuring this technology also qualify as IEEE 1613 class 2 error-free devices. This innovation is known as Zero Packet Loss technology and it is designed to provide the same level of EMI immunity and reliability as protective relays.



## IEC 61850

IEC 61850 standard for communications in substations is composed of ten parts, which outlines a complete framework for substation automation, including EMI (electromagnetic interference), immunity and environmental requirements (IEC 61850-3) for communications networks in substations.

The EMI immunity requirements of IEC 61850-3 are derived from IEC 61000-6-5 (Immunity for Power Station and Substation Environments), which defines a set of potentially destructive EMI type tests designed to simulate both continuous and transient EMI phenomena in the substation.

This standard has a minimum requirement that the networking equipment operates without any physical damage, reset or latch-up during the application of a variety of destructive EMI immunity type tests.

## IEEE 1613

IEEE 1613 specifies ratings, environmental performance and testing requirements for communications networking devices installed in electric power substations.

Within the standard, two classes of devices are defined, based on the outcome of a specific set of potentially destructive EMI type tests (EMI stress) designed to simulate EMI phenomena in the substation. These type tests are derived from the same type tests applied to mission critical protective relays (i.e. C37.90.).

Class 1 – these devices are allowed to experience data errors, loss, or delays when exposed to EMI stress.

Class 2 – these devices must provide error-free (i.e. no data errors, delays or loss) operation when exposed to EMI stress.

Neither class of device must experience any permanent damage under EMI stress.

The RUGGEDCOM family qualifies as IEEE 1613 Class 2 error-free devices.



# RUGGEDCOM i800



The RUGGEDCOM i800 family are compact Ethernet switches that allow users to choose from managed or unmanaged, regular or extended temperature, fiber-optic or copper interfaces, and Fast or Gigabit Ethernet.

**i800 Ethernet ports**

- 8 x 10/100BASE-TX
- Fixed configuration

**i801 Ethernet ports**

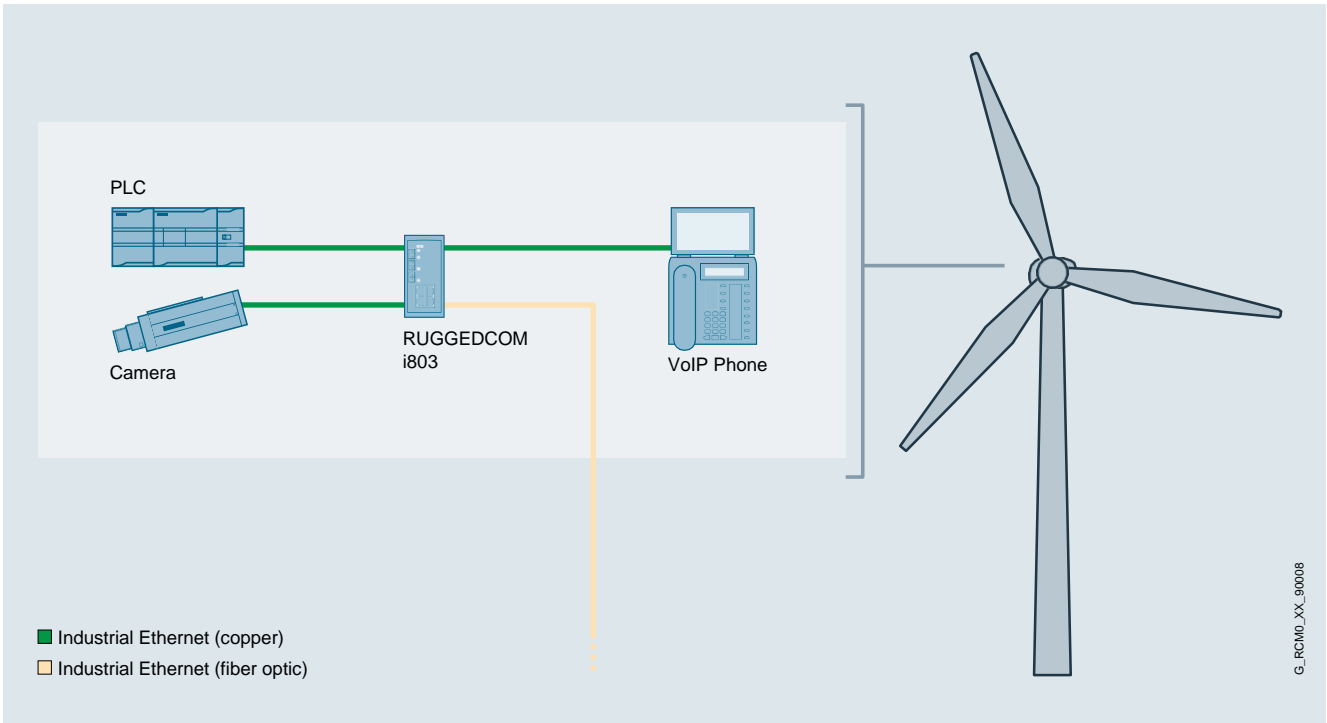
- 8 x 10/100BASE-TX + 1 x 1000BASE-X or 1 x 10/100/1000BASE-T
- Industry standard LC fiber-optic connectors
- Multimode and single-mode optical transceivers

**i802 Ethernet ports**

- 6 x 10/100BASE-TX + 1 x 100BASE-FX or 2 x 100BASE-FX or 2 x 1000BASE-X or 2 x 10/100/1000BASE-T
- Industry standard LC fiber-optic connectors
- Multimode and single-mode optical transceivers

**i803 Ethernet ports**

- 4 x 10/100BASE-TX + 1 x 100BASE-FX + (2 x 1000BASE-X or 2 x 100BASE-FX)
- Industry standard LC fiber-optic connectors
- Multimode and single-mode optical transceivers



Inside the nacelle of a wind mill the RUGGEDCOM i802 enables connectivity to up to 6 Ethernet devices over copper and a backhaul over fiber-optic.

# RUGGEDCOM RS900



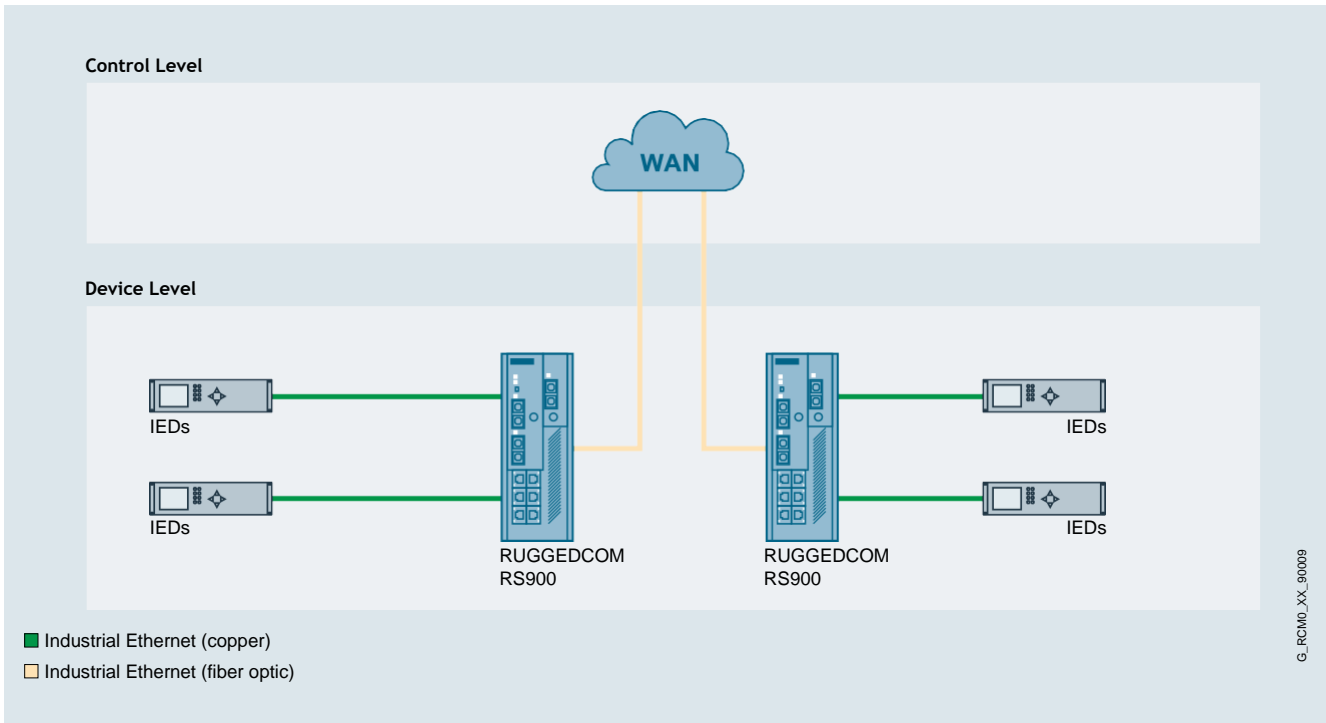
The RUGGEDCOM RS900 is a 9-port utility-grade, fully managed Ethernet switch, specifically designed to operate reliably in electrically harsh and climatically demanding environments.

### Ethernet ports

- Up to 9 ports: 6 x 10/100BASE-TX ports with 3 optional fiber or copper ports
- Industry standard fiber-optic connectors: LC, SC, ST, MTRJ
- Multimode and single-mode optical transceivers
- Long-haul optics allow distances up to 90 kms

### Universal power supply options

- Fully integrated power supply
- Universal high-voltage input: 120 VAC/VDC and 230 VAC/VDC
- Dual low-voltage DC inputs: 12 VDC, 24 VDC, 48 VDC
- Terminal blocks for reliable, maintenance-free connections
- CSA/UL 62368 safety approved to +85 °C



The RUGGEDCOM RS900 makes it possible to remotely monitor field data using multiple types of communications.



# RUGGEDCOM RS900G



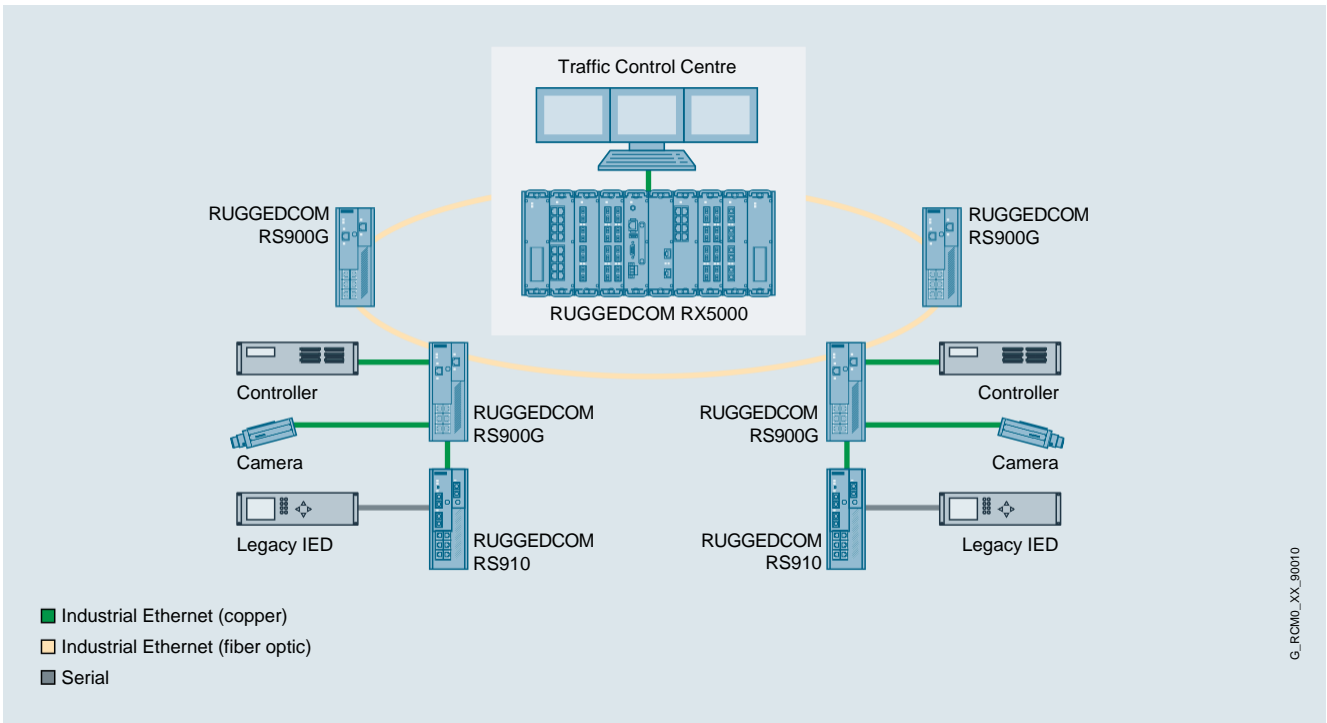
The RUGGEDCOM RS900G is a 10-port utility-grade, fully managed Ethernet switch, providing two fiber-optic Gigabit Ethernet ports and eight Fast Ethernet copper ports.

### Ethernet ports

- 2 x fiber-optic Gigabit Ethernet ports (1000BASE-X)
- 8 x Fast Ethernet ports (10/100BASE-TX)
- Multiple fiber options (LC, SC, SFP pluggable optics)
- Long-haul optics allow Gigabit distances of up to 70 km

### Universal power supply options

- Fully integrated power supply
- Universal high-voltage input: 120 VAC/VDC and 230 VAC/VDC
- Dual low-voltage DC inputs: 12 VDC, 24 VDC, 48 VDC
- Terminal blocks for reliable, maintenance-free connections
- CSA/UL 62368 safety approved to +85° C



A reliable eRSTP ring network with Gigabit bandwidths can be achieved with the RUGGEDCOM RS900G.



# RUGGEDCOM RS900GP



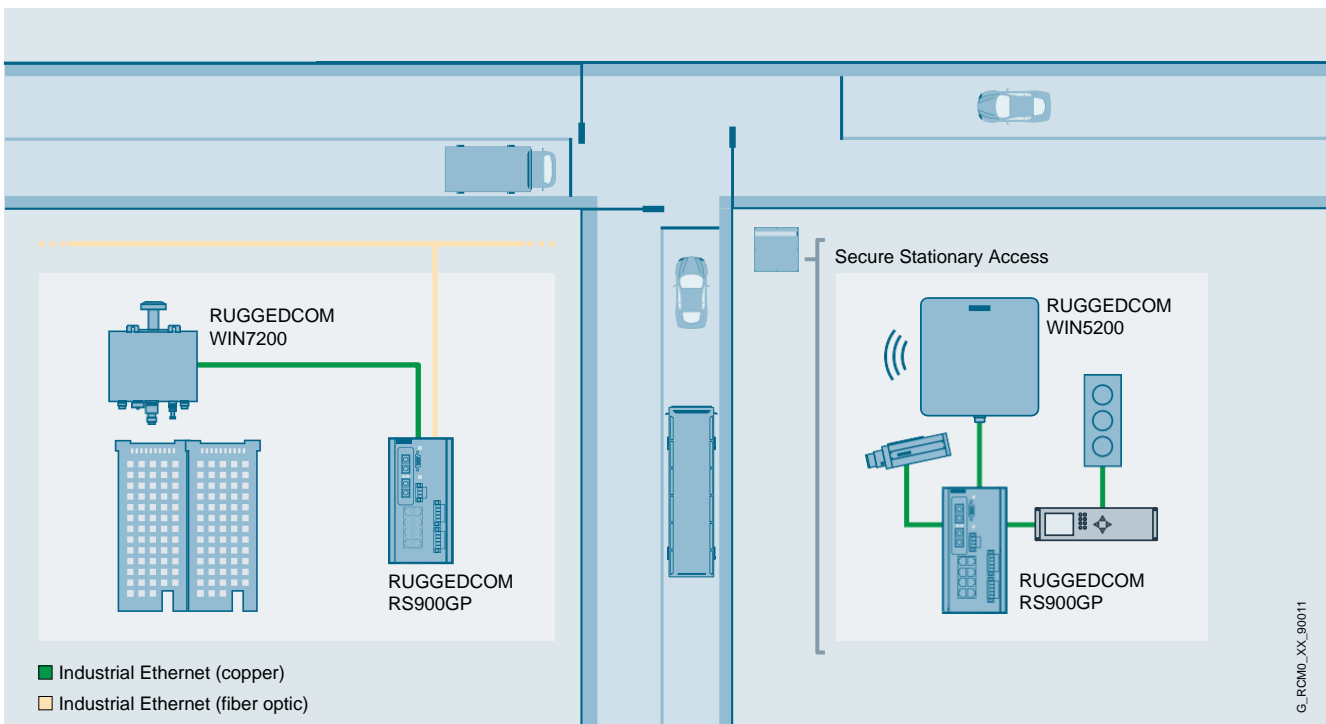
The RUGGEDCOM RS900GP is a 10-port utility-grade, fully managed Ethernet switch, providing two fiber-optic or copper Gigabit Ethernet ports and eight Fast Ethernet copper ports, each capable of supplying high power 802.3at compliant power-over-Ethernet.

### Ethernet ports

- 8 x Fast Ethernet ports (10/100BASE-TX), all external 802.3af / 802.3at-compliant PoE
- Up to 2 fiber-optic Gigabit Ethernet ports (100BASE-FX/1000BASE-X)
- Up to 2 x 10/100/1000BASE-T copper ports
- Multiple fiber connector types (LC, SC, SFP pluggable optics)
- Long-haul optics allow Gigabit distances up to 70 km

### Power-Over-Ethernet (PoE)

- 8 x 10/100BASE-TX 802.3af / 802.3at-compliant ports
- Data and power over a single Ethernet cable
- Auto-sensing ports provide power only to PoE end devices
- Compatible with RUGGEDCOM WIN products
- CSA/UL 62368 safety approved to +85° C



Multiple Power-over-Ethernet devices are powered by the RUGGEDCOM RS900GP in the field.

# RUGGEDCOM RSG907R



The RUGGEDCOM RSG907R is a compact Gigabit IEEE 1588 compatible Ethernet switch supporting High Availability Seamless Redundancy (HSR) and Parallel Redundancy Protocol (PRP) according to IEC 62439-3.

### Ethernet ports

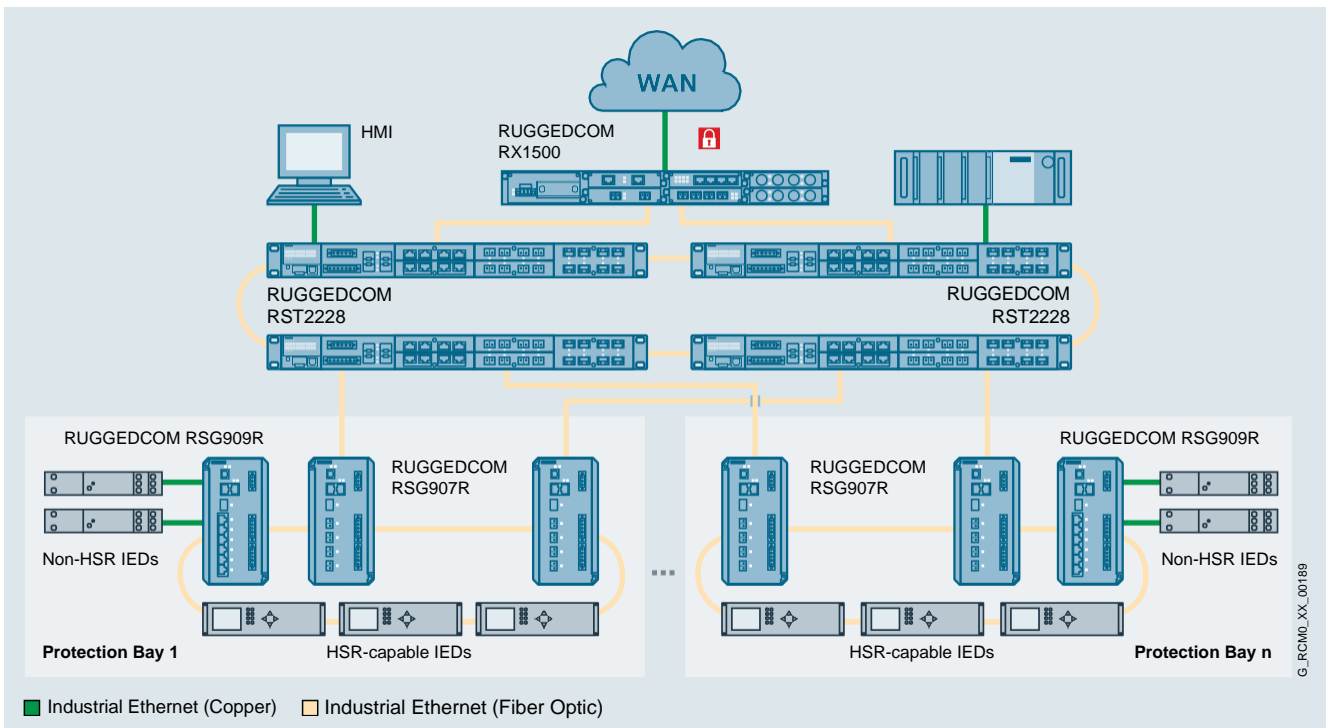
- 3 x RNA (Redundant Network Access) and coupler Ethernet ports according to IEC 62439-3 (100BASE-X)
- 4 x SAN (Single Attached Node) fiber optic ports (100BASE-FX)
- Multiple fiber connector types (SFP, LC)

### Universal power supply options

- Fully integrated redundant power supply
- Universal high-voltage input: HI (100 - 240 VAC / 100 - 300 VDC)
- Dual low-voltage DC inputs: 12/24/48 VDC (10 - 60 VDC)
- Terminal blocks for reliable, maintenance-free connections
- CSA/UL 62368 safety approved to +85° C



reddot award 2018  
winner industrial design



Two RUGGEDCOM RSG907R / RSG909R are used in each HSR bay ring for redundant coupling with PRP station level LANs.

# RUGGEDCOM RSG908C



The RUGGEDCOM RSG908C is an IEEE 1588 compatible Ethernet switch, providing 4 Gigabit SFP ports and 4 Fast Ethernet fiber ports.

**Ethernet ports**

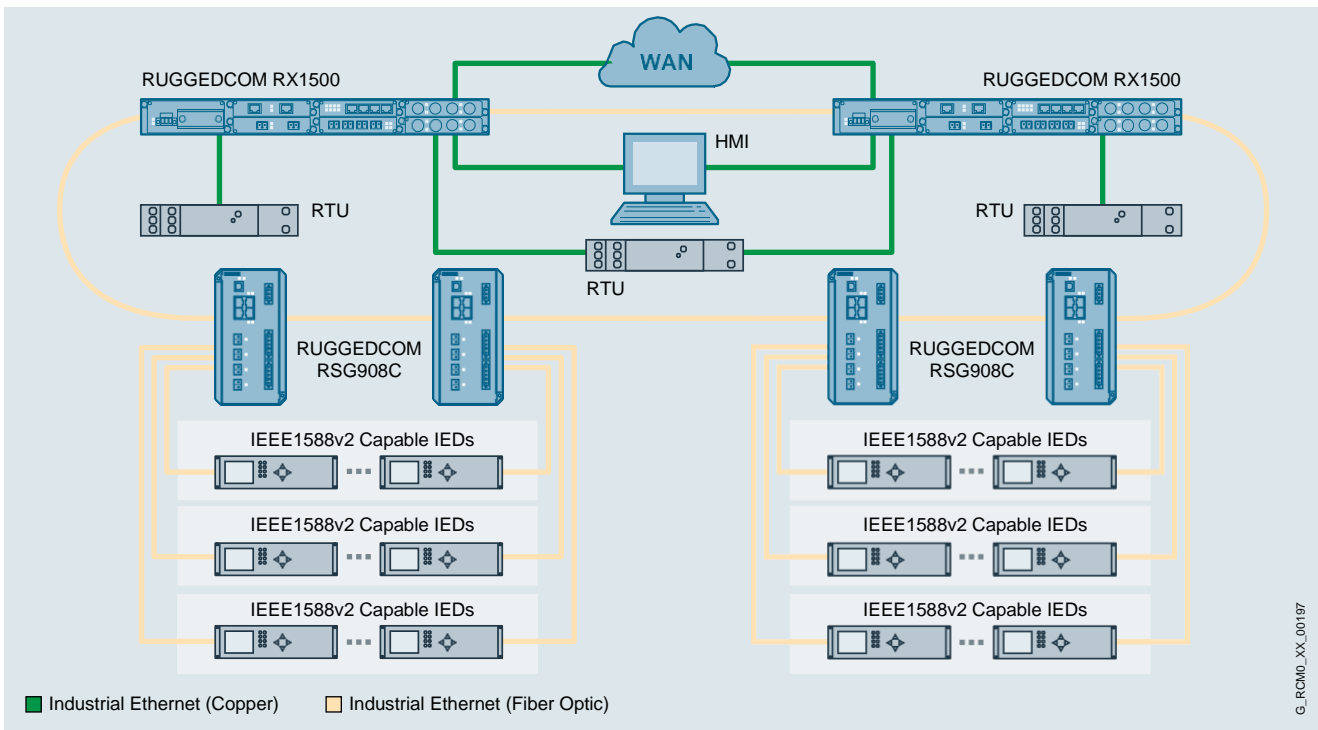
- 4 x Gigabit SFP ports (1000BASE-X)
- 4 x fiber optic ports (100BASE-FX)
- Multiple fiber connector types (SFP, LC)

**Universal power supply options**

- Fully integrated redundant power supply
- Universal high-voltage input: HI (100 - 240 VAC / 100 - 300 VDC)
- Dual low-voltage DC inputs: 12/24/48 VDC (10 - 60 VDC)
- Terminal blocks for reliable, maintenance-free connections
- CSA/UL 62368 safety approved to +85° C



reddot award 2018  
winner industrial design



G\_RCM0\_XX\_00187

The RUGGEDCOM RSG908C allows the aggregation of large fiber optic 100BASE-FX subrings of IEDs at protection bays into 1 Gbit/s fiber optic rings while providing IEEE1588 timing.

# RUGGEDCOM RSG909R



The RUGGEDCOM RSG909R is a compact Gigabit IEEE 1588 compatible Ethernet switch supporting High Availability Seamless Redundancy (HSR) and Parallel Redundancy Protocol (PRP) according to IEC 62439-3.

### Ethernet ports

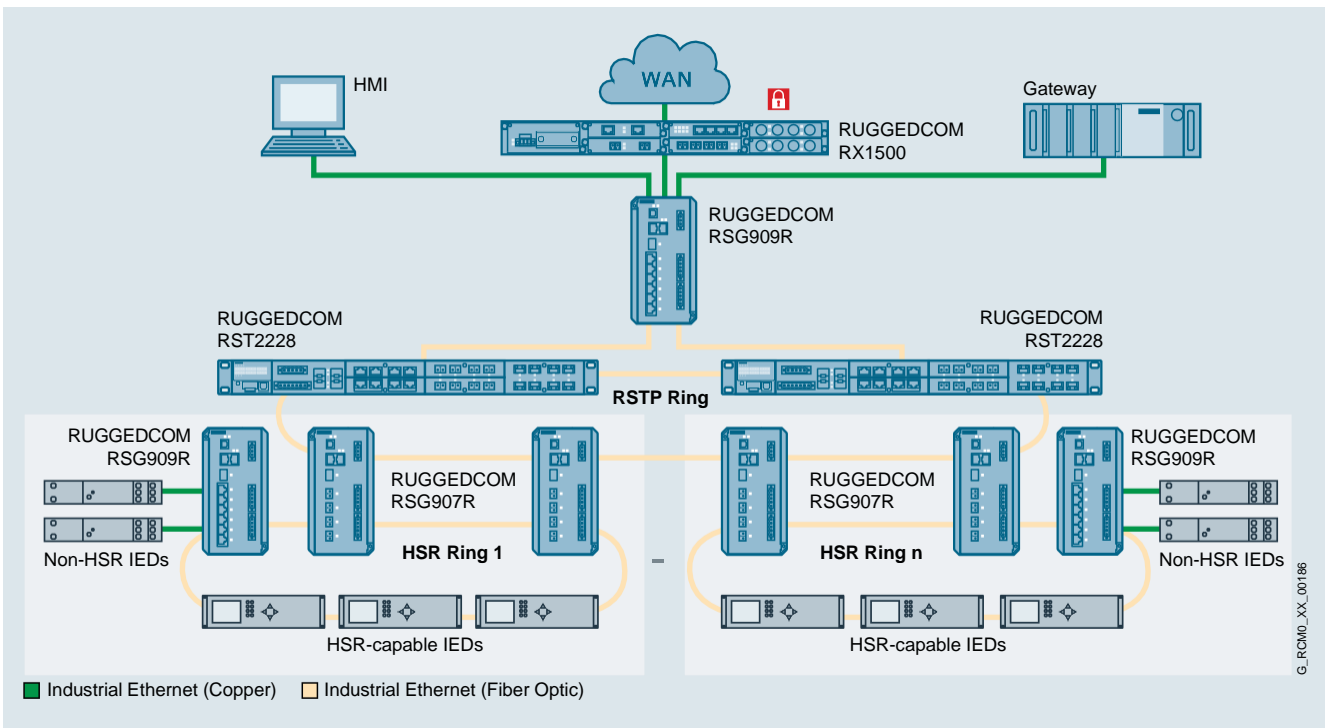
- 3 x RNA (Redundant Network Access) and coupler Ethernet ports according to IEC 62439-3 (1000BASE-X)
- 6 x SAN (Single Attached Node) copper ports (10/100/1000BASE-TX)
- Industry standard connectors: SFP, RJ45

### Universal power supply options

- Fully integrated redundant power supply
- Universal high-voltage input: HI (100 - 240 VAC / 100 - 300 VDC)
- Dual low-voltage DC inputs: 12/24/48 VDC (10 - 60 VDC)
- Terminal blocks for reliable, maintenance-free connections
- CSA/UL 62368 safety approved to +85° C



reddot award 2018  
winner industrial design



RUGGEDCOM RSG907R / RSG909R switches terminating each HSR ring can be directly connected to RSTP network via their coupling ports.



# RUGGEDCOM RSG910C



The RUGGEDCOM RSG910C is an IEEE 1588 compatible Gigabit Ethernet switch, providing 4 Gigabit SFP ports and 4 Gigabit copper ports.

**Ethernet ports**

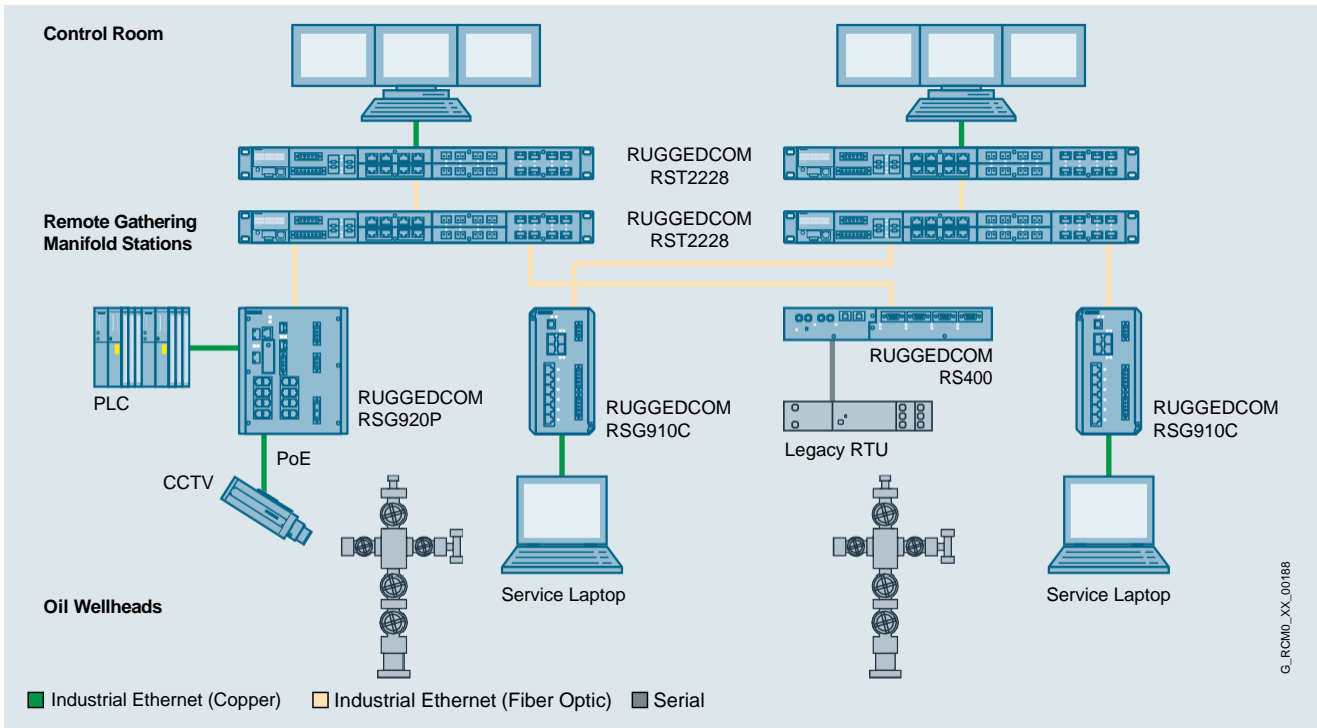
- 4 x Gigabit SFP ports (1000BASE-X)
- 6 x copper ports (10/100/1000BASE-TX)
- Multiple fiber connector types (SFP, LC)

**Universal power supply options**

- Fully integrated redundant power supply
- Universal high-voltage input: HI (100 - 240 VAC / 100 - 300 VDC)
- Dual low-voltage DC inputs: 12/24/48 VDC (10 - 60 VDC)
- Terminal blocks for reliable, maintenance-free connections
- CSA/UL 62368 safety approved to +85° C



reddot award 2018  
winner industrial design



G\_RCMO\_XX\_00188

Wellhead monitoring in onshore oil&gas production with the RUGGEDCOM RSG910C.

# RUGGEDCOM RSL910



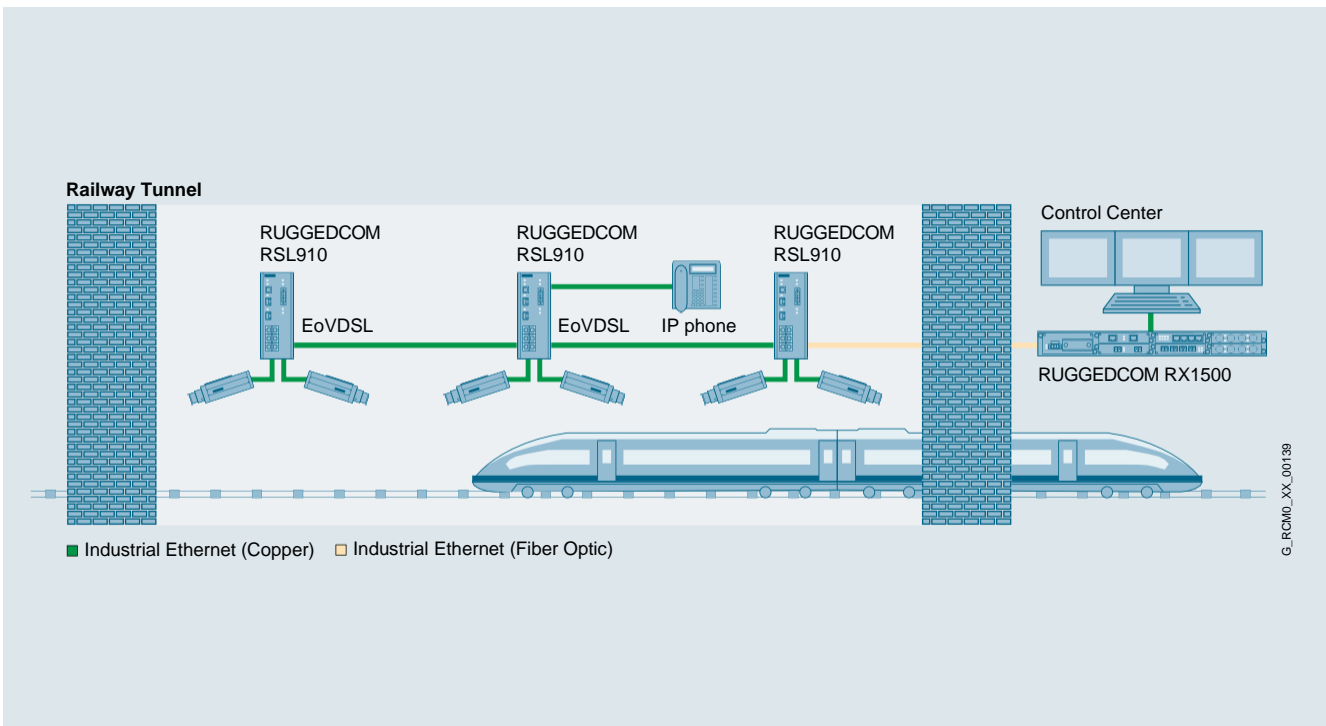
The RUGGEDCOM RSL910 is a compact form factor rugged Ethernet switch with two EoVDSL2 uplinks and two SFP uplinks providing the flexibility to use legacy copper or optical infrastructure in harsh environments.

### Ethernet ports

- 2 x SFP uplink ports, supporting Fast Ethernet and Gigabit
- 6 x Fast Ethernet copper device ports

### Ethernet over VDSL port characteristics

- 2 x EoVDSL2 uplink ports with terminal blocks
- Integrated power 24 VDC, 48 VDC or HI voltage power supply
- RS232 console port and failsafe relay output
- CSA/UL 62368 safety approved to +85° C



Railway tunnel monitoring using a combination of existing copper cabling and fiber-optic backbone.

# RUGGEDCOM RST916P

New



The RUGGEDCOM RST916P is a 16-port utility-grade, fully managed compact Ethernet switch with four SFP+ ports, twelve Gigabit Ethernet copper ports and support for IEEE 802.3bt compliant Power-over-Ethernet.

### Ethernet ports

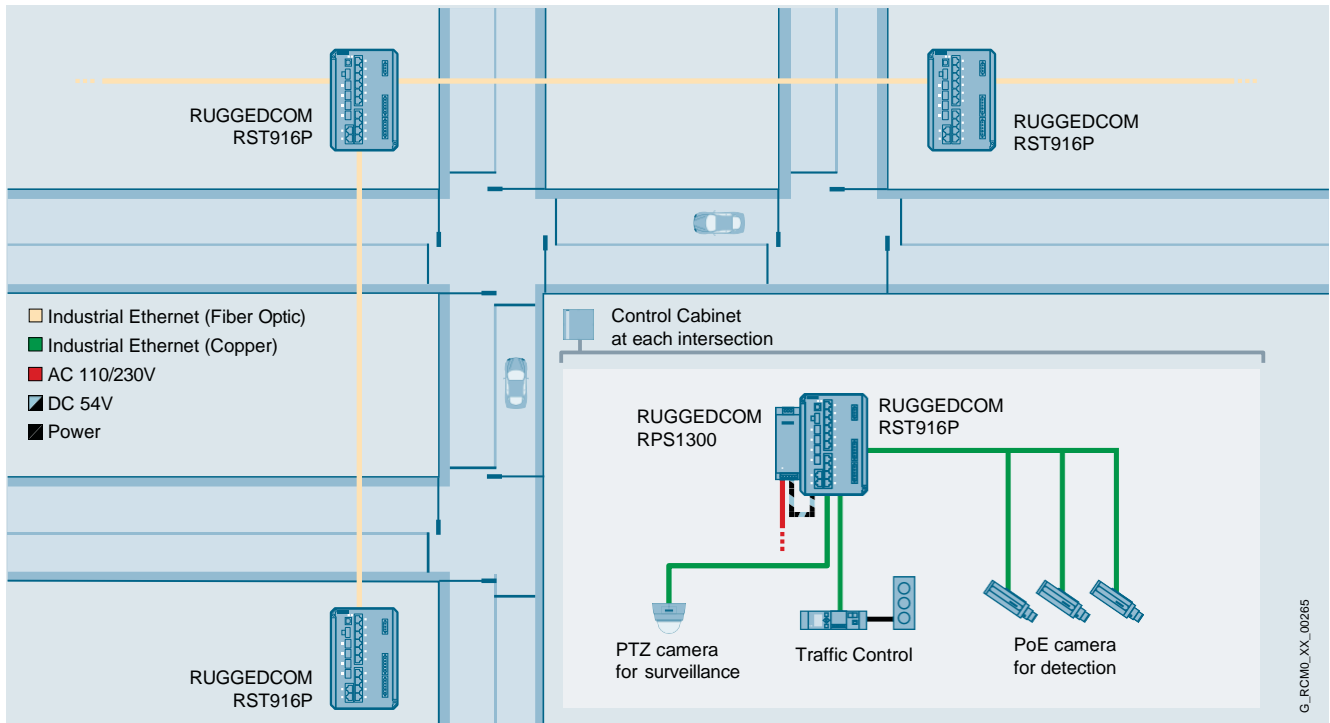
- 12 x 10/100/1000BASE-T RJ45 ports
- 4 x 10G BASE-X/1000BASE-X SFP+ (Small Form-factor Pluggable ports)
- Long-haul fiber optics allow Gigabit distances up to 115 km

### Power-Over-Ethernet (PoE)

- Data and power over a single Ethernet cable
- 10 x 10/100/1000BASE-T 802.3bt compliant PoE ports
- Maximum PoE power budget of 420 W per device, up to 60 W power output per port

### Power supply characteristics

- 27 W maximum device power consumption
- Nominal voltage of 54 VDC
- CSA/UL 62368 safety approved to +85 °C



G\_PCM0\_XX\_00265

Connectivity for the smart intersection in intelligent traffic management systems

# RUGGEDCOM RST916C New



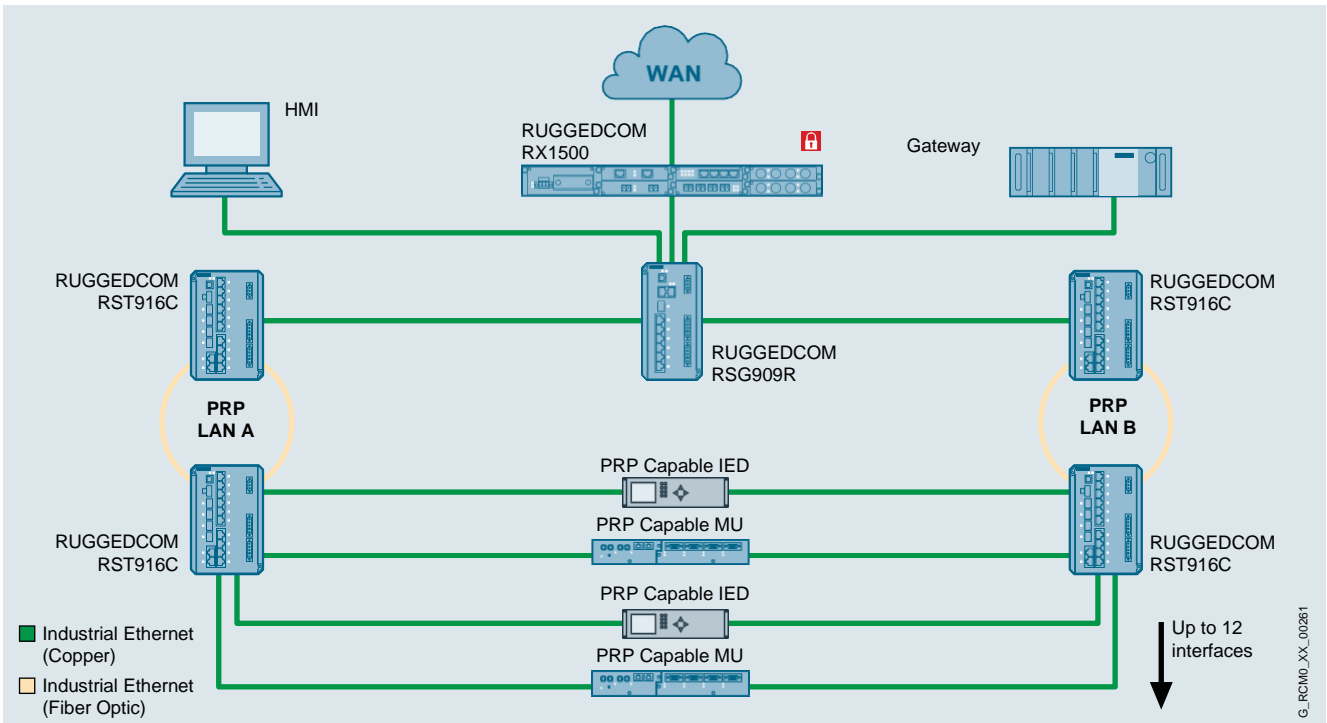
The RUGGEDCOM RST916C is a 16-port carrier-grade, fully managed compact Ethernet switch with four SFP+ ports and twelve Gigabit Ethernet copper ports. It also supports IEEE 1588v2 Precision Time Protocol (One step transparent clock)

**Ethernet ports**

- 12 x 10/100/1000BASE-T RJ45 ports
- 4 x 10G BASE-X/1000BASE-X SFP+ (Small Form-factor Pluggable)
- Long-haul fiber optics allow Gigabit distances up to 115 km

**Power supply characteristics**

- Redundant input power supply
- 27 W maximum device power consumption
- Support for both HI and LO voltages
- LV: 12/24/48 (10-60) VDC and HV: 88-300 VDC / 85-264 VAC
- CSA/UL 62368 safety approved to +85 °C



IEEE 1588 compliant compact Gigabit switch with PRP networks



# RUGGEDCOM RSG920P



The RUGGEDCOM RSG920P is a rugged, high density, small form factor Layer 2 switch with Power-over-Ethernet (PoE) capability designed for space constrained cabinets with high bandwidth requirements.

### Ethernet ports

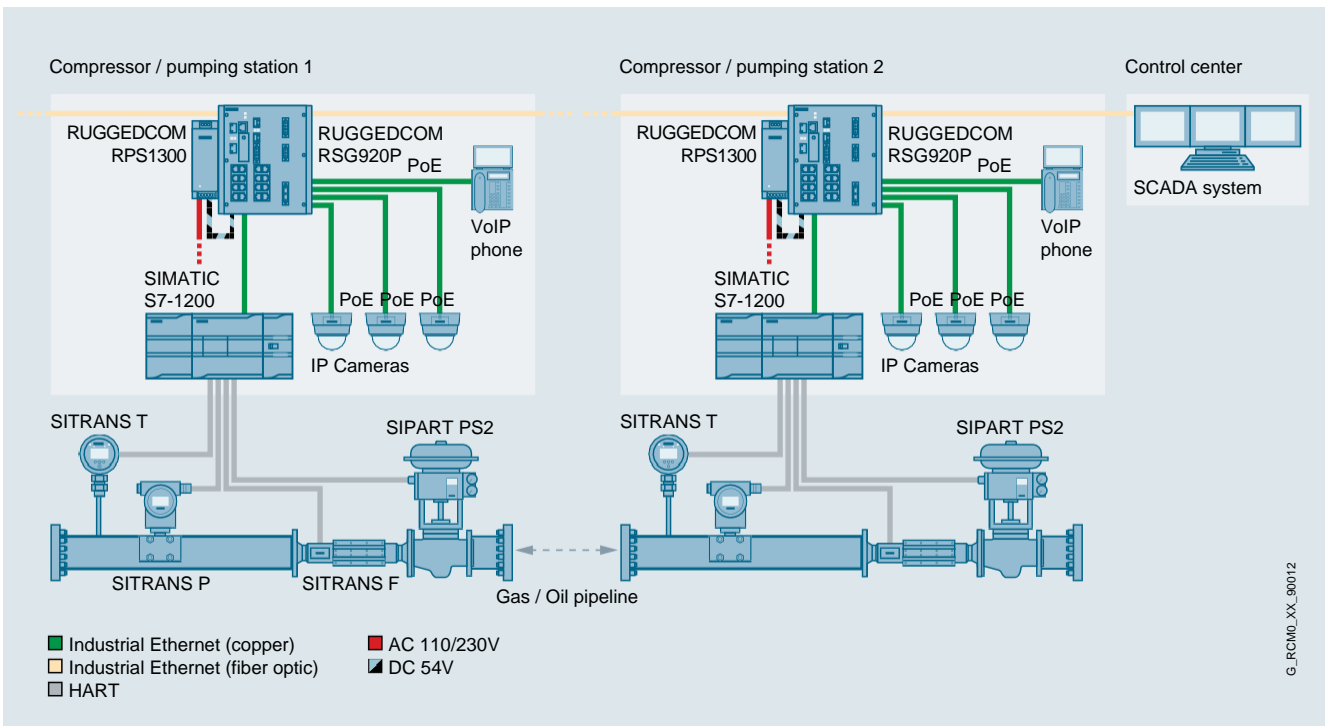
- RJ45: 16 x 10/100/1000BASE-T ports
- SFP: 4 x 100/1000 SFP ports

### Power-Over-Ethernet (PoE)

- 4 x 10/100/1000BASE-T ports
- Data and power over a single Ethernet cable
- Supports IEEE 802.3af, IEEE 802.3at
- 44-57 VDC (IEEE 802.3af), 50-57 (IEEE 802.3at)
- 30 W per port power output

### Power supply characteristics

- Support for various nominal voltages: 12 VDC, 24 VDC, 48 VDC, 120 VAC/VDC, 230 VAC/VDC
- 27 W maximum device power consumption
- CSA/UL 62368 safety approved to +85° C



The RUGGEDCOM RSG920P is ideal for the field level where growing demands for Ethernet connectivity exist.

# RUGGEDCOM RS940G



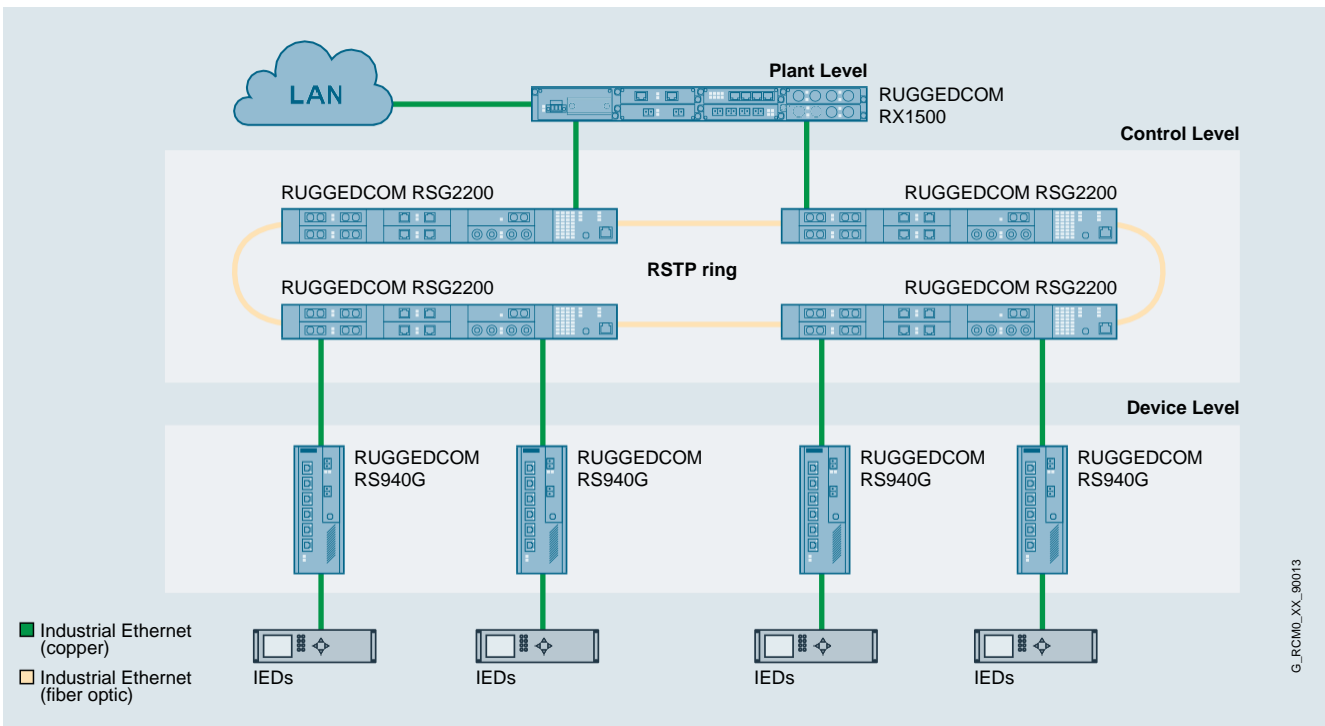
The RUGGEDCOM RS940G is a utility-grade, fully managed Ethernet switch, providing up to eight Gigabit Ethernet ports. Six 10/100/1000BASE-T triple speed copper ports are standard. An additional two Gigabit fiber or copper ports can be added.

### Ethernet ports

- 6 x 10/100/1000BASE-T triple-speed copper ports
- 2 optional copper or fiber Gigabit Ethernet ports
- Multiple fiber options (LC, SC, SFP pluggable optics)
- Long-haul optics allow Gigabit distances up to 70 km

### Universal power supply options

- Fully integrated power supply
- Universal high-voltage input: 120 VAC/VDC and 230 VAC/DC
- Dual low-voltage DC inputs: 12 VDC, 24 VDC, 48 VDC
- Terminal blocks for reliable, maintenance-free connections
- CSA/UL 62368 safety approved to +85 °C



The RUGGEDCOM RS940G can connect up to 8 devices with Gigabit speeds on the device level.

## Accessories

### RUGGEDCOM RPS1300



Providing up to 140 watts of DC power to support up to four 802.3at ports or eight 802.3af ports, the RUGGEDCOM RPS1300 serves as a power source for all RUGGEDCOM Power-over-Ethernet products.

Tested and certified to the NEMA TS-2 standard, the RUGGEDCOM RPS1300 provides the ideal solution to provide PoE power for RUGGEDCOM devices in harsh conditions such as those experienced in roadside traffic cabinets due to its operating temperature range of -40° C to +75° C.

The RUGGEDCOM RPS1300 can fully support four PoE ports on the RUGGEDCOM RSG920P and RUGGEDCOM RS900GP at 30W each or all eight PoE ports of the RS900GP at 15W each. Up to three RUGGEDCOM RPS1300 devices can be cascaded together to provide sufficient power for the RUGGEDCOM RST916P PoE switch. This makes it ideal for applications involving PoE devices such as PTZ cameras, VoIP phones, and Bluetooth/Wi-Fi enabled sensors.



With the RUGGEDCOM Selector you can transfer the order number to the Siemens Industry Mall and order your products.

To use the RUGGEDCOM Selector for the selection and configuration of RUGGEDCOM products, visit: [siemens.com/ruggedcom-selector](https://www.siemens.com/ruggedcom-selector)

For more information on wireless approvals, visit: [siemens.com/wireless-approvals](https://www.siemens.com/wireless-approvals)



#### FastConnect Cabling System

Stringent demands are placed on the installation of cables in an industrial environment. Siemens offers FastConnect, a system that fulfills all these requirements: on-site assembly - quick, easy and error-free. For more information, visit: [siemens.com/fastconnect](https://www.siemens.com/fastconnect)

For more information, please visit:  
[siemens.com/ruggedcom](http://siemens.com/ruggedcom)

Siemens AG  
Process Industries and Drives  
Process Automation  
Postfach 48 48  
90026 Nürnberg  
Germany

Siemens Canada Limited  
300 Applewood Crescent  
Concord, Ontario, L4K 5C7  
Canada

© Siemens AG 2021  
Subject to change without prior notice  
Article No. 6ZB5531-0AE02-0BA4  
W-FPN7Z-PD-PA218 / Dispo 26000  
BR 0421 2. PES 20 En  
Printed in Germany

## Security information

Siemens provides products and solutions with industrial security functions that support the secure operation of plants, systems, machines and networks.

In order to protect plants, systems, machines and networks against cyber threats, it is necessary to implement – and continuously maintain – a holistic, state-of-the-art industrial security concept. Siemens' products and solutions only form one element of such a concept.

Customer is responsible to prevent unauthorized access to its plants, systems, machines and networks. Systems, machines and components should only be connected to the enterprise network or the internet if and to the extent necessary and with appropriate security measures (e.g. use of firewalls and network segmentation) in place.

Additionally, Siemens' guidance on appropriate security measures should be taken into account. For more information about industrial security, please visit:  
[siemens.com/industrialsecurity](http://siemens.com/industrialsecurity)

Siemens' products and solutions undergo continuous development to make them more secure. Siemens strongly recommends to apply product updates as soon as available and to always use the latest product versions. Use of product versions that are no longer supported, and failure to apply latest updates may increase customer's exposure to cyber threats.

To stay informed about product updates, subscribe to the Siemens Industrial Security RSS Feed under:  
[siemens.com/industrialsecurity](http://siemens.com/industrialsecurity)

The information provided in this brochure contains descriptions or characteristics of performance which in case of actual use do not always apply as described or which may change as a result of further development of the products. An obligation to provide the respective characteristics shall only exist if expressly agreed in the terms of contract. Availability and technical specifications are subject to change without notice. All product designations may be trademarks or product names of Siemens AG or supplier companies whose use by third parties for their own purposes could violate the rights of the owners.

Scan this  
QR code  
for more  
information

