

**MB5201
Series**

**Compact 1-Port Industrial
Modbus TCP/RTU/ASCII Gateway, Field-Mount**

FEATURE



- 1 x software-selectable RS-232/485/422 port
- 1 x 10/100Mbps RJ45 Fast Ethernet port
- Supports TCP server/client, UDP, Virtual COM and Tunneling modes
- Modbus TCP/RTU/ASCII
- Configuration via Web Server page, Telnet Console, and Windows Utility
- Upgradable firmware via Ethernet from a remote-PC
- Rugged metal casing; industrial EMC protection
- Redundant dual DC power inputs for non-stop operation
- Optional DIN-Rail mounting

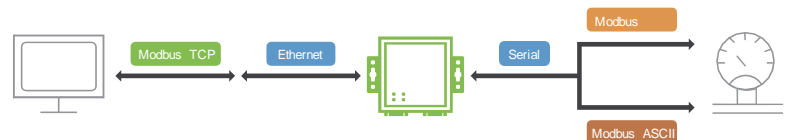
PRODUCT DESCRIPTION

Diverse Hardware Infrastructure

Modbus Gateway supports the four most commonly used communication standards, RS-232/485/422, and Ethernet. The ease-of-use configuration utility provided with Modbus Gateway can quickly select the hardware interface, and easily switch to the existing communication infrastructure. Industrial EMC protection and wide temperature operation capability make MB5201 ready for every mission.

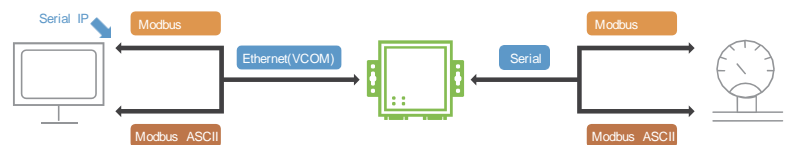
Switching between Modbus Protocols

Modbus Gateway supports the standard Modbus protocol and is capable of converting any Modbus protocols between Modbus TCP, Modbus RTU, and Modbus ASCII for all supported hardware interfaces.



Modbus ID Routing

Modbus Gateway supports various types of hardware communication interfaces, Modbus protocol conversion, and Modbus ID routing. Therefore the Modbus Gateway can integrate your existing and complex Modbus hardware configuration into a simple network that can be easily managed.



SPECIFICATIONS

Network Interface	
Ethernet Port	1x 10/100BASE-T(X) RJ-45
Compliance	IEEE 802.3 for 10BASE-T IEEE 802.3u for 100BASE-T(X)
Serial Interface	
Connector	9-Pin D-Sub9 connector(Male, -DB version) or 5-Pin Terminal block (-TB version)
Ports	1
Mode	RS-232/RS-485(2 and 4 wire)/RS-422, software selectable
Baud Rate	1200~230,400 bps (RS-485 4-wire allows up to 921,600 bps)
Parity	None, Odd, Even, Space, Mark
Data Bits	7,8
Stop Bits	1,2
Flow Control	None, Xon/Xoff, RTS/CTS (RS-232 only)
Power Characteristics	
Connector	3-Pin 5.08mm Lockable Terminal Block and DC Jack for redundancy
Input Voltage Power Consumption Power Redundancy	3-Pin 5.08mm Lockable Terminal Block: 9-30VDC; DC Jack 5VDC <9W Yes
Reverse Polarity Protection	Yes
Mechanicals	
Dimensions(W x D x H)	65mm x 78mm x 28mm (without wall-mount part) MB5201-TB: 88.5 x 78.3 x 27.8mm (with wall-mount part) MB5201-DB: 88.5 x 84 x 27.8mm (with wall-mount part and DB9 connector)
Installation	Wall-Mount or DIN-Rail (optional kit)
Reset Button	Yes
Weight	185g
Environmental Limits	
Operating Temperature	-40°C ~ 70°C (-40°F ~ 158°F)
Storage Temperature	-40°C ~ 85°C (-40°F ~ 185°F)
Ambient Relative Humidity	5 ~ 95% RH, (non-condensing)
Software	
Protocols	TCP, IPv4, UDP, DHCP Client, HTTP, HTTPS, Telnet, ARP, SNMPv1,v2c,v3
Configuration	Atop Management Utility, Web UI, Telnet, CLI
VirtualCOM	Windows/Linux redirection software
Modbus	TCP/RTU/ASCII

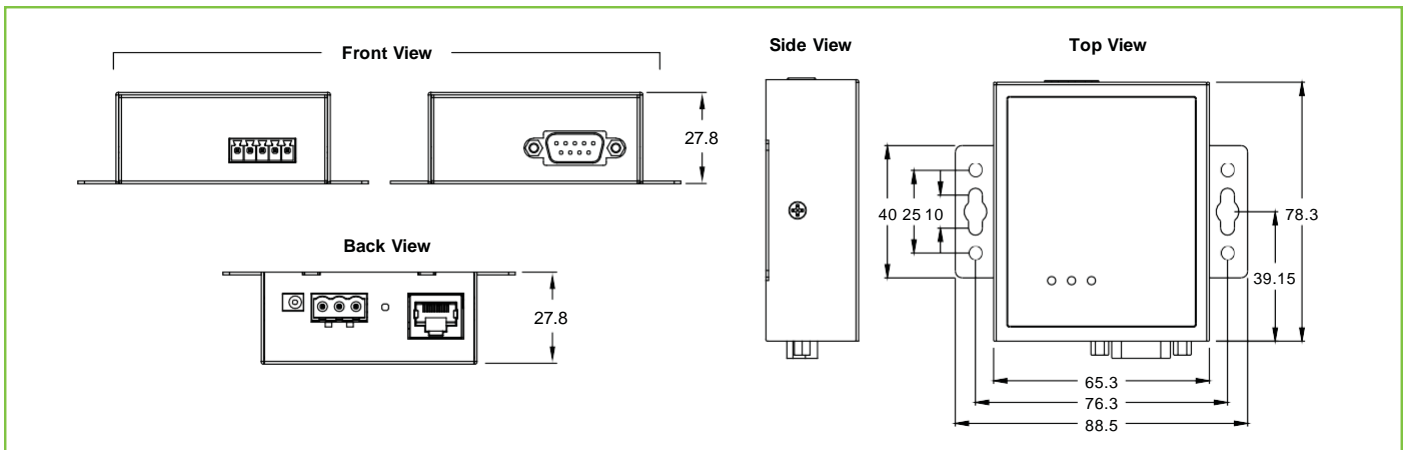
TCP Client	Single destination or VirtualCOM
TCP Server	4 Connections; VirtualCOM or reverse Telnet
UDP	Up to 4 Ranges IP

REGULATORY APPROVALS

Approvals

Safety	EN 60950-1 / EN62368-1			
EMC	FCC Part 15, Subpart B, Class A EN 55032, EN61000-6-4 EN 61000-3-2 EN 61000-3-3 EN 55024, EN61000-6-2			
Test	Item		Value	Level
IEC 61000-4-2	ESD	Contact Discharge	±4KV	3
		Air Discharge	±8KV	3
IEC 61000-4-3	RS	80-1000MHz	10(V/m)	3
IEC 61000-4-4	EFT	AC Power Port	±2.0KV	3
		DC Power Port	±1.0KV	3
		Signal Port	±1.0KV	3
IEC 61000-4-5	Surge	AC Power Port	Line-to Line±1.0KV	3
		AC Power Port	Line-to Earth±2.0KV	3
		Signal Port	Line-to Earth±1.0KV	3
IEC 61000-4-6	CS	0.15-80MHz	10 Vrms	3
IEC 61000-4-8	PFMF	Enclosure	10A/m	3
IEC 61000-4-11	DIP	AC Power Port	1. >95%,Reduction,0.5period 2. 30%, Reduction,25 period 3. >95%,Reduction,250 period	-
Shock	MIL-STD-810F Method 516.5			
Drop	MIL-STD-810F Method 516.5			
Vibration	MIL-STD-810F Method 514.5 C-1 & C-2			
RoHS	Yes			
MTBF	25.29 years according to MIL-HDBK-217F, 25 degrees C			
Warranty	5 years			

DIMENSIONS & LAYOUT



ORDERING INFORMATION

Ordering Information

Model Name	Part Number	Description
MB5201-DB	1P1MB520100001G	1-Port Modbus TCP/RTU Gateway, industrial EMC protection, RS-232/422/485, DB9(M)
MB5201-TB	1P1MB520100002G	1-Port Modbus TCP/RTU Gateway, industrial EMC protection, RS-232/422/485, Terminal Block

Optional Accessories

Model Name	Part Number	Description
UN315-1212 (US-Y)	50500151120003G	Y-Type power adapter, 100~240VAC input, 1.25A @12VDC output, US plug
UNE315-1212 (EU-Y)	50500151120013G	Y-Type power adapter, 100~240VAC input, 1.25A @12VDC output, EU plug
UV305-0510(US-DC)	50500051500003G	DC jack (3.5/1.35/7.5 mm) power adapter, 100~240VAC input, 1.0A @ 5 VDC output, US plug, LV6
UVE305-0510 (EU-DC)	50500051500013G	DC jack (3.5/1.35/7.5 mm) power adapter, 100~240VAC input, 1.0A @ 5 VDC output, EU plug, LV6
UVE305-0510(UK-DC)	50500051500023G	DC jack (3.5/1.35/7.5 mm) power adapter, 100~240VAC input, 1.0A @ 5 VDC output, UK plug, LV6
ADP-DB9(F)-TB5	59906231G	Female DB9 to Female 3.81mm TB5 Converter
ADP-DB9(M)-DB9(F)	59901411G	SE_MB52XX DB9 Pin assignment to SE_MB50XX DB9 Pin assignment
DK-25	30200000000022G	Plastic DIN Rail Kit

Industrial Communication Products Ltd

Tel: +44(0) 203 086 9569

Web: www.industrialcomms.com

Email: sales@industrialcomms.com