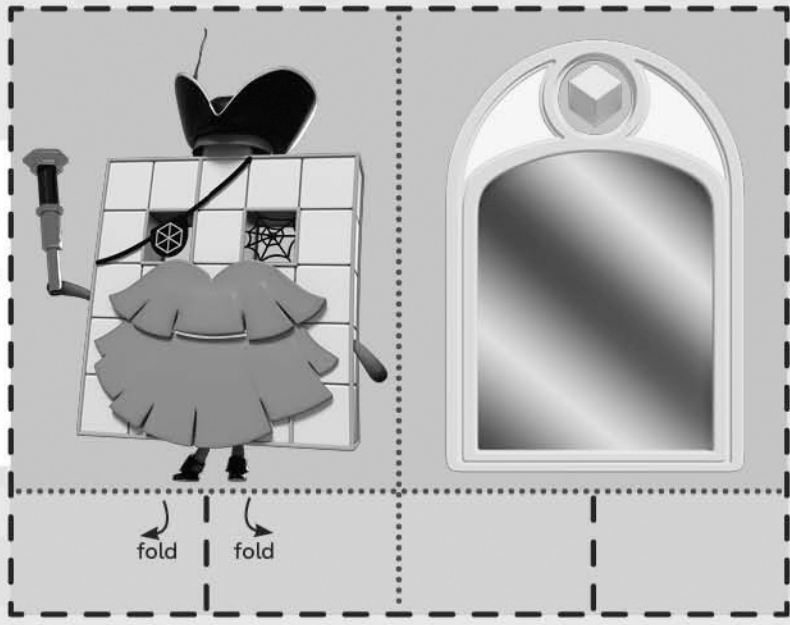


# 'Hex' marks the spot!




Play the game on page 18 to reach Captain Hexbeard's treasure!

middle piece




counter



Ask your grown-up to help with the cutting out!

treasure keys



1 Snip out the treasure keys and place the keys on the matching spaces on the game board on page 18.

2 Cut out the middle piece, fold along the dotted lines and glue together. Stand it in the middle like this.

3 Snip out your counter. Pop it on any white space on the board. Roll a dice to move it around, trying to land on treasure keys.

4 Some spaces will ask you to build Numberblocks from your gift!

5 Once you have all 6 treasure keys, turn the middle piece around to show your treasure!

