


There are
3 ways to
play!


10 spotty ladybirds

A counting game for little learners!




Grown-ups! Snip out the sets of ladybirds below, then let your child pick a game to play from one of the following sheets.

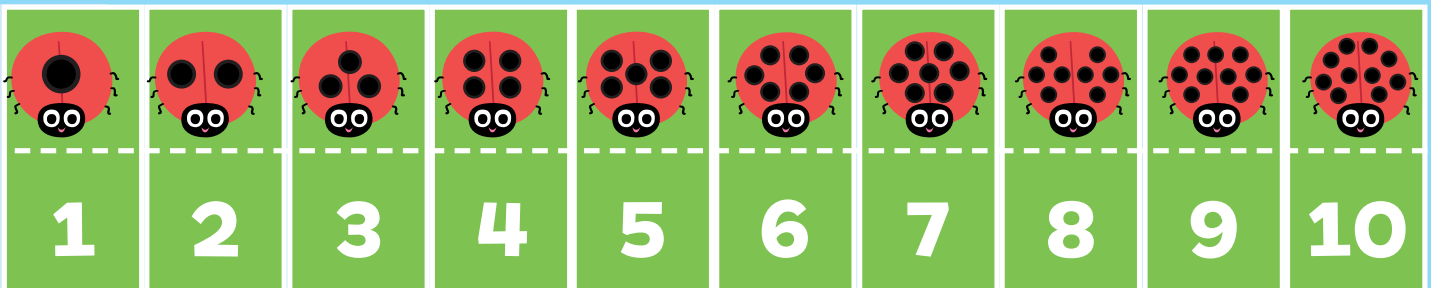
Player 1



Player 2



Number Tiles







10 spotty ladybirds Leaf landing

What you need:

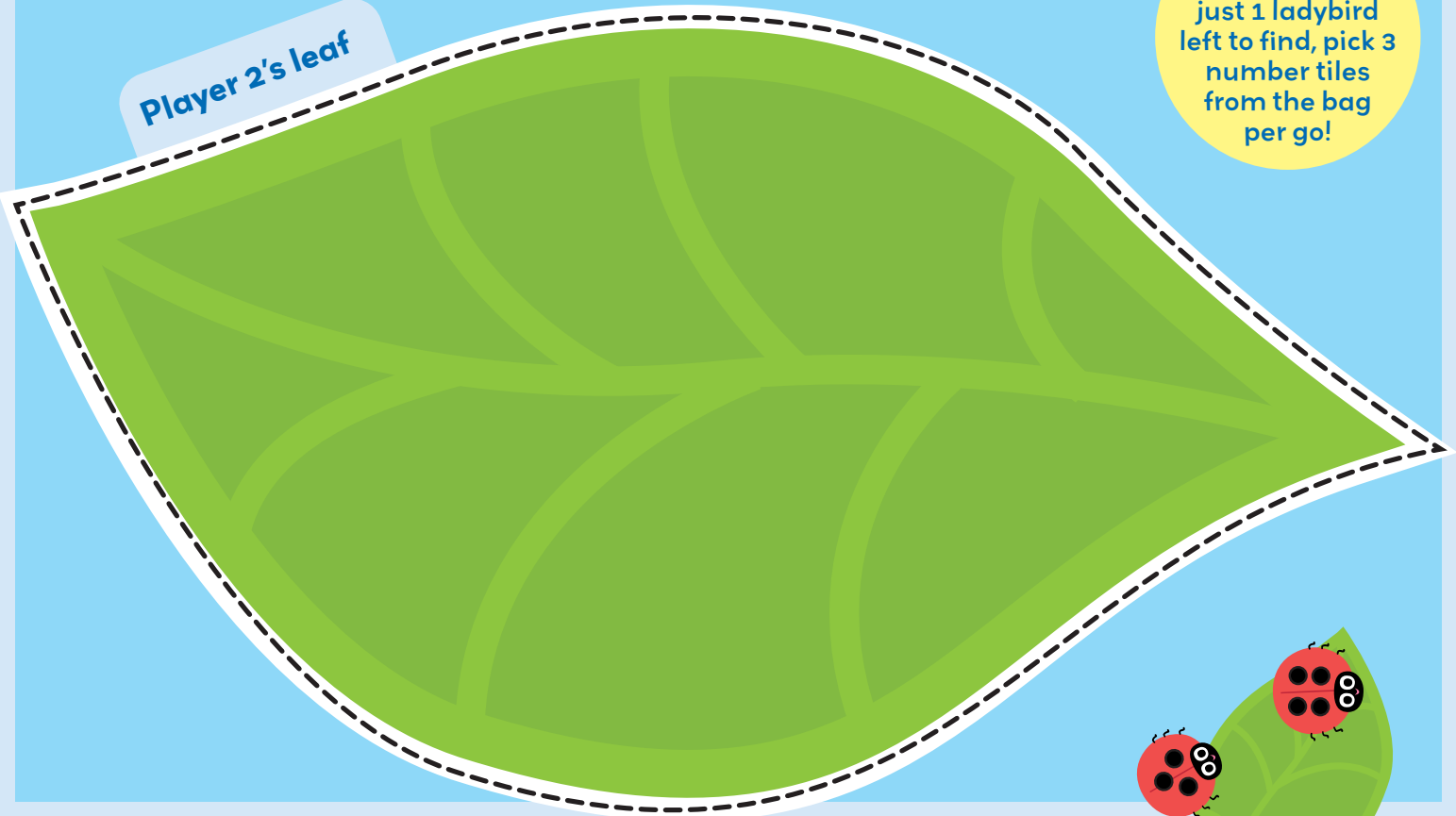
- The Ladybirds and 10 number tiles from Sheet 1.
- The leaves below.
- Plus, a bag (or bowl).

How to play:

1. Each take a set of ladybirds 1-10. Fold the tiles closed and jumble them up in the bag.
2. Take turns picking a number tile from the bag. Pop the ladybird with the matching number of spots on your leaf. Return the tile to the bag.
3. The first player to land all 10 ladybirds on their leaf is the winner!



Player 2's leaf



Idea:

When you have just 1 ladybird left to find, pick 3 number tiles from the bag per go!

