



**PCMK 60% MECHANICAL KEYBOARD
KEY GUIDE**

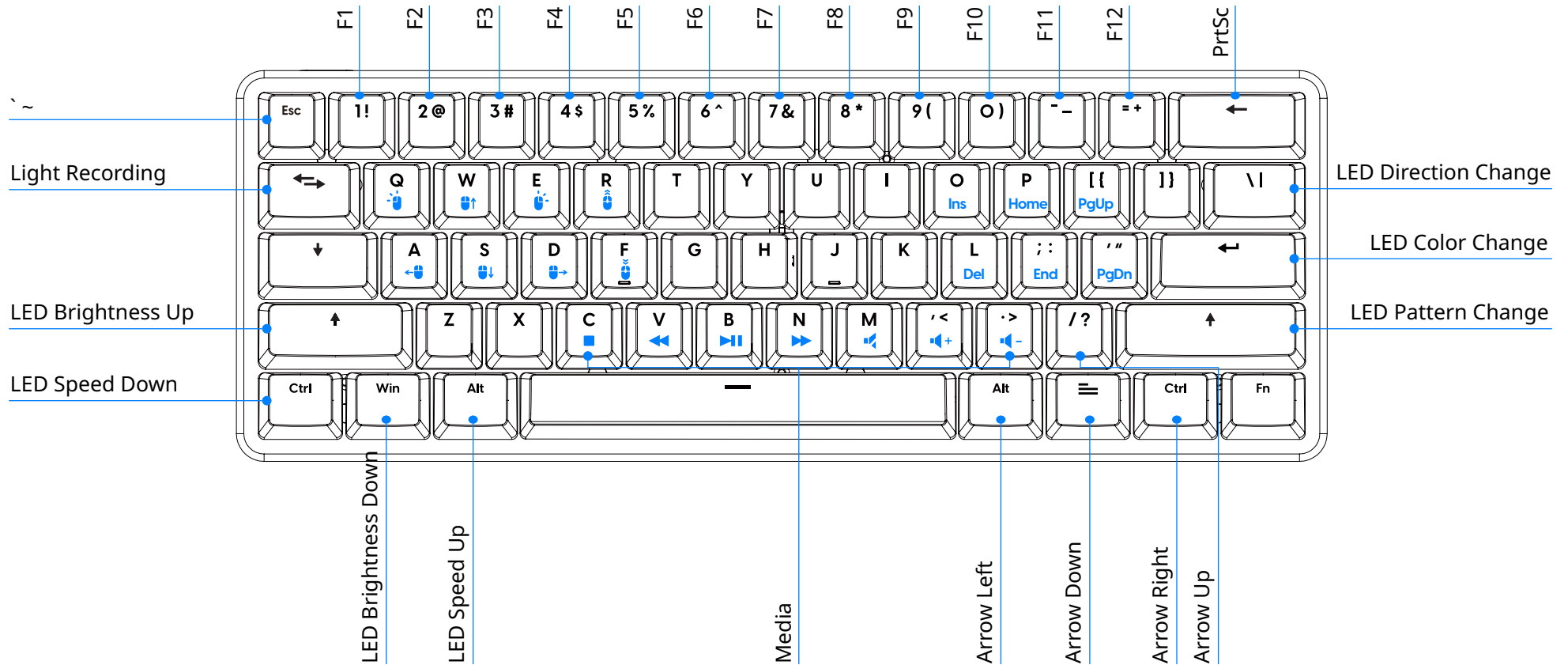
60% ANSI





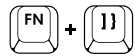
ENGLISH.....	3
한국어.....	5
日本語.....	7

Press + "Key"



Reset (FN+ESC Press long)

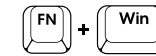
LED Control



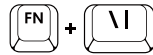
LED pattern change



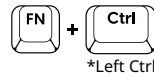
LED brightness up



LED brightness down



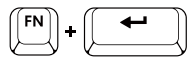
LED direction change



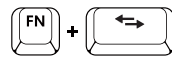
LED speed down



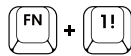
LED speed up



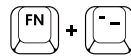
LED color change



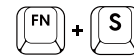
LED light recording



F1



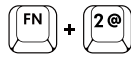
F11



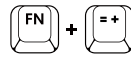
Move backward



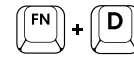
Media rewind



F2



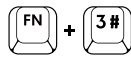
F12



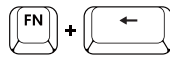
Move right



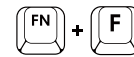
Play/Pause



F3



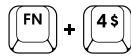
PrtSc



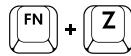
Wheel scroll down



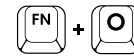
Media forward



F4



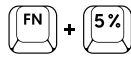
LED 1



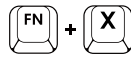
INS



Volume mute



F5



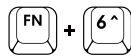
LED 2



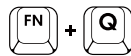
HOME



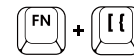
Volume down



F6



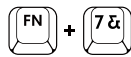
Mouse left click



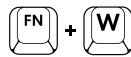
PgUp



Volume up



F7



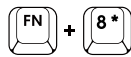
Mouse forward



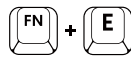
Del



Arrow up



F8



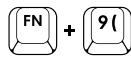
Mouse right click



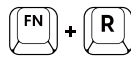
End



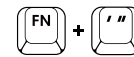
Arrow left



F9



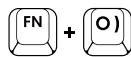
Wheel scroll up



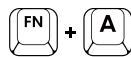
PgDn



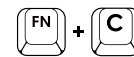
Arrow down



F10



Move left

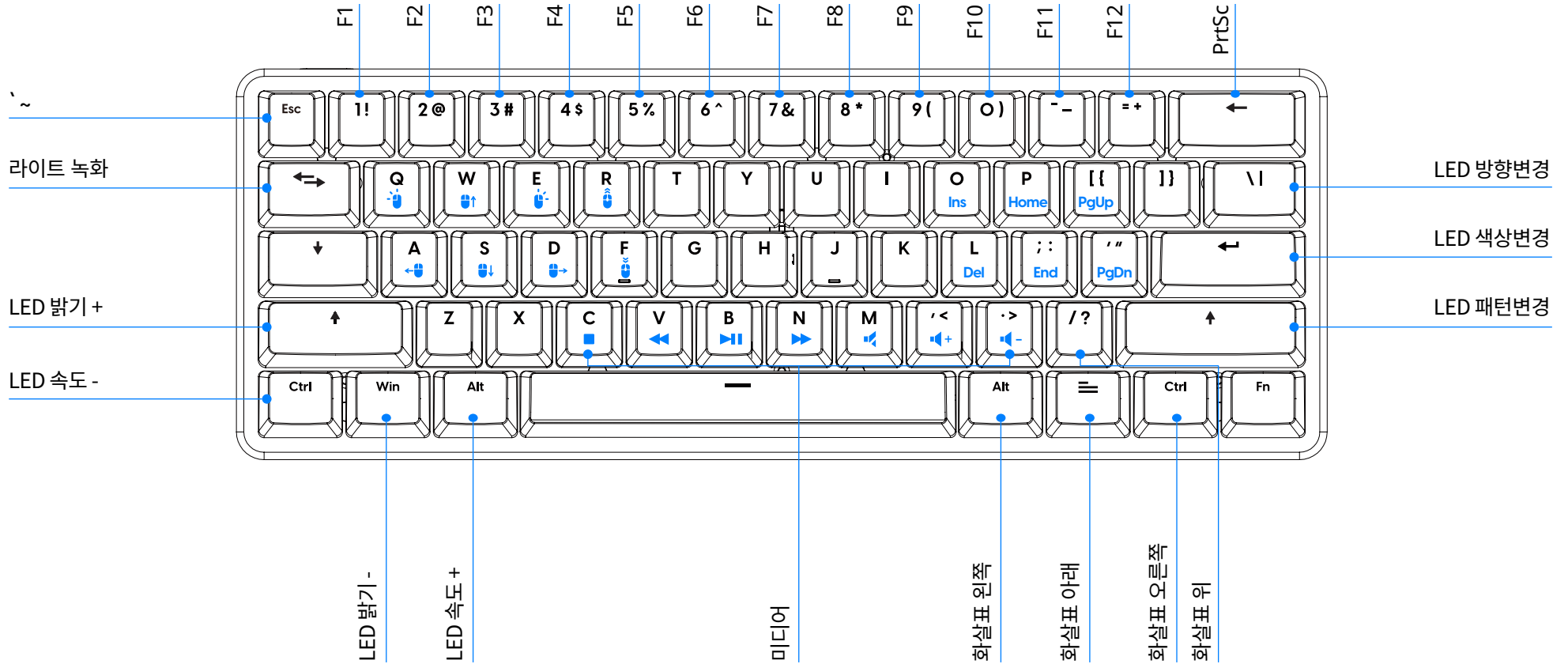


Stop



Arrow right

Press + "Key"



리셋 (FN+ESC를 길게 눌러 주십시오)

LED 컨트롤

LED 패턴변경

LED 방향변경

LED 색상변경

LED 밝기 +
*왼쪽 Shift

LED 스피드 -
*왼쪽 Ctrl

LED 라이트 녹화

LED 밝기 -

LED 스피드 +
*왼쪽 Alt

F1

F11

뒤로 이동

이전 트랙

F2

F12

오른쪽으로 이동

재생 / 일시정지

F3

PrtSc

스크롤다운

다음 트랙

F4

LED 1

INS

음소거

F5

LED 2

HOME

볼륨 -

F6

마우스 왼쪽 클릭

PgUp

볼륨 +

F7

앞으로 이동

Del

화살표 위

F8

마우스 오른쪽 클릭

End

화살표 왼쪽
*오른쪽 Alt

F9

스크롤업

PgDn

화살표 아래

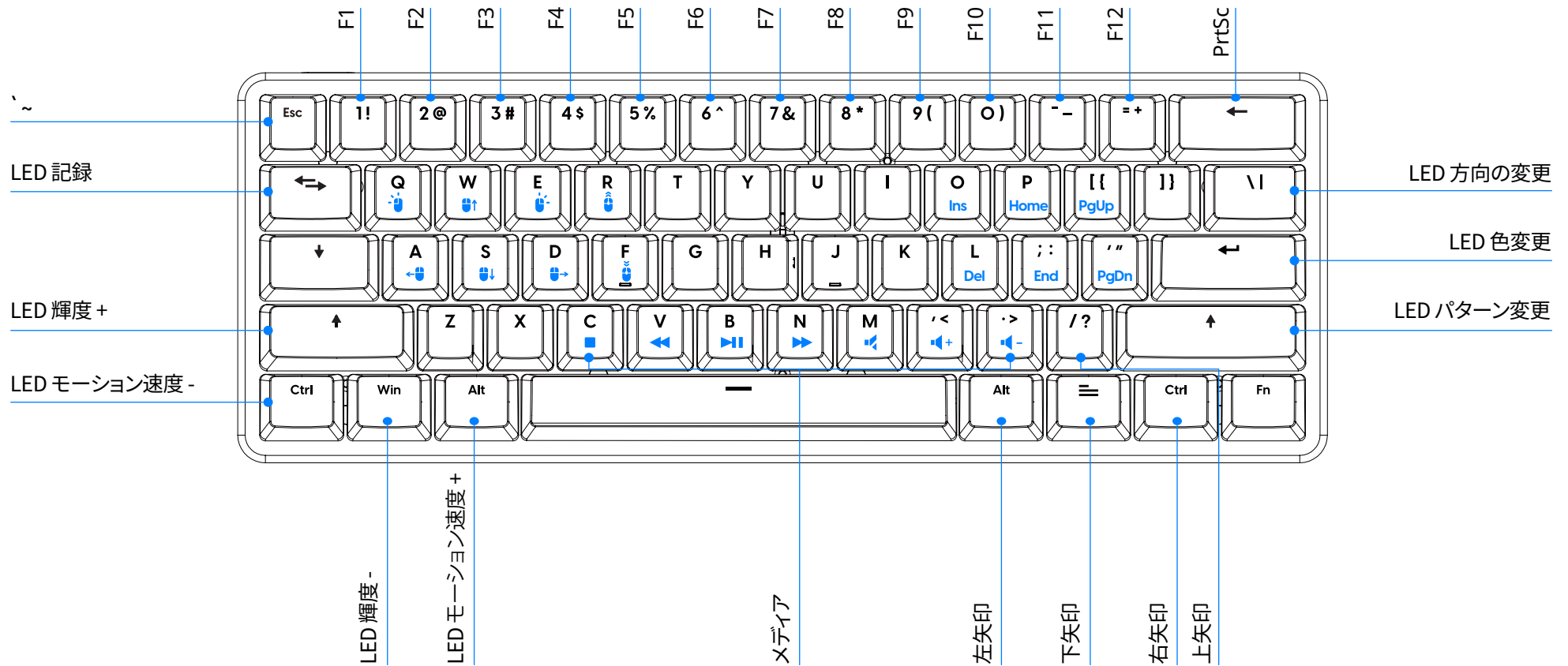
F10

왼쪽으로 이동

정지

화살표 오른쪽
*오른쪽 Ctrl



Press + "Key"



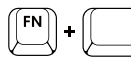

リセット (FN+ESCを押し続けてください)

LED コントロール

 +  LED パターン変更

 +  LED 方向の変更

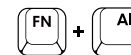

 +  LED 色変更

 +  LED 輝度 +
*左 Shift

 +  LED モーション速度 -
*左 Ctrl

 +  LED 記録

 +  LED 輝度 -

 +  LED モーション速度 +
*左 Alt

 +  F1

 +  F11

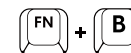

 +  戻る

 +  前のトラック


 +  F2



 +  F12



 +  右に移動

 +  再生/一時停止

 +  F3

 +  PrtSc

 +  スクロールダウン

 +  次のトラック

 +  F4

 +  LED 1


 +  INS

 +  ミュート

 +  F5

 +  LED 2



 +  HOME


 +  ボリューム -

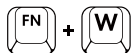

 +  F6

 +  マウスの左クリック

 +  PgUp

 +  ボリューム +

 +  F7

 +  前方に移動

 +  Del

 +  上矢印

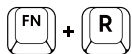

 +  F8

 +  マウスの右クリック

 +  End

 +  左矢印
*右 Alt


 +  F9

 +  スクロール上

 +  PgDn

 +  下矢印

 +  F10

 +  左に移動

 +  停止

 +  右矢印
*右 Ctrl

NEED ANY HELP?

Thanks for choosing Pulsar.
If you have any questions or comments,
please do not hesitate to contact us.

US/International: support@pulsar.gg
대한민국: support@pulsargg.kr
日本: support@pulsargg.jp