

Join the Fun



On March 2nd, let's get every child reading. We're making the entire Vooks library FREE for 48 hrs! Spread the word and help us inspire a love of reading!

Why Vooks for Reading?

Words make a difference. Children who are exposed to rich and robust language experiences enter school with essential language skills needed to be successful readers.

What You'll Find on the Platform

Along with access to our library of titles, we have FREE resources and activities to enhance your child's reading experience.

How to Subscribe

In addition to our free 48 hrs during **Read Along with Vooks**, you can also try Vooks free for 30 days by going to vooks.com. As a thank you to all of the incredible teachers, we offer a one year free subscription at vooks.com/pages/teacher-appreciation.

Where Can I Watch Vooks?

On March 2nd, you can watch 48 hrs of FREE Vooks titles at vooks.com.

ON THE WEB ↘



Where are the Activities & Resources?

Resources and activities (like this one) for many of our titles can be found at vooks.com/resources.

Pause & Ponder

One example of an activity in our resources is the Pause & Ponder which helps children with comprehension and engagement.




We Love to be Social

Follow us on social for updates, special events, and more!



Color Along With Us

**READ
ALONG**
WITH **VOOKS**





Tell Us A Story




It's your turn to write a story that you would like to see on Vooks.
Share your story by drawing pictures and writing about it below.









Reading Opens New Worlds

Reading helps us learn about new places, people, foods, animals, and more. Find the six little books that are hidden in the picture below, color them in, and check them off as you go.




- 
- 
- 
- 
- 
- 

Creating Connection



Reading helps us connect with other people. Use this activity based on *And the People Stayed Home* to write special messages to each neighbor.



You're the Hero!

Draw yourself on the cover of the book and give your story a title.


A large, hand-drawn style illustration of a book cover. The book is oriented vertically. The spine is on the left, showing several horizontal lines representing the binding. The cover is a large rectangle with a dark blue outline. Inside the cover, there are two horizontal lines. The top line is followed by the text 'Title of your story'. The bottom line is followed by the text 'Your name'. On the left side of the cover, below the top line, is the text 'BY'. In the bottom right corner of the cover, there is a circular seal with a scalloped edge. Inside the seal, the text 'VOOKS' is at the top, 'AWARD' is in the middle in a larger, stylized font, and 'WINNER' is at the bottom. The entire book illustration has a soft grey drop shadow.

Make an Animation



Animations are created from a sequence of pictures. Create a flipbook animation of a ball bouncing with the pictures below.

1. Cut out all of the rectangles.
2. Place them in a stack in numerical order with 1 on top and 15 on the bottom.
3. Staple/tape the left side of the stack together.
4. Hold the bound side of the book in your left hand and flip the pages quickly with your right to see the ball bounce!



Make a Reading List



There are many titles available on Vooks, during our **Read Along with Vooks** celebration, we'll be referring to the following Vooks titles. Make a list of the ten titles you're most interested in.

- *Little Sock*
- *The Little i Who Lost His Dot*
- *Where Are You?*
- *Slumberkins: Hammerhead*
- *Fourteen Animals That Are Definitely Not an Octopus*
- *Allegro*
- *Alphatrain*
- *Color Train*
- *Gossie & Gertie*
- *Let's Be Friends*
- *Little Grey Donkey*
- *Nom Nom Colors*
- *Unicorn (and Horse)*
- *What Do You do with a Tale Like This?*
- *I See a Kookaburra!*
- *Road Less Traveled*
- *Slumberkins: Big Foot*
- *Smellyphant*
- *Nita's First Signs*
- *Cinderella*
- *Nom Nom Shapes*
- *Wangari's Trees of Peace*
- *And The People Stayed Home*
- *Everyone is Someone*
- *The Thing About Bees*
- *I'll Love You For Always*
- *Made for Me*

My Reading List

1 _____

2 _____

3 _____

4 _____

5 _____

6 _____

7 _____

8 _____


9 _____

10 _____

Vooks Titles in Class



Draw your favorite Vooks title on the screen or cut out one of the three we have provided at the bottom of the page and paste it to the screen.



We watched _____ in class!

I liked it because _____

