

Let's get every child reading!



The end of March may mark the end of National Reading Month, but let's keep spreading the joy of reading!

Our purpose in creating these resources is to help parents and teachers extend the learning beyond each storybook. The joy of reading begins when a child connects with the text. Each activity is created to engage and excite the child about learning as they build foundational reading skills.

We hope that many children were able to read and enjoy the titles on Vooks during National Reading Month. Thank you for joining us in sharing the activities and participating in our Facebook Live events. You can explore the entire Vooks library of resources and activities with a Vooks subscription. Learn more at [Vooks.com](https://vooks.com)!

WE'RE GOING LIVE
ON FACEBOOK!



RSVP & learn more at
vooks.com/readalong

Theme for March 22–26

Celebrating Our Differences



Where Are You? teaches us to appreciate our differences and always be there to help each other.

In this resource you'll find:

- Special activities for this week's theme.
- Read along activity for *Where Are You?* to complete together live on Facebook **Friday, March 26, 10:00am (PST)**.
- Additional activities for titles that center on celebrating our differences to use all week long: *Nita's First Sign*; *Cinderella*; *Nom Nom Shapes*; *Wangari's Trees of Peace*; and *100 First Word* series.
- One-page take home sheets to extend the learning at home.

Join us to share stories, spread joy, and spark creativity!

Color Along With Us

**READ
ALONG**
WITH **VOOKS**



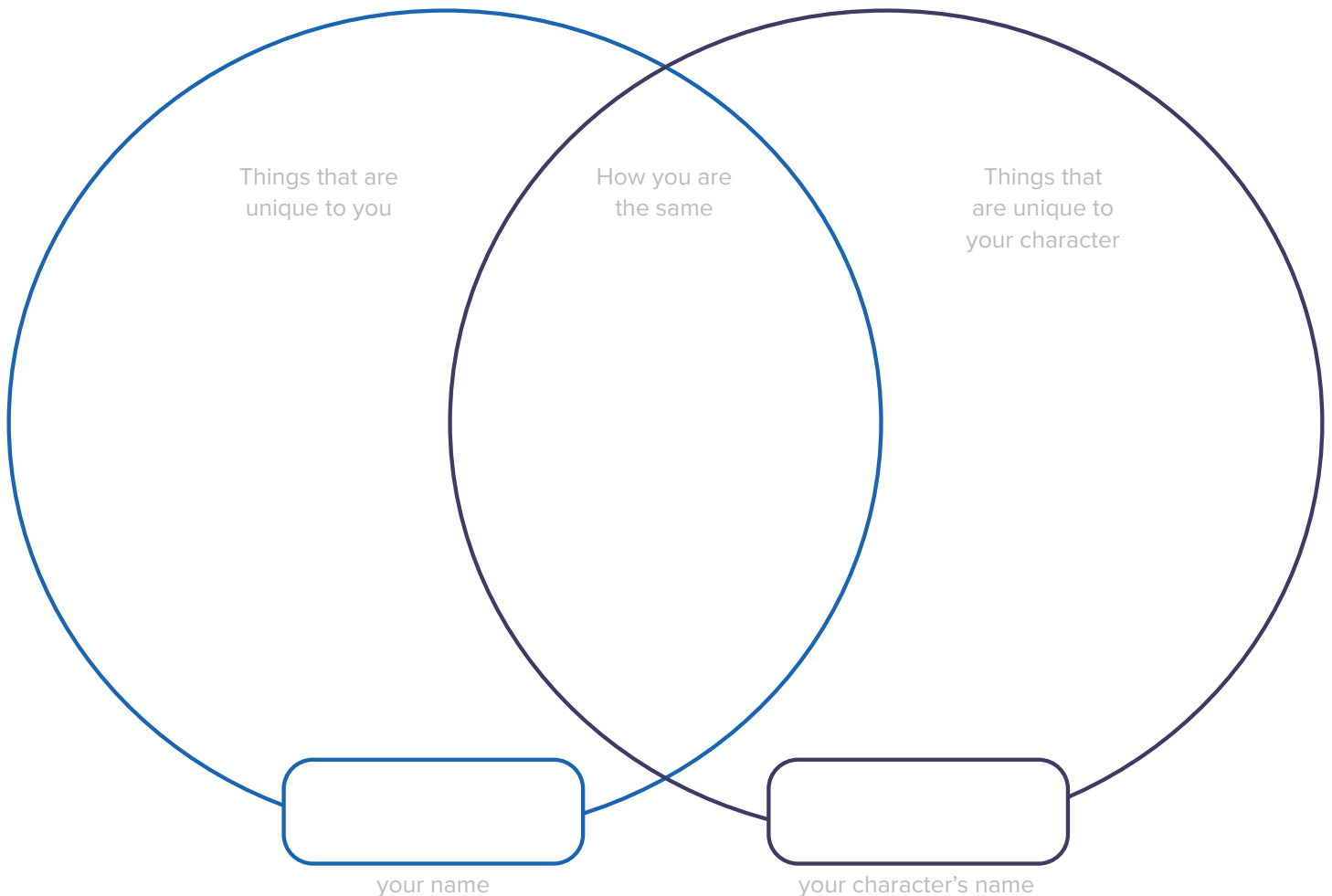
Celebrating Differences

Celebrating differences means accepting and being proud of what makes you unique. It also means celebrating and accepting the unique differences of others as well. What makes you unique? Share it below.



After you have watched the *Celebrating Differences* theme titles, choose one character from the stories and share how you are different from them and how you are alike.

- Iz
- Norb
- Cinderella
- Nita
- Little Artist
- Little Geek
- Little Genius
- Wangari



Spend time with the author, Jonathan Sundy



Jonathan Sundy is the Creative Director of Original Content for Vooks. He graduated from the University of Notre Dame with degrees in Industrial Design and Computer Applications. After working in Product Design for 9 years, Jonathan switched careers to become an illustrator. He's illustrated 10+ children's book and designed characters for Google, Facebook and Amazon.

In 2016, Jonathan founded Jolly Good Gang, a company devoted to bringing more joy and silliness into the world through art prints and gifts. Jonathan now collaborates with other writers, artists and animators to create original stories for Vooks. He lives in Bend, OR with his wife, baby and dog.

Ask Jonathan

The FaceBook Live event on March 26, is an interview with Jonathan Sundy, the author and illustrator of the featured title, *Where Are You?* In preparation for the interview, view the title, *Where Are You?* and read through the author's biography. Ask the children to think of three questions that they would like Jonathan Sundy to answer. We will do our best to address as many questions as possible during our time together on March 26.

1

2

3

We're going Live with Jonathan on Facebook!

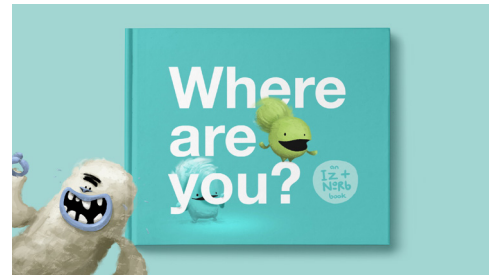


Join us for an interview and Q & A on Facebook
Friday, March 26, 10:00am (PST).

RSVP and learn more at
vooks.com/readalong.

Find Iz and Norb

Iz and Norb are each hidden 3 times in the picture below.
Find them and color them in as you go.



Goes with *Where Are You?*



ASL Alphabet

Goes with
*Nita's First
Signs*



Cinderella Puppets

Goes with
Cinderella



Materials

- Scissors
- Coloring Utensils
- Popsicle/Wooden Craft Sticks (3)
- Glue

Instructions

1. Cut out and color the 3 Cinderella puppet templates.
2. Glue one popsicle/ wooden craft stick to the back of each puppet.
3. Retell the story of Cinderella with a puppet show.



Shape Character

Choose your 3 favorite shapes from the Shape Bank, draw them in the space provided and then share what you like about the 3 shapes.




Goes with *Nom Nom Shapes*


Shape Bank



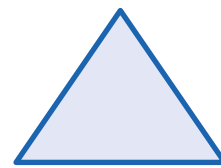
Square



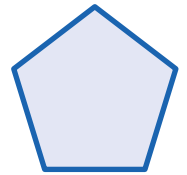
Circle



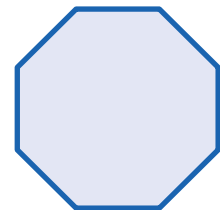
Rectangle




Triangle



Pentagon




Octagon



Parallelogram

Book Chat

Wangari Maathai is a young woman who saw deforestation turn the lush lands of Kenya into a barren desert. As a young girl growing up in Kenya, Wangari was surrounded by trees. But years later when she returns home, she is shocked to see whole forests being cut down, and she knows that soon all the trees will be destroyed. So Wangari decides to do something—and starts by planting nine seedlings in her own backyard and convinces the women around her to do the same. And as they grow, so do her plans, by 2004, 30 million trees had been planted.



Goes with *Wangari's Trees of Peace*

What is *Wangari's Trees of Peace* about?

How did Wangari make her home a better place?

How can you make your home a better place?

Wangari said, "It's the little things that citizens do. That's what will make the difference." What do you think she meant?

What are some of the facts you learned from *Wangari's Trees of Peace*?

Word Search

Find the words from the *100 First Words* series word bank in the word search below.

The word can be positioned in all directions, written from left to right, from right to left, horizontally, vertically, and diagonally, but is always on one straight line.



Goes with *100 First Words Series*

Word Bank

- APOCALYPSE
- ARRAY
- ART HORSE
- ARTISTS
- BEAKER
- BLACK HOLE
- BRUSHES
- CAMERA
- CAPACITOR
- DRAGON
- ERASER
- INERTIA
- MITOCHONDRIA
- PENCILS
- PI
- PLASMA
- PORTFOLIO
- REBEL
- RELATIVITY
- RING
- ROBOT
- SAI
- SKETCH BOOK
- SMOCK
- SONNET
- TINT
- TRANSCEND
- WIZARD


S A X Z N S H X S G J A X U H B G R R D
R L R D C O I N E R T I A O H T V I F A
O N Q E L Q P T H C W X R F F M N U L X
A R Q E M S K S S E P S J O U G Z J I T
P Q O R V A L T U O E A L K W X O I X E
K T K N X A C S R B O O K I R Z H F P N
R E S A R E O T B A C A P A C I T O R N
L E B E R M F R Z J T S Q Z T N E L A O
A I R D N O H C O T I M A O I C E M P S
H J K E L N A O I I N J B I G K S P O H
X A D I L R A R V A T O L S T A H E C E
Y W O N E A R H T E R E A T L W I T A X
K J W K E B T I F I R E C P A W E I L P
I W A L K C O I T Y S B K N V K R S Y R
G E D H A Y S A V D R T O E S W O T P E
B K R E R R O N R I C B S A I N U S S S
V V A Q I L R O A D T J T Q R A B S E S
E K Z D I Q Z A G R L Y I T Z D Z T J B
V W I S Q F F M Y R T Y H E U F A C Q H
V M W D R A G O N H X Q L Q J K C O M S

Where Are You?

Meet Iz and Norb. They're cute, they're fun, and they're best friends! These silly friends love to play and go on adventures, racing to see who can get in the silliest situation. But, sometimes play is more than just fun and games. When Iz takes things a bit too far and bumps her head, Norb helps her get back on her feet and push past her fears.

Drawing and Writing

Draw a picture of a time when you boosted someone who was feeling down.



Mini Book Chat

Have you ever been discouraged and felt afraid?

What made you feel that way?

Did someone help you overcome those feelings? What did they do?

Nita's First Signs

Nita's First Signs teaches ten essential signs for every teacher, parent, and child to know, including *eat, more, hungry, milk, all done, ball, play, love, please, and thank you*. A simple story about Nita and her parents teaches each sign in context, and repetition throughout the story makes the signs easy to practice.

 **Coloring Sheet**



 **Mini-Book Chat**

Why do people use sign language?

Did you learn any words that you can sign?

Cinderella

Cinderella is a retelling of a true classic, where a young woman learns that sometimes those who have nothing, actually have the most to offer.

 **Coloring Sheet**



 **Nouns and Adjectives**

Nouns are words that are a person, place, or thing. An adjective describes a noun. There were many nouns and adjectives used in *Cinderella*. **Circle the nouns red and adjectives blue.**

DULL SOAKED DINGY SLIPPERS
 SOFT DUSTY SHINY CINDERELLA
 COSTUME TIARA PRINCE
 SMELLY SHOES DRESS HANDKERCHIEF
 HAT SAD BOY SOCKS HANDSOME
 TWINKLING

Wangari's Trees of Peace

Wangari Maathai is a young woman who saw deforestation turn the lush lands of Kenya into a barren desert. As a young girl growing up in Kenya, Wangari was surrounded by trees. But years later when she returns home, she is shocked to see whole forests being cut down, and she knows that soon all the trees will be destroyed. So Wangari decides to do something—and starts by planting nine seedlings in her own backyard and convinces the women around her to do the same. And as they grow, so do her plans, by 2004, 30 million trees had been planted.

 **Coloring Sheet**



 **Pause & Ponder**

Pause at the indicated time stamps and discuss the story

0:22

An umbrella is something used for protection from the sun and rain. How are the trees like an umbrella?

1:54

How does the author help us to see how Wangari's home in Kenya is different when she returns from America?

1:14

How is Wangari feeling? What clues did you use to answer the question?

2:31

What is changing? How do you know?

Nom Nom Shapes

Children will enjoy learning their shapes with the help and encouragement of adorable food characters—round cookies, square waffles, and triangle pie slices to name a few—found throughout *Nom Nom Shapes*.

 **Connecting Activity**


1. Draw the shape above its name.
2. Match the name of the shape with the food it looks like.
3. Draw a line to connect the two.
4. Color the foods.




Square



Triangle







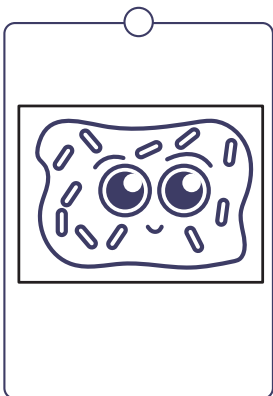
Oval



Circle



Rectangle



 **Mini Book Chat**

What are some foods that can be different shapes?

What is your favorite breakfast food?

100 First Words for Little Artists


100 First Words for Little Artists is the perfect arts-based language primer for budding artistic prodigies! Creative children will love repeating all the fun terms from across the visual arts spectrum. Fun, colorful, and informative, *100 First Words for Little Artists* is sure to foster creativity and a love of the arts.

 **Coloring Sheet**

Color all the artist items and write the vocabulary words from the word bank underneath each item.

Word Bank

- | | |
|-------------------------------------|--|
| <input type="checkbox"/> Still life | <input type="checkbox"/> Manikin |
| <input type="checkbox"/> Sketchbook | <input type="checkbox"/> Pottery wheel |
| <input type="checkbox"/> Smock | <input type="checkbox"/> Film |
| <input type="checkbox"/> Eraser | <input type="checkbox"/> Camera |




 **Drawing and Writing**

Pablo Picasso said, “Every Child is an Artist.” It is your turn to share your art by creating a masterpiece and finishing the sentence below.

_____ (your name)

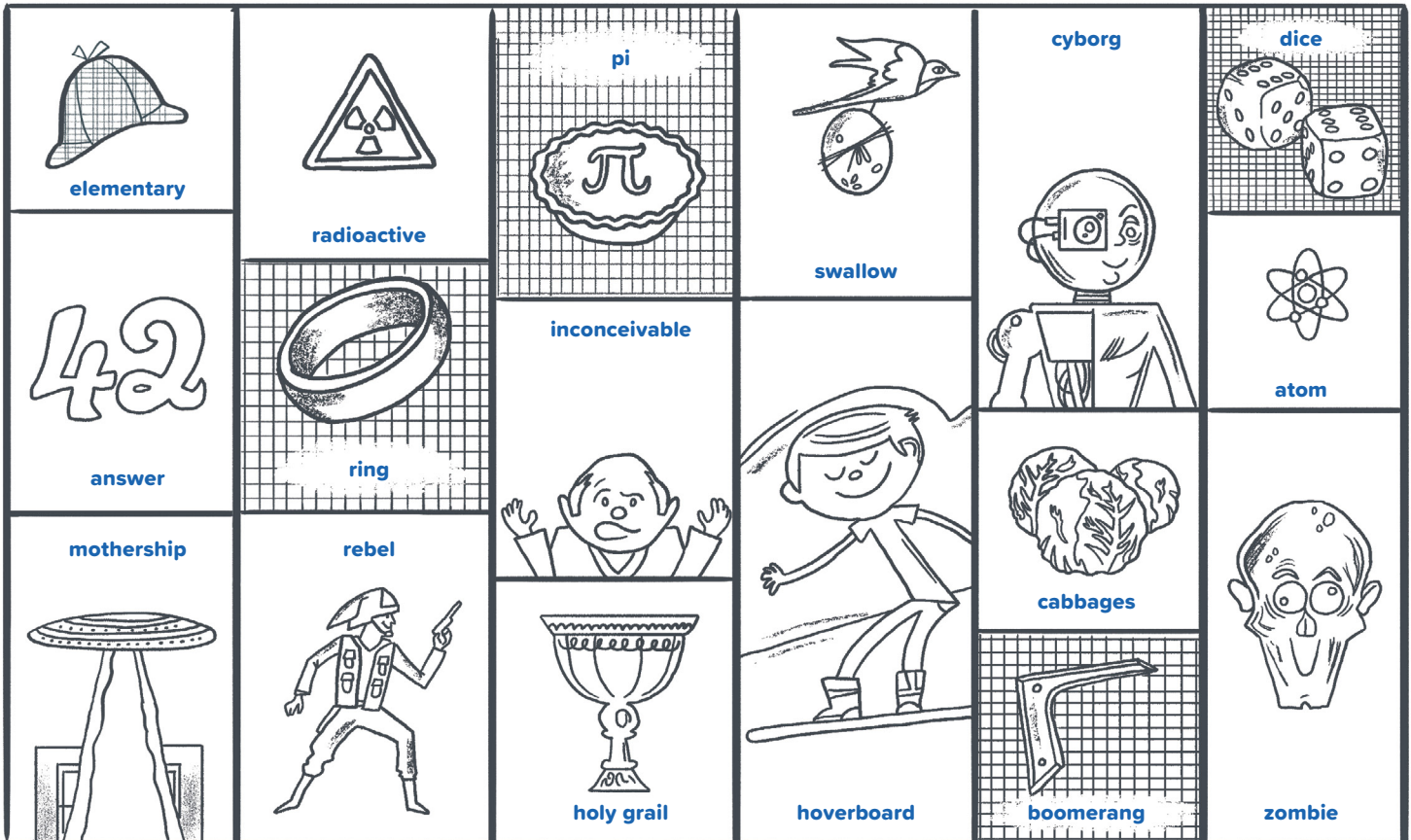
Is an artist!



100 First Words for Little Geeks

100 First Words for Little Geeks provides a perfect context to grow children's vocabulary every day. There are sections on science, coding, video games, RPGs, superheroes, science fiction, monsters, high fantasy, and beloved movies. 100 First Words for Little Geeks is a fun way to learn new words!

 **Coloring Sheet**



 **Drawing and Writing**


What was your favorite vocabulary word from 100 First Words for Little Geeks? Draw a picture of it and finish the sentences below.

My favorite word was _____

_____.

I liked it because _____


_____.



100 First Words for Little Geniuses

100 First Words for Little Geniuses stimulates language! This book brings on the inspirations of geniuses as it gives 100 amazing words to add to their vocabulary... and their parents as well.

 **Coloring Sheet**



 **Genius Vocabulary Cards**

Use the template to create your own genius vocabulary cards to help you remember words that you learn from *100 First Words for Little Geniuses*.

Write the definition on the lines and the word on the back of each card.

_____	_____
_____	_____
_____	_____
_____	_____
_____	_____
_____	_____