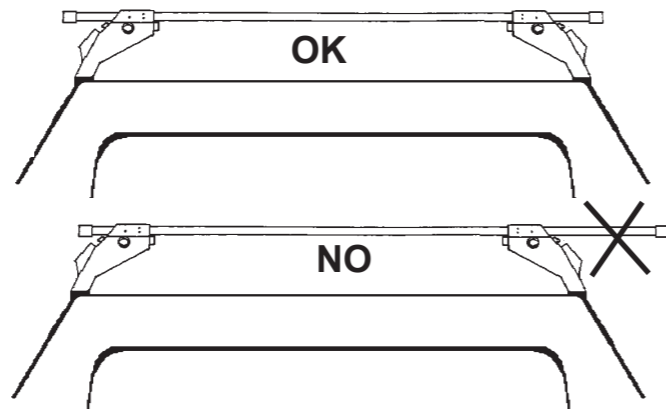


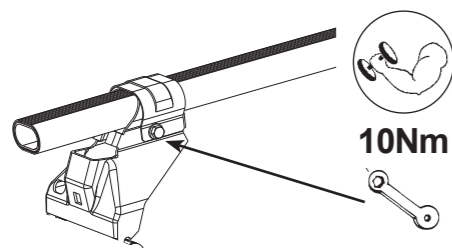
9

MAZDA: 2 | 5P (02->04)
NISSAN: X- Trail I SUV (01->07)
 X- Trail II SUV (07->14)

(IT) CENTRARE IL P. TUTTO SUL TETTO
 (GB) CENTRE THE UNIVERSAL BAR CARRIER ON THE ROOF
 (E) CENTRAR EL PORTAEQUIPAJES SOBRE EL TECHO
 (D) LASTENTRÄGER AUF DEM DACH ZENTRIEREN
 (F) CENTRER LE PORTE-TOUT SUR LE TOIT
 (NL) PLAATS DE UNIVERSELE DRAGER IN HET MIDDEN VAN HET DAK
 (P) CENTRAR AS BARRAS PORTA BAGAGENS NO TEJADILHO
 (H) HELYEZZE KÖZÉPRE A RUDAKAT
 (PL) WYSRODKOWAC BAGAZNIK NA DACHU
 (SLO) CENTRIRATI PRTLJAŽNIK NA STREHO
 (HR) CENTRIRATI NOSAČE NA KROV

**10**

MAZDA: 2 | 5P (02->04)
NISSAN: X- Trail I SUV (01->07)
 X- Trail II SUV (07->14)

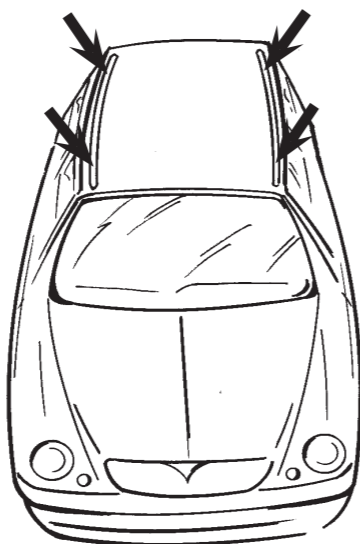


(IT) AVVITARE (A FONDO)
 (GB) TO SCREW (DOWN)
 (E) APRETAR (A FONDO)
 (D) FESTSCHRAUBEN
 (F) VISSER (À FOND)
 (NL) VASTSCHROEVEN
 (P) APERTAR POR BAIXO
 (H) MEGHÚZNI
 (PL) WKRECIĆ DO KONCA
 (SLO) PRIVITI (DO KONCA)
 (HR) PRIČVRSTITI (DO KRAJA)


11

CITROEN: C4 | Berlina / Sedan / Berline 5P (04->10)
CITROEN: C4 | Coupè 3P (04->10)

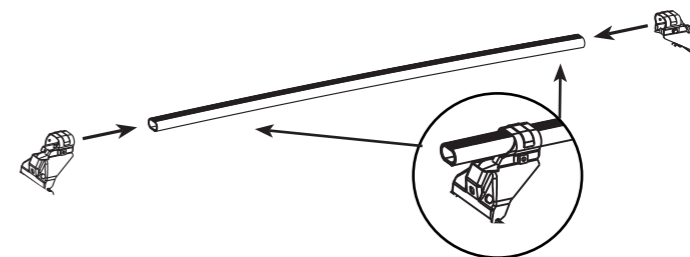
(IT) MODELLI CON PREDISPOSIZIONE DELLA CASA AUTO
 (GB) CARS WITH PRE-EXISTING FIXING POINT FROM MANUFACTURER
 (E) MODELOS CON PREDISPOSICION DEL FABRICANTE
 (D) AUTOS MIT VOM HERSTELLER VORGESEHENE BEFESTIGUNGSPUNKTE
 (F) VOITURES AVEC POINTS DE RÉPÈRE PREVUS PAR LE CONSTRUCTEUR
 (NL) AUTO'S MET DOOR DE FABRIKANT VOORZIENE MONTAGEPUNTEN
 (P) VIATURAS COM PONTOS DE FIXAÇÃO DO CONSTRUTOR PRÉ-EXISTENTES
 (H) FELHELYEZÉS GYÁRTÓ ÁLTAL KIJELÖLT PONTRA
 (PL) SAMOCHODY Z PRZEWIDZIANYMI PUNKTAMI UMOCOWANIA
 (SLO) MODELI Z PREDVIDENIM LEŽIŠČEM S STRANI PROIZVAJALCA
 (HR) TVORNIČKI PRIPREMLJENI MODELI

**24020/1****20**

(IT) ISTRUZIONI DI MONTAGGIO (GB) FITTING INSTRUCTIONS (E) INSTRUCCIONES PARA SU MONTAJE
 (D) MONTAGEANWEISUNGEN (F) INSTRUCTIONS DE MONTAGE (NL) MONTAGE INSTRUCTIES (P) INSTRUÇÕES DE MONTAGEM
 (H) SZERELÉSI UTASITÁS (PL) INSTRUKCJA MONTAZU (SLO) NAVODILA O MONTAŽI (HR) UPUTE ZA MONTAŽU.

1


(IT) GIRARE LE BARRE NEL VERSO GIUSTO.
 (GB) SET BARS IN THE CORRECT POSITION AS SHOWN BELOW.
 (E) COLOCAR LAS BARRAS CORRECTAMENTE COMO INDICADO ABAJO.
 (D) BARREN RICHTIG POSITIONIEREN, WIE UNTER GEZEICHNET.
 (F) POSITIONNER LES BARRES CORRÈCTEMENT COMME INDIQUÉ CI-DESSOUS.
 (NL) PLAATS DE DRAGER IN DE JUISTE POSITIE, ZOALS HIERONDER AANGEGEVEN.
 (P) COLOCAR AS BARRAS, COMO INDICADO ABAIXO.
 (H) FORDÍTSÁ A HELYES POZÍCIÓBA.
 (PL) UMIEŚCIĆ ZESTAW BELEK WE WIAŚCIWEJ POZYCJI JAK POKAZANO PONIEJ.
 (SLO) NAMESTITI PREČKE V POZICIJO, KOT JE PRIKAZANO SPODAJ.
 (HR) NAMJESTITI ŠIPKE U PRAVLNU POZICIJU, KAKO JE PRIKAZANO NA SLICI ISPOD.



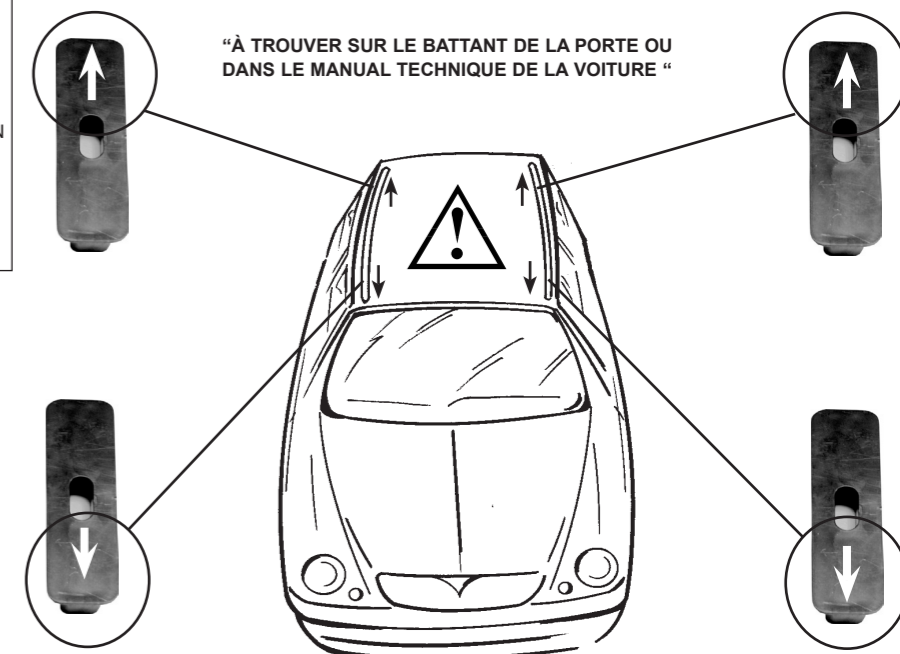


(IT) ATTENZIONE: A volte il tappino da svitare è nascosto sotto uno strato di vernice.
 (GB) ATTENTION: The cap to unscrew is sometimes hidden underneath a coat of paint.
 (E) ATENCIÓN: La tapa a destornillar a veces se oculta bajo una capa de barniz.
 (F) ATTENTION: Le petit bouchon à dévisser est parfois caché sous une couche de vernis.
 (NL) ATTENTIE: De afschroefbare kap zit soms verborgen onder een laagje verf.

2

FORD: Focus II 3-5P (04->11)
FORD: Focus II SW (04->07) No rails/Ohne reling
FORD: Focus II SW (08->11) No rails/Ohne reling



(IT) SVITARE
 (GB) UNSCREW
 (E) AFLOJAR
 (D) ABSCHRAUBEN
 (F) DEVISSER
 (NL) OPENSCHROEVEN
 (P) DESAPARAFUSAR
 (H) KICSAVARNI
 (PL) WYKRECIĆ
 (SLO) ODVITI
 (HR) ODVITI





“À TROUVER SUR LE BATTANT DE LA PORTE OU
 DANS LE MANUAL TECHNIQUE DE LA VOITURE “

IST_24020_00_2110

FORD: Focus II 3-5P (04->11)

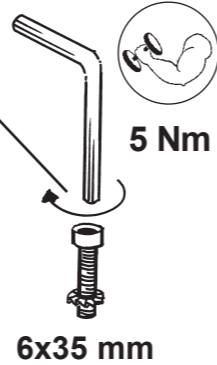
FORD: Focus II SW (04->07) No rails/Ohne reling

FORD: Focus II SW (08->11) No rails/Ohne reling



3

(IT) AVVITARE
(GB) TO SCREW
(E) APRETAR
(D) FESTSCHRAUBEN
(F) VISSER
(NL) VASTSCHROEVEN
(P) APERTAR
(H) MEGHÚZNI
(PL) WKRECIC
(SLO) PRIVITI
(HR) PRIČVRSTITI



5 Nm

6x35 mm

(IT) MODELLI CON PREDISPOSIZIONE DELLA CASA AUTO
(GB) CARS WITH PRE-EXISTING FIXING POINT FROM MANUFACTURER
(E) MODELOS CON PREDISPOSICION DEL FABRICANTE
(D) AUTOS MIT VOM HERSTELLER VORGESEHENE BEFESTIGUNGSPUNKTE
(F) VOITURES AVEC POINTS DE RÉPÈRE PREVUS PAR LE CONSTRUCTEUR
(NL) AUTO'S MET DOOR DE FABRIKANT VOORZIENE MONTAGEPUNTEN
(P) VIATURAS COM PONTOS DE FIXAÇÃO DO CONSTRUTOR PRÉ-EXISTENTES
(H) FELHELYEZÉS GYÁRTÓ ÁLTAL KIJELÖLT PONTRA
(PL) SAMOCHODY Z PRZEWIDZIANYMI PUNKTAMI UMOCOWANIA
(SLO) MODELI Z PREDVIDENIM LEŽIŠČEM S STRANI PROIZVAJALCA
(HR) TVORNIČKI PRIPREMLJENI MODELI


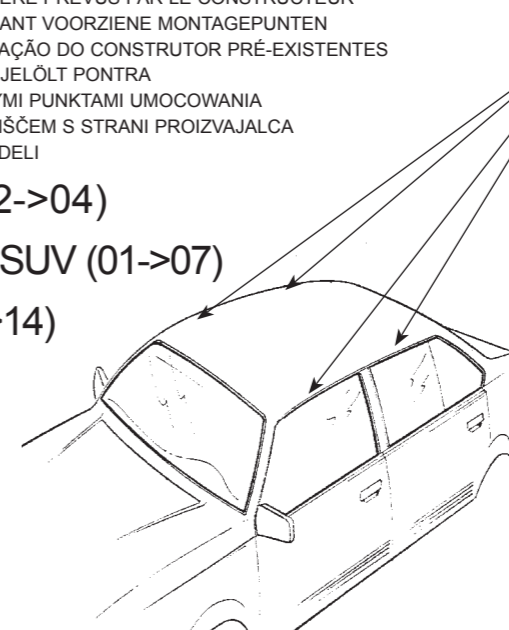
MAZDA: 2 I 5P (02->04)

NISSAN: X-TRAIL I SUV (01->07)

X-TRAIL II SUV (07->14)

“À TROUVER SUR LE BATTANT DE LA PORTE OU DANS LE MANUAL TECHNIQUE DE LA VOITURE “

6



A

TOGLIERE



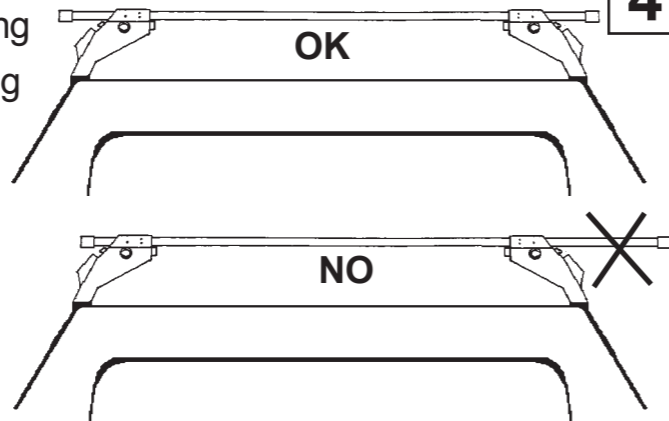
B

FORD: Focus II 3-5P (04->11)

FORD: Focus II SW (04->07) No rails/Ohne reling

FORD: Focus II SW (08->11) No rails/Ohne reling

(IT) CENTRARE IL P. TUTTO SUL TETTO
(GB) CENTRE THE UNIVERSAL BAR CARRIER ON THE ROOF
(E) CENTRAR EL PORTAEQUIPAJES SOBRE EL TECHO
(D) LASTENTRÄGER AUF DEM DACH ZENTRIEREN
(F) CENTRER LE PORTE-TOUT SUR LE TOIT
(NL) PLAATS DE UNIVERSELE DRAGER IN HET MIDDEN VAN HET DAK
(P) CENTRAR AS BARRAS PORTA BAGAGENS NO TEJADILHO
(H) HELYEZZE KÖZÉPRE A RUDAKAT
(PL) WYSRODKOWAC BAGAZNIK NA DACHU
(SLO) CENTRIRATI PRTLJAŽNIK NA STREHO
(HR) CENTRIRATI NOSAČE NA KROV



4

OK

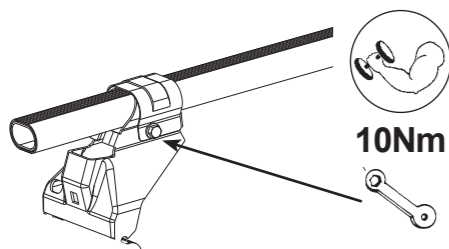
NO

5

FORD: Focus II 3-5P (04->11)

FORD: Focus II SW (04->07) No rails/Ohne reling

FORD: Focus II SW (08->11) No rails/Ohne reling




10Nm

(IT) AVVITARE (A FONDO)
(GB) TO SCREW (DOWN)
(E) APRETAR (A FONDO)
(D) FESTSCHRAUBEN
(F) VISSER (À FOND)
(NL) VASTSCHROEVEN
(P) APERTAR POR BAIXO
(H) MEGHÚZNI
(PL) WKRECIC DO KONCA
(SLO) PRIVITI (DO KONCA)
(HR) PRIČVRSTITI (DO KRAJA)

7

MAZDA: 2 I 5P (02->04)

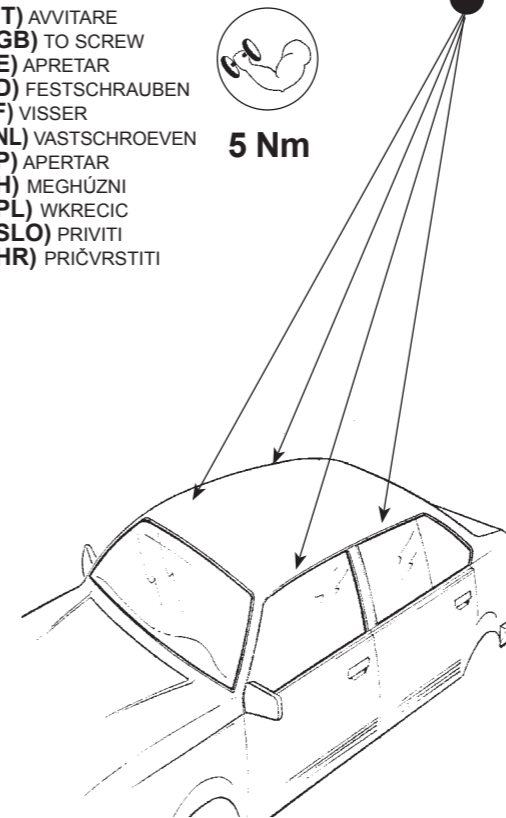


8 x 20

(IT) AVVITARE
(GB) TO SCREW
(E) APRETAR
(D) FESTSCHRAUBEN
(F) VISSER
(NL) VASTSCHROEVEN
(P) APERTAR
(H) MEGHÚZNI
(PL) WKRECIC
(SLO) PRIVITI
(HR) PRIČVRSTITI




5 Nm



8

NISSAN: X-Trail I SUV (01->07)

X-Trail II SUV (07->14)

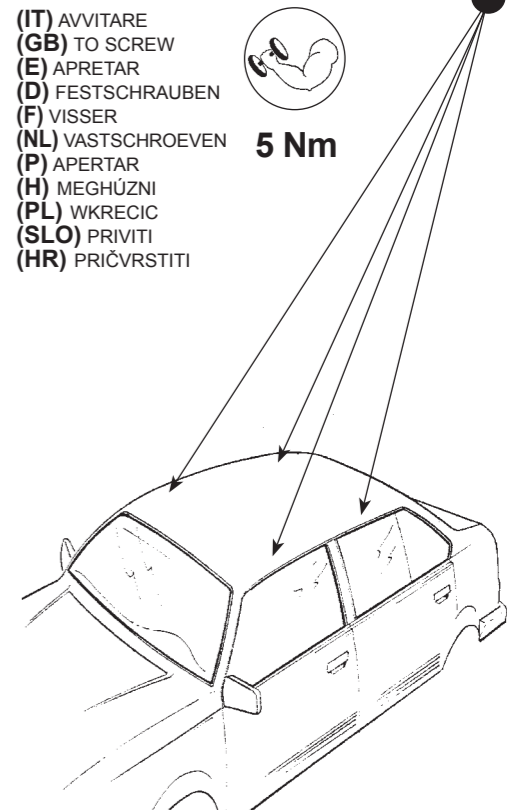


6 x 20

(IT) AVVITARE
(GB) TO SCREW
(E) APRETAR
(D) FESTSCHRAUBEN
(F) VISSER
(NL) VASTSCHROEVEN
(P) APERTAR
(H) MEGHÚZNI
(PL) WKRECIC
(SLO) PRIVITI
(HR) PRIČVRSTITI



5 Nm



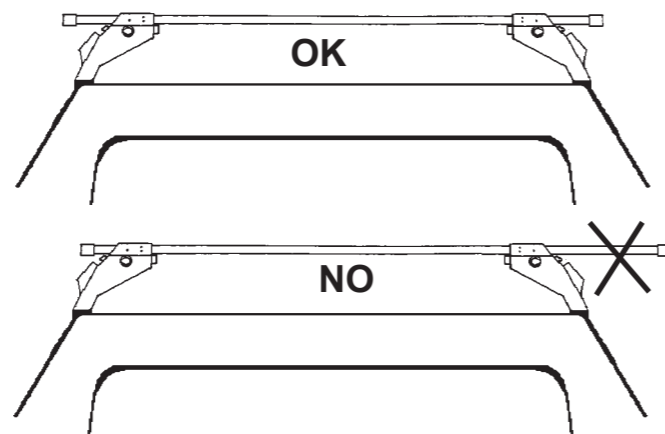
14

- (IT) CENTRARE IL P. TUTTO SUL TETTO
 (GB) CENTRE THE UNIVERSAL BAR CARRIER ON THE ROOF
 (E) CENTRAR EL PORTAEQUIPAJES SOBRE EL TECHO
 (D) LASTENTRÄGER AUF DEM DACH ZENTRIEREN
 (F) CENTRER LE PORTE-TOUIT SUR LE TOIT
 (NL) PLAATS DE UNIVERSELE DRAGER IN HET MIDDEN VAN HET DAK
 (P) CENTRAR AS BARRAS PORTA BAGAGENS NO TEJADILHO
 (H) HELYEZZE KÖZÉPRE A RUDAKAT
 (PL) WYSRODKOWAC BAGAZNIK NA DACHU
 (SLO) CENTRIRATI PRTLJAŽNIK NA STREHO
 (HR) CENTRIRATI NOSAČE NA KROV

CITROEN: C4 I Berlina / Sedan / Berline 5P

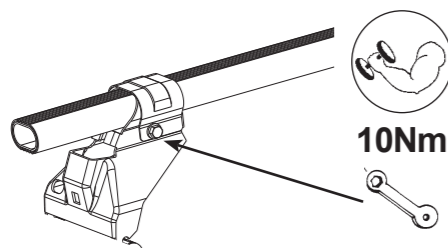
(04->10)

CITROEN: C4 I Coupè 3P (04->10)

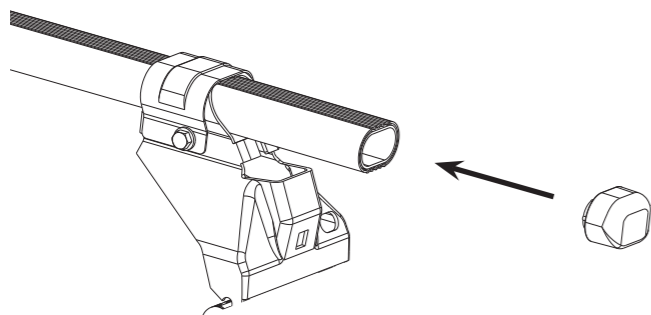
**15**

CITROEN: C4 I BERLINA / SEDAN / BERLINE 5P (04->10)

CITROEN: C4 I COUPE' 3P (04->10)



- (IT) AVVITARE (A FONDO)
 (GB) TO SCREW (DOWN)
 (E) APRETAR (A FONDO)
 (D) FESTSCHRAUBEN
 (F) VISSER (À FOND)
 (NL) VASTSCHROEVEN
 (P) APERTAR POR BAIXO
 (H) MEGHÚZNI
 (PL) WKRECIC DO KONCA
 (SLO) PRIVITI (DO KONCA)
 (HR) PRIČVRSTITI (DO KRAJA)

16

- (IT) INSERIRE
 (GB) INSERT
 (E) CUBRIR
 (D) STOPFEN
 (F) ENFILER
 (NL) BEVESTIG
 (P) INSERIR
 (H) TOLJA FEL
 (PL) NALOZIC
 (SLO) VSTAVITI
 (HR) PREKRITI