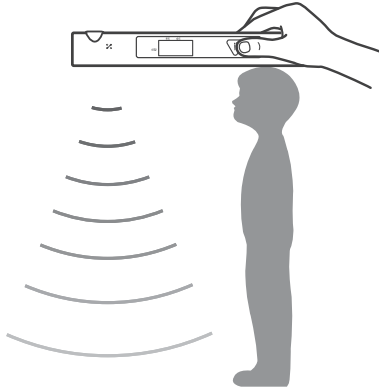


PUSH™ User's manual



- This product uses ultrasonic waves to measure height easily and quickly.
- Please read the 'User's Manual' before using the product.

InBody [USA]

13850 Cerritos Corporate Dr., Unit C, Cerritos, CA 90703, USA
E-mail: contact@inbody.com **Website:** <https://www.inbody.com>

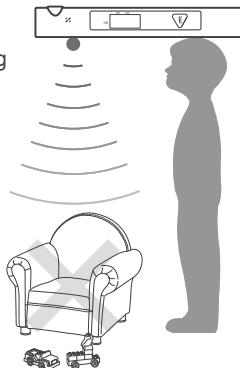
3. How to use PUSH

- 1) Turn on the PUSH by pressing the button. Indoor temperature and humidity level will be checked automatically.



- 2) Press the button again to change to measuring mode. Ultrasonic waves will measure the distance to the ground. Since ultrasonic waves spread vertically & horizontally, make sure there are no obstacles like walls and/or toys nearby.

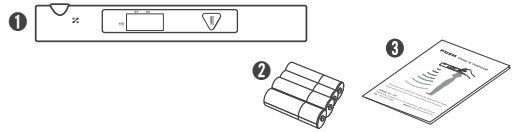
- ※ Make sure the person being measured keeps his/her arms by his/her sides. This will help make sure the ultrasonic waves are not being obstructed.



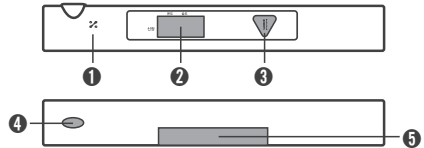
1. Product Components

The PUSH consists of the following components. Please make sure all of the components are present.

- ① PUSH
- ② Battery – AAA(1.5V) × 4EA
- ③ User's manual

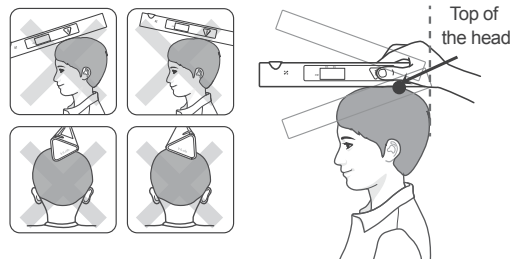


2. Appearance and Part Names



- ① Temperature sensor
- ② LCD Screen
- ③ Button
- ④ Ultrasonic Wave Sensor
- ⑤ Battery Cover

- 3) Place the end of the PUSH that doesn't have the ultrasonic wave sensor on the top of the head. Balance the PUSH vertically and horizontally until "PUSH" is displayed on the screen.



- 4) Press the button to measure. You can re-measure the height by pressing the button when you see horizontal bar on the screen.

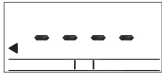


"Please press the button"

- ※ To turn it off, press the button for 3 seconds or let it idle for 20 seconds.

4. Error Messages

Following messages will appear on the LCD screen if:



PUSH is not balanced horizontally.

* "PUSH" will show up on the screen when the PUSH is balanced.



E999

Ultrasonic waves were not detected. Please clear the obstacles, including carpet and rug. For best results, use the PUSH on a hard surface like wood or tile.



E000

The sensor is covered. Please make sure the ultrasonic wave sensor is not covered by objects like head or hands.



E050

The person being measured is shorter than 1 ft. 7.7 in. The PUSH cannot measure people shorter than 1 ft. 7.7 in.



E200

The person being measured is taller than 6ft. 6.7in. The PUSH cannot measure people taller than 6ft. 6.7in.



bAtt

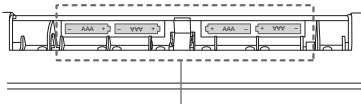
Battery icon will appear on the screen when the battery is low. 'bAtt' will appear on the screen when the battery is too low to measure. The device will turn off automatically. Replace batteries.

6. Cautions

- 1) Keep the device out of reach of children. They might get hurt if they throw or drop the device.
- 2) Do not drop or put too much pressure to ultrasonic wave sensor.
- 3) Take measurements with the PUSH in similar environments for consistent results.
- 4) Do not measure height on carpets or rug. Height will not be measured accurately.
- 5) Take measurements away from obstacles like tables, toys, and walls for accurate results.
- 6) Keep the device away from water.
- 7) If the PUSH is arbitrarily disassembled, or damaged by natural disaster, InBody will void the warranty.

7. Battery Safety Instructions

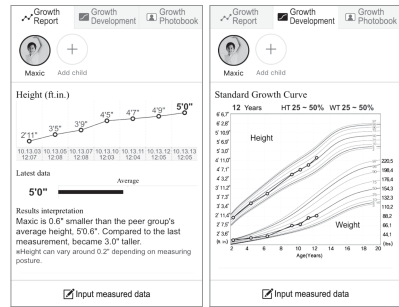
- 1) Insert batteries so the positive (+) and negative (-) terminals align correctly. Batteries may explode or leak if inserted incorrectly.



Insert 4 AAA batteries so the positive (+) and negative (-) terminals align correctly.

5. How to Download the PUSH App

You can monitor and manage your child's growth conveniently with PUSH application. Go to the Google Play Store or App Store to download the PUSH App.



Easily track your child's growth

* PUSH App is subject to change (updated) without notice.

- 2) Do not mix old and new batteries. Only use AAA batteries from the same brand. Replace all 4 AAA batteries from your device at the same time.
- 3) Only use alkaline or manganese batteries.
- 4) Do not handle batteries with wet hands.
- 5) Remove batteries from devices that aren't being used.
- 6) Dispose of batteries according to local regulations.
- 7) Batteries may damage your device or cause a fire if used improperly.

8. Specifications

Measurement Item	Height, Temperature, Humidity
Height Range	1 ft. 7.7 in. ~ 6ft. 6.7 in.
Error Range	± 0.2 in.
Other Measuring Range	Temperature 60.8 ~ 104°F (± 33.8°F) Humidity 30 ~ 80% (± 7%)
Measurement Duration	1 sec. (Max. 7 sec.)
Sensor	Ultrasound, Temperature, Humidity
Current Consumption	Below 100mA
Power Consumption	DC 3V (1.5V AAA Battery 4EA)
Display Type	LCD
Colors	Grey
Dimension	1.69 (W) × 1.73 (L) × 11.8 (H): inch
Device Weight	0.52 lbs
Operation Environment	60.8 ~ 104°F, 30 ~ 80%RH
Storage Environment	14 ~ 158°F

* Specifications are subject to change without notice.

Manufacturer/Country of Origin: InBody Co., Ltd./South Korea

©2018 InBody Co., Ltd. All rights reserved. BM-USA-H6-C-181012