


S-SERIES - DUAL VOLTAGE IRONS

USER GUIDE

OPERATION



TO TURN ON/OFF

To turn on the Beachwaver®, press and hold the ON/OFF button for 1 second. The temperature will illuminate to 350°F. To turn off, press and hold the ON/OFF button until the second beep. Unplug the iron for cooling.

TO CHANGE TEMPERATURE

Press the ON/OFF button until it beeps and use the +/- buttons. It is important to always select the proper heat settings for your hair type.

Note: To change from °F to °C, press +/- buttons simultaneously for 3 seconds.

Fine or damaged hair: 290°F - 330°F (140°C - 160°C)
Medium or normal hair: 330°F - 370°F (160°C - 190°C)
Thick or coarse hair: 370°F - 410°F (190°C - 210°C)

ROTATION SPEED

NORMAL

Switch button upward

SLOW

Switch button downward

USER MAINTENANCE

CARING FOR YOUR BEACHWAVER®

The Beachwaver® is virtually maintenance-free. If surface becomes dirty, unplug iron and, when it is cool, wipe the exterior with a cloth. If anything abnormal occurs, contact Customerservice@beachwaver.com for support. Do not attempt to repair iron yourself.

Attempting to repair iron yourself voids warranty.

STORAGE

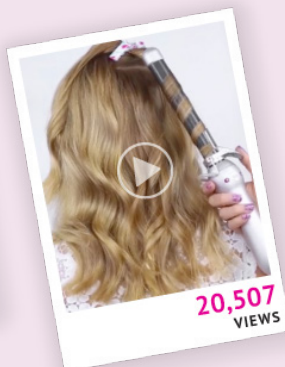



WHEN NOT IN USE

Turn off and unplug the curling iron. Allow the iron to cool, and store out of reach of children in a safe, dry location.

Never wrap the cord around the iron, as this may cause premature wear of the cord and may lead to cord damage that is not covered under manufacturer's warranty.

Handle the cord carefully to extend cord life, and avoid jerking, bending or twisting the cord, especially at the plug connection.



FOR TIPS & TRICKS

FOLLOW US



@TheBeachwaver



Beachwaver Co.



@TheBeachwaver

WARRANTY

At The Beachwaver Co.® we want you to be thrilled with our tools. We want you to look and feel beautiful. We believe in the quality of our tools and test each iron thoroughly. We welcome your feedback and, in the event of any problem, we welcome the opportunity to make it right!

The Beachwaver Co.® will replace your styling iron for one year from the date of purchase if the product is defective in materials or workmanship. In no event shall The Beachwaver Co.® be liable for any special, incidental or consequential damages for breach of this or any other warranty, express or implied, whatsoever. Any implied warranties, obligations or liabilities, including but not limited to the implied warranty of merchantability and fitness for a particular purpose shall be limited to the one-year duration of this written limited warranty. The warranty does not apply in the following scenarios: any unauthorized party opened the product in an attempt to fix the product, normal wear and tear, purchasing from an unauthorized seller, damage caused by misuse or mishandling, or due to user error. Warranty application is determined in the sole discretion of The Beachwaver Co.®

PLEASE REGISTER YOUR TOOL FOR WARRANTY!

Please contact customerservice@beachwaver.com for information on how to register your iron or to make a warranty claim.



TRAVEL-FRIENDLY: 100-240V~ 50-60Hz
 Dual voltage. Type A/B plug.