

USA E8 Combination Centrifuge




GrayMed
PH: 61 3 86091732
Email: sales@graymed.com.au
Web: www.graymed.com.au

The E8 Combination Centrifuge is specifically designed to spin 75mm microhematocrit tubes and 1-15ml microtubes and test tubes. Its short height makes it easy to fit under any cabinet, and an auto-calibrating speed function gives precise results. In addition, the E8's quiet run cycles create a more peaceful laboratory environment.

To run microhematocrit tubes, simply insert your 75mm capillary tubes into the carrier, place carriers in opposing tubes sleeves for a balanced load, and spin at 3,500 rpm for 6 minutes for clear separation.

ADVANTAGES

- Accurate speeds for specific g-forces
- Proper separations without cell damage
- Quiet, vibration-free operation
- Auto-brake stops the rotor in less than 30 seconds
- Spins 8, 75mm capillary tubes
- Designed, Engineered, and Assembled Proudly in America



Digital Model

USA E8 Combination Centrifuge

Model #	Description
E8C-U8AD-CRT3	USA E8 Digital-Speed, Angled 8-Place Centrifuge with Crit Carriers
E8C-U8AV-CR03	USA E8 Variable-Speed, Angled 8-Place Centrifuge with Crit Carriers
E8C-U8AF-CR03	USA E8 Fixed-Speed, Angled 8-Place Centrifuge with Crit Carriers

FEATURES

- Angled rotor, 8-tube capacity
- Holds 1ml to 15ml size tubes and 75mm capillary tubes
- 12 volt DC maintenance-free motor
- Clear view port in lid for using tachometer
- Suction-cupped feet prevent slipping
- 110/220v auto-switching power adapter (CE, UL, cUL approved)
- Lid safety shut-off switch
- Maximum RCF=1,534g

E8 FIXED SPEED

- 3,500rpm fixed speed - for blood only
- Auto-off 30-minute timer with bell

E8 VARIABLE SPEED

- 3,500 rpm with variable speed control knobs (blood, urines, microhematocrits, etc.)
- Auto-off 30-minute timer with bell

E8 DIGITAL

- 3,500 rpm digital speed and time (blood, urines, microhematocrits, etc.)
- Touch pad, programmable:
 - Speed: 500-3,500rpm
 - Time: 1-99mins
- Stores last four programmed speeds & times
- Service Indicator Light

WEIGHT AND DIMS

- Height: 9.5" (241mm)
- Length: 11" (279mm)
- Width: 11" (279mm)
- Weight: 9.5 lbs (4.3kg)

INCLUDES

- Eight-place rotor
- Eight 5ml-15ml blue tube sleeves
- Eight 3ml-4ml black tube sleeve inserts
- Six green tube inserts to spin 1ml-2ml
- Two 4-place Crit Carrier inserts (75mm capillary tubes)
- EZ Reader Card



Designed, Engineered & Assembled Proudly in America



P 770.270.1394
F 770.270.2389

865 Marathon Parkway
Lawrenceville GA 30046

LWScientific.com


3 EASY STEPS TO ACHIEVE ACCURATE PCV RESULTS:



Insert capillaries in the Crit Carrier.

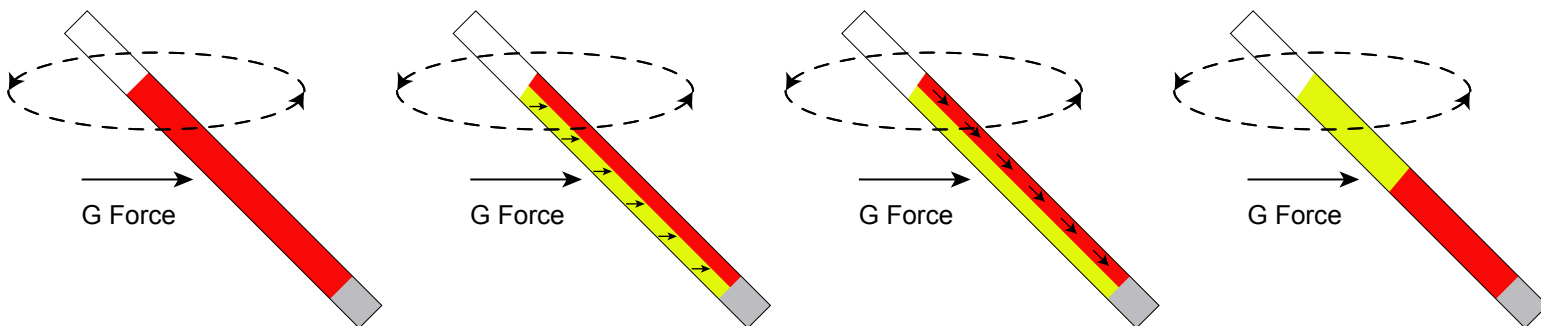


Insert the carrier in the blue tube sleeves.



Spin at 3,500 rpm for 6 (+/-1) minutes.

EXPLANATION OF MICROHEMATOCRITS IN AN ANGLED CENTRIFUGE:



START SPINNING

INITIAL SEPARATION

Red cells move outward.
Plasma moves inward.

CONTINUED SEPARATION

Red cells pass plasma easily.

COMPLETE SEPARATION

No trapped plasma. Accurate PCV results.

In a traditional microhematocrit centrifuge with a flat rotor, the red cells and the plasma must pass through each other horizontally in the narrow tube. In this case, very high speed and g-force is needed to reduce trapped plasma. When using LW Scientific Crit Carriers in an angled rotor, the red cells initially move to the outer tube wall while the plasma initially moves to the inner tube wall. Then, they pass each other easily as the red cells travel down to the bottom of the tube and the plasma travels to the top. With more efficient separation and ZERO trapped plasma, the PCV value will be accurate.

The E8 Combination Centrifuge is a FDA registered, Class II medical device.

Comparable results to the HemataStat II angled PCV centrifuge sold to the human market. The HemataStat II produces PCV results at 2,000 g-force in 1 minute.



GrayMed
PH: 61 3 86091732
Email: sales@graymed.com.au
Web: www.graymed.com.au