

# Bobcat™ 225

**Gas Engine-Driven  
Welder/AC Generator** 

## Quick Specs

### Industrial Applications

Maintenance  
Repair  
Work trucks  
Farm/ranch  
Fabrication  
Structural steel work

### Processes

Stick (SMAW)  
MIG (GMAW)\*  
Flux-cored (FCAW)\*  
DC TIG (GTAW)  
Non-critical AC TIG (GTAW)  
Air plasma cutting and gouging  
with optional Spectrum® models

\*With wire feeder.

**Output Range**  
AC stick/TIG 60–160 A  
DC stick/TIG\*\* 40–225 A  
MIG/flux-cored 19–28 V

\*\*DC TIG available above 80 amps.

**Generator Power Output Rated at 104°F (40°C)**  
11,000 watts peak, 9,500 watts continuous

**Accu-Rated™ – Not Inflated  
Generator Power**

**Rugged welder/generators great for stick and flux-cored welding. Designed for maintenance/repair operations, construction, farm, ranch and generator use.**

The most popular welder/generator in the industry, the Bobcat is:

- Quiet to operate
- Small and light
- Easy to maintain

**NEW!**



**Remote start/stop**  
Easily turn your Bobcat machine on and off remotely, so it only runs when you need it. See page 2.



**Reduce noise for a more productive jobsite.**



**Easier mobility and uses less truck space and payload.**

**Easy maintenance**  
With its intuitive design, the daily maintenance of our Bobcat welder/generators is fast and easy.



Welder/generator is warrantied for three years, parts and labor.  
Engine is warrantied separately by the engine manufacturer.



**Miller Electric Mfg. LLC**  
An ITW Welding Company  
1635 West Spencer Street  
P.O. Box 1079  
Appleton, WI 54912-1079 USA

**Equipment Sales US and Canada**  
Phone: 866-931-9730  
FAX: 800-637-2315  
International Phone: 920-735-4554  
International FAX: 920-735-4125

**MillerWelds.com**



# The Bobcat™ Advantage

## Remote start/stop

Take control and eliminate engine noise. Easily turn your Bobcat machine on and off remotely so it only runs when you need it. Get more out of each tank, extend time between maintenance and work without the hassle of walking back to your machine.

The remote start/stop on Bobcat 225 welder/generators is installed and backed by Miller — so it's just as easy to use and dependable as your Bobcat machine.

### SIMPLE

One button: press to start the welder/generator; press again to turn it off.

### DURABLE

Tough and water-resistant, with a three-year warranty.



### TWO-WAY COMMUNICATION

After start or stop command is received by the welder/generator the fob lights up and beeps.

### EASILY ORDER ADDITIONAL FOBs

Order stock number 286385.

## Savings on fuel and maintenance

When your machine is out of reach, it's a hassle to walk back to turn it off — so you let it run all day. Running a welder/generator when you're not welding or generating AC power uses more fuel and adds unnecessary hours to the engine, which leads to an increased need for oil changes, air filters, fuel filters and even generator brushes. You're wasting money on fuel and doing more routine maintenance than you need to.

A Bobcat welder/generator with remote start/stop is quick and easy to turn off when it's not being used. You spend less money on fuel, and less time and money on maintenance because there are fewer engine hours.



**ANNUALLY ON FUEL AND MAINTENANCE BY SHUTTING THE MACHINE OFF.**

## Less noise

The noise of a welder/generator running all day is irritating — and can even keep you from hearing sounds that warn you of potential hazards.

When you turn your Bobcat off with remote start/stop, you'll help create a more efficient working environment by reducing the number of machines running on a jobsite and increasing your awareness of warning sounds.



**WHEN YOU DON'T NEED POWER, TURN THE MACHINE OFF REMOTELY.**

## Hands-free starting

Carbureted Bobcat welder/generators now have eChoke™ technology, which automatically sets the proper air/fuel mixture and eliminates the need to manually engage the choke, so cold-starting is now hands free.

*eChoke is a trademark of Kohler Co.*

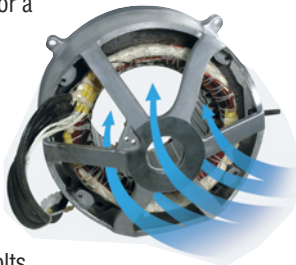


**FOR MORE CONSISTENT COLD-WEATHER STARTS.**

## Designed for reliability

From Appleton, Wisconsin USA, our welder/generators are the most rugged, durable and long-lasting in the industry. We manufacture them to exceed requirements for extreme working conditions and they are hard-working from the core with:

- Copper windings and iron generator components for a quality-built machine
- Lugged — not soldered — heavy internal leads for better field durability
- Superior cooling technology for maximum performance and engine life
- Protective doors to cover the weld studs and receptacles as required by OSHA and CSA for jobsite safety
- Lift hook integrated into the center frame, which bolts to the machine's base for greater durability



## Small, light design

Bobcat welder/generators take up less space on trucks and trailers — leaving more room on your truck for other equipment and tools. Plus, they're easier to move around jobsites — even with weld cables attached.

## Long runtimes

Large 12-gallon fuel capacity means many hours of run time before refueling.

## Versatile AC and DC weld output


Provides quality welds on all types of metals. DC is smooth and easy to run while AC stick is used when arc blow occurs.

# The Bobcat™ Advantage

## Easy maintenance

With its intuitive design, the daily maintenance of our Bobcat welder/generators is fast and easy. Front panel maintenance displays help you know when your equipment needs to be serviced. Servicing is simple because of:

- Oil checks that can be performed easily through the top of the machine by the access door
- Toolless panels that allow for quick access
- Single-side fuel fill and oil drain/filter




## Reversed generator flow

Exclusive engine and generator packaging design operates cooler and more efficiently. The engine is rotated towards the front to create more efficient airflow. More efficient airflow and exclusive engine location are significant contributors to reduced sound level and size reduction. Hot air recirculation is eliminated when machine is mounted in tight spots, and internal parts are kept cool for optimal performance.



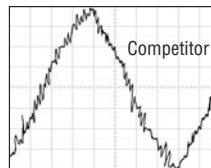
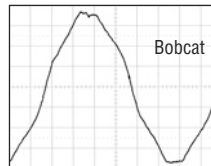
## Accu-Rated™ – not inflated generator power

Our Accu-Rated™ 11,000 watts of *usable* peak power is delivered for a minimum of 30 seconds. Accu-Rated means peak power is usable for maximum generator loads such as plasma cutting, Millermatic® MIG welders and motor starting. Accu-Rated peak power beats the competition's very short-duration peak or surge power. Use your peak power, it's more than a number.



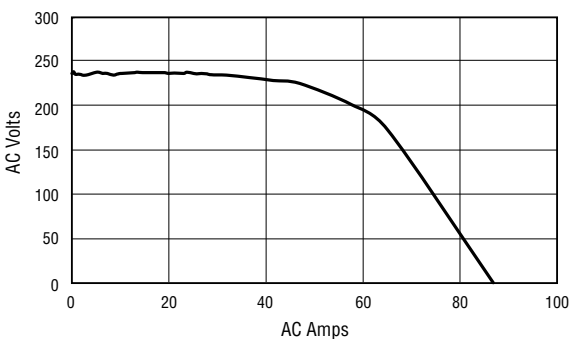
## Smooth power – not spike power

Revolutionary ten-degree skewed-rotor design optimizes generator performance for smoother power — not spiked power found with other brands. Better power — better performance.



Waveform Comparison

Generator Power Curve



Tools and motors are designed to operate within 10 percent of 120/240 V. The power generator of the Bobcat provides strong power while keeping the voltage within 10 percent of 120/240 V. **This increases tool/motor performance and life.**

## Typical equipment power usage

Bobcat welder/generators will easily start and run the following equipment:

Equipment	Starting Watts	Running Watts
Barn Cleaner (5 hp)	11,600	3,000
Silo Unloader (5 hp)	12,200	4,300
Portable Conveyor (1/2 hp)	3,400	1,000
Milker (5 hp)	10,500	2,800
Hand Drill (1/2 inch)	600	600
Circular Saw (8-1/4 inch)	1,400	1,400
Air Compressor (1-1/2 hp)	8,200	2,200
Flood Lights (Vapor)	1,250	1,000
Spectrum® 625 X-TREME™ (30 A, 230 V, 1/2-inch cut)	6,900	6,900

To select a generator that has enough power output in watts, add the watts for the items you want to simultaneously run. Tools with induction motors may require three to seven times the listed wattage when starting. **All data listed is approximate — check your tool for specific wattage requirements.**

# Specifications (Subject to change without notice.)



Welding Mode	Process	Amp/Volt Ranges	Rated Weld Output at 104°F (40°C) <sup>2</sup>	Single-Phase Generator Power	Sound Levels at Max. Load/150 A	Dimensions	Net Weight <sup>3</sup>
CC/AC	Stick/TIG	60–160 A	150 A at 25 V, 100% duty cycle	Peak: 11,000 watts Continuous: 9,500 watts 120/240 V, 88/44 A, 60 Hz	73.5 dB/72 dB	H: 28 in. (711 mm) H: 32.75 in. (832 mm) (to top of exhaust) W: 20 in. (508 mm) D: 40.5 in. (1,029 mm)	485 lb. (220 kg)
CC/DC	Stick/TIG <sup>1</sup>	40–225 A	225 A at 25 V, 100% duty cycle				
CV/DC	MIG/FCAW	19–28 V	200 A at 20 V, 100% duty cycle				

1) DC TIG available above 80 amps. 2) Rated at sea level. 3) Net weight without fuel.

Certified by Canadian Standards Association to both the Canadian and U.S. Standards.

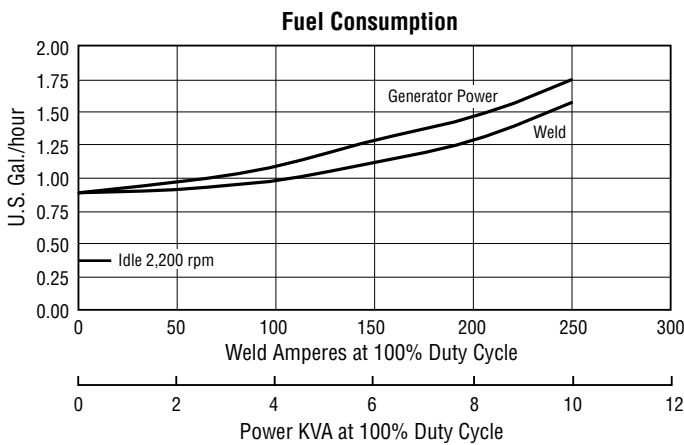
## Engine Specifications (Engines warranted separately by the engine manufacturer.)

Engine Brand and Warranty	Horsepower (HP)	Type	Weld Speed	Idle Speed	Fuel Capacity	Oil Capacity	Standard Shutdowns
Kohler CH730, 3-year warranty	23.5 hp at 3,600 rpm	Twin-cylinder, four-cycle overhead valve, industrial air-cooled, gasoline*	3,600 rpm	2,300 rpm	12 gal. (45 L)	1.5 qt. (1.4 L)	Low oil pressure

\*Fuel stabilizer is recommended for gas engines that are used infrequently.

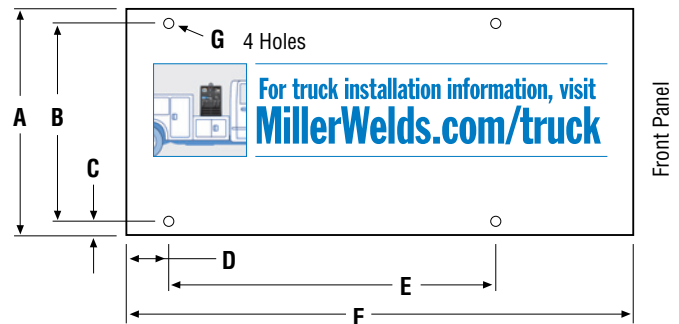
## Performance Data

## Mounting Specifications



### Fuel consumption data

- 12-gallon fuel capacity.
- On a typical job using 1/8-inch 7018 electrodes (125 A, 20% duty cycle) expect about 20 hours (gas) of operation.
- Welding at 150 A, 40% duty cycle uses approximately 3/4 gallon per hour—about 16 hours of operation (gas).
- Under a continuous load of 4,000 watts of generator power, the Bobcat would run for about 14 hours (gas) of operation.



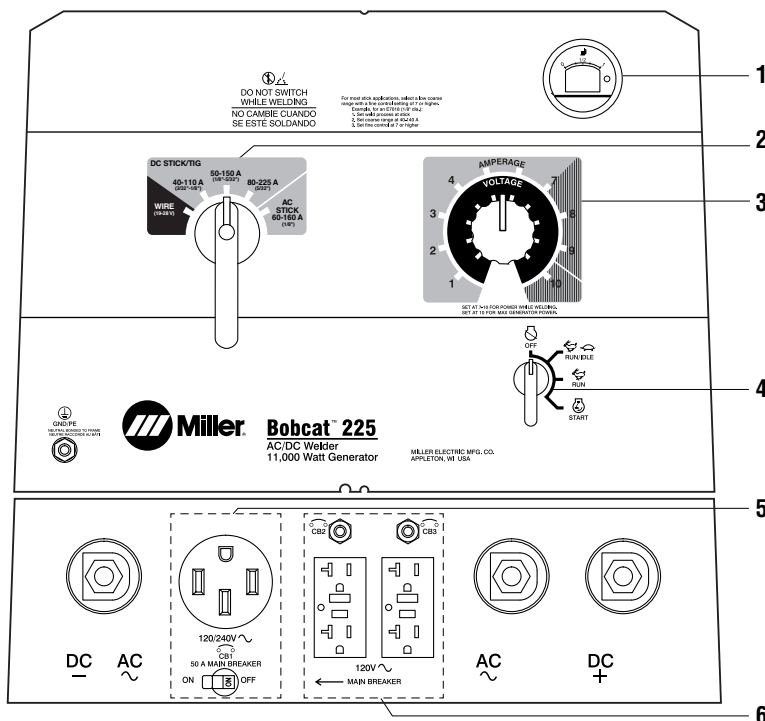
- A. 20 in. (508 mm)
- B. 16.5 in. (419 mm)
- C. 1.75 in. (44.5 mm)
- D. 5.12 in. (130 mm)
- E. 22.3 in. (566 mm)
- F. 40.32 in. (1,024 mm)
- G. .406 in. (10.3 mm) diameter

# Choose the Right Bobcat™ Engine Drive

Sound Levels	Bobcat 225	UPGRADE	Bobcat 260
At Maximum Load / At 150 Amps	73.5 dB / 72 dB	➔	Gas: 72.5 dB / 72 dB
Sound Quality	Good	➔	Very Good
<b>Fuel System</b>			
Typical Runtime per 12-Gallon Tank	13 hours	➔	13 hours / 15.5 hours with EFI
Efficiency	Good	➔	Good / Very Good with EFI
Type	Gasoline		Gasoline, LP or Diesel
Delivery	Carburetor		<b>Carburetor or EFI available</b>
<b>Generator</b>			
Peak Watts	11,000 watts	➔	11,000 / 12,000 watts with EFI
Clean Power Quality	Very Good/Excellent		Very Good/Excellent
Power While Welding	Fair/Good — With voltage control set near maximum	➔	Good — Easier to fine-tune arc with voltage control near maximum
<b>Weld Performance</b>			
Stick	Good/Very Good	➔	Very Good
MIG — Wire (solid/FCAW), Steel	Fair (.035 in.)	➔	Good (.035–1/16 in.)
MIG — Wire, Aluminum with Spool Gun	Fair/Good (add WC-115A with contactor)	➔	Very Good (add WC-115A with contactor)
DC TIG (steel)	Good	➔	Very Good
AC Weld	60–160 amps	➔	40–260 amps
Carbon Arc Gouging	N/A	➔	Good (carbons: rated 3/16 in.)
<b>Dimensions</b>			
Size (H x W x D)	28 x 20 x 40.5 in.		Gas: 28 x 20 x 40.5 in. / Diesel: 28 x 20 x 45 in.
Weight	485 lb.		Gas: 501 lb. / Diesel: 638 lb.
<b>Key Features</b>			
Maintenance Displays	Hours/Oil change	➔	Hours/Oil change/Fuel

Note: See [MillerWelds.com](http://MillerWelds.com) or the Full-line Catalog to compare to Trailblazer models.

## Function and Benefit Guide



- Maintenance display** provides engine hours and oil change interval information.
- Coarse range control and weld process selector**  
Three DC stick/TIG, one AC TIG, and one wire range are available for output control. Stick ranges are designed for electrode diameters (3/32, 1/8 and 5/32 inch) making these models **very easy to set**.
- Fine adjust control** makes it easy to fine tune amperage within a coarse range. Set control above 7 for best power while welding and to 10 for generator-only use.
- Engine control switch** is used to start the engine and then select between auto idle and high speed lock positions.
- 120/240 V receptacle with circuit breaker.**  
(For matching plug, order **119172**.)
- 120 V GFCI receptacles with circuit breakers.**

## Genuine Miller® Options \*Available as factory option. See ordering information on back page.

**GFCI Receptacles\* 300975** Field  
Kit contains two GFCI 120 V duplex receptacles.

**Electric Fuel Pump\* 300976** Field  
Recommended for gas engine operations at altitudes above 5,000 feet. Improves engine starting and high-output performance.

**Spark Arrestor 300924** Field  
Mandatory when operating on California grasslands, brush or forest-covered land, and all national forests. For other areas, check your state and local laws.



**Remote Oil Drain and Filter Kit 300923** Field  
Front mount for Kohler. Makes servicing easy when engine drive is mounted in tight spots.



Female Receptacle



**Full KVA Adapter Cord 300517** Field  
NEMA 14-50P to NEMA 6-50R. Adapts engine drive 120/240 V plug to common Millermatic® and Spectrum® 240 V plug.



**Full KVA Plug 119172** Field  
120/240 V, 50 A plug (NEMA 14-50P) to fit full KVA receptacle.

**Engine Tune-Up Kit 230015** Field  
For Kohler CH730 gas engine. Includes spark plugs and engine filters.

## Genuine Miller® Accessories



### Never Flat™ Tires

Available on Bobcat and Trailblazer running gear.

- Reduce costly jobsite downtime
- Maintain constant tire pressure and will not develop flats
- Protect against punctures
- Preserve maneuverability, even when weighed down with heavy welding cable



### Multi-Terrain Running Gear 300913

With inner tubes

### 300914

With Never Flat tires

Includes two heavy-duty 15-inch tires, two 8-inch rubber swivel casters and a heavy-duty handle. Recommended for all surfaces and applications, and is easy to move around the jobsite.



### Protective Covers

### 300919

For use **without** protective cage or running gear (shown)

### 300920

For use **with** protective cage and/or running gear

Heavy-duty, water- and mildew-resistant covers protect and maintain the finish of the welder.



### Off-Road Running Gear 300909

With inner tubes

### 300910

With Never Flat tires

Includes four

heavy-duty 15-inch tires and a rugged handle to provide maximum maneuverability.



### Protective Cage with Cable Holders 300921

Rugged cage with cable holders protects your investment. Can be

used with running gear, gas cylinder mounting assembly, or trailer.



### Remote Start/Stop Fob 286385

For use with Bobcat 225 and Bobcat 260 welder/generators equipped with remote start/stop. Fob can be easily paired with compatible machines.



### Off-Road Running Gear with Protective Cage and Never Flat Tires 300912

Running gear and rugged cage with cable holders

protects your investment and is easy to move around the jobsite.



### Gas Cylinder Mounting Assembly 300918

Designed for use with multi-terrain running gear, protective cage, or by itself. Includes base tray with bottle

bracket, vertical support rack and safety chain.

*Note: Not recommended for use with protective cover.*

## Genuine Miller® Accessories (Continued)

### MIG/Flux-cored Welding



#### Millermatic® 141 907612

See literature DC/12.42

#### Millermatic® 211 907614

See literature DC/12.58

The Millermatic line of MIG welders are complete arc welding power source, wire feeder and gun packages designed for portability and ease of use.

*Note: The Millermatic machines can be operated utilizing auxiliary power.*



#### ArcReach® SuitCase® 8

**951726** With Bernard® BTB Gun 300 A

**951727** With Bernard® S-Gun™

**951728** With Bernard® Dura-Flux™ gun

#### ArcReach® SuitCase® 12

**951729** With Bernard® BTB Gun 300 A

**951730** With Bernard® S-Gun™

**951731** With Bernard® Dura-Flux™ gun

Portable feeder designed to run off of arc voltage. See literature M/6.55.



#### Spoolmatic® 30A Spool Gun 130831

Air-cooled, 200-amp, one-pound spool gun for aluminum MIG.

See literature M/1.73.

Requires WC-115A control **137546011**.



#### Spoolmate™ 3035 Spool Gun 195016

Use with SGA 100C control and heavy-duty barrel. Spool gun for aluminum and

other wires. Four-inch spools; .023–.035 inch (0.6–0.9 mm) aluminum, steel and stainless steel. Rated at 150 amps, 60 percent duty cycle with 20-foot (6 m) cable assembly.

#### SGA 100C Control 043857

SGA with contactor required to connect Spoolmate 3035 to CV engine drive. Includes 10-foot (3 m) 115 V power cable and plug, 6-foot (1.8 m) interconnecting cable, and 5-foot (1.5 m) gas hose.

#### Heavy-Duty Barrel for Spoolmate 3035 195375

Use for demanding applications, rated at 200 A, 60 percent duty cycle.

### Stick (SMAW) Welding

#### Weld Leads

#### 2/0 Stick Cable Set, 50 ft. (15 m) 173851

Consists of 50-foot (15 m) 2/0 electrode cable with holder, and 50-foot (15 m) work cable with clamp. 350 A, 100% duty cycle.

#### 2/0 Stick Cable Set, 100/50 ft. (30.5/15 m) 043952

Consists of 100-foot (30.5 m) 2/0 electrode cable with holder, and 50-foot (15 m) work cable with clamp. 300 A, 100% duty cycle.

### TIG (GTAW) Welding



#### Dynasty® 210 Series

For portable AC/DC TIG.

See literature AD/4.81.

### Multiprocess Welding



#### Multimatic® 200 907518

Portable, all-in-one multiprocess package weighs only 29 pounds (13.2 kg), and features excellent arc characteristics. Exclusive multi-voltage plug (MVP™) provides flexibility to plug into 120- or 240-volt power. Take it anywhere you need to MIG, TIG or stick weld. See literature DC/12.57.

### Plasma Cutting



*Spectrum 375 X-TREME and 625 X-TREME shown.*

#### Spectrum® 375 X-TREME™ 907529

See literature PC/9.2.

#### Spectrum® 625 X-TREME™ 907579

See literature PC/9.6.

#### Spectrum® 875 907583

See literature PC/9.8.

The Spectrum 375 X-TREME and 625 X-TREME come complete with protective X-CASE™ (not shown).

### Trailers and Hitches



#### HWY-Mid Frame Trailer 301438

1,424-pound (646 kg) capacity highway trailer with welded steel tubing frame, heavy-duty axle with roller bearing hubs and leaf-spring suspension. Includes jack stand, fenders, lights, and dual hitch with 2-inch (50 mm) ball hitch and 3-inch (76 mm) lunette eye.

*Note: Trailer is shipped unassembled.*



#### Cable Tree 043826

Provides an area to conveniently wrap weld cables and extension cords.



#### 2-In-1 Document/ Fire Extinguisher Holder 301236

Stores documents and holds a five-pound fire extinguisher.

*Note: Holder shown mounted on trailer. Fire extinguisher not included.*

## Ordering Information

Equipment and Options	Stock No.	Description	Qty.	Price
<b>Bobcat™ 225</b>	<b>907791001</b>	Kohler engine, base model with remote start/stop		
	<b>907791</b>	Kohler engine with GFCI receptacles and remote start/stop		
<b>Field Options</b> <i>Options listed below can be added to the above packages. Installation is required.</i>				
GFCI Receptacles	<b>300975</b>			
Electric Fuel Pump	<b>300976</b>	Recommended for gas engine operations at altitudes above 5,000 feet		
Spark Arrestor	<b>300924</b>			
Remote Oil Drain and Filter Kit	<b>300923</b>	Front mount for Kohler		
Full KVA Adapter Cord	<b>300517</b>			
Full KVA Plug	<b>119172</b>			
Engine Tune-Up Kit	<b>230015</b>	For Kohler CH730 gas engine		
<b>Accessories</b>				
Off-Road Running Gear	<b>300909</b> <b>300910</b>	With inner tubes With Never Flat™ tires		
Off-Road Running Gear with Protective Cage	<b>300912</b>	With Never Flat™ tires.		
Multi-Terrain Running Gear	<b>300913</b> <b>300914</b>	With inner tubes With Never Flat™ tires		
Protective Cage with Cable Holders	<b>300921</b>			
Gas Cylinder Mounting Assembly	<b>300918</b>	<i>Not recommended for use with protective cover</i>		
Protective Covers		See page 6		
Remote Start/Stop Fob	<b>286385</b>	For use with Bobcat 225 and Bobcat 260 welder/generators equipped with remote start/stop		
<b>MIG/Flux-cored Welding</b>				
Millermatic® Series MIG Welders		See page 7		
ArcReach® SuitCase® Wire Feeders		See page 7		
Spoolmatic® 30A Spool Gun	<b>130831</b>	Requires WC-115A Control. See literature M/1.73		
WC-115A Control	<b>137546011</b>	See literature M/1.73		
Spoolmate™ 3035 Spool Gun	<b>195016</b>	See literature M/1.5		
SGA 100C Control	<b>043857</b>	See literature M/1.5		
Heavy-Duty Barrel for Spoolmate 3035	<b>195375</b>	See literature M/1.5		
<b>Stick Welding</b>				
		See page 7		
<b>TIG Welding</b>				
		See page 7		
<b>Multiprocess Welding</b>				
		See page 7		
<b>Plasma Cutting</b>				
		See page 7		
<b>Trailers and Hitches</b>				
HWY-Mid Frame Trailer	<b>301438</b>	Trailer with lights, fenders and dual hitch. For highway use		
Cable Tree	<b>043826</b>	Trailer-mounted cable holder		
2-In-1 Document/Fire Extinguisher Holder	<b>301236</b>	Stores documents and holds a five-pound fire extinguisher		

Date:

Total Quoted Price:

Distributed by:

