



HEATED APPAREL

Product range and instruction manual

microCARBONfibre



Contents:

The Keis technology _____	3,4
Important safety warnings _____	5,6
Heated Vests _____	7,8
Heated Ladies Bodywarmers _____	9,10
Heated Jackets _____	11,12
Heated Gloves _____	13,16
Heated Trousers _____	17,18
Heated Insoles and Over Socks _____	19,20
Keis Accessories _____	21,22
Powering your Keis _____	23,24
Power Controller & Battery care _____	25,26

Keis garments can be powered from a vehicle's battery, or a Keis Portable Battery (optional for most garments).

Jackets, Bodywarmers and Vests

From heated vests to high power heated jackets, Keis makes use of the very latest heat generating technology.

Lifestyle, motorcycle and Inner Gloves

Keis heated gloves provide a layer of heat where you need it most - to the exposed top of your hands and around your fingers. EU Certified for various cold weather activities.

Trousers

Keis provides much needed warmth to the strategic areas, ensuring effective circulation and comfort during long, cold trips.

Boot Insoles and Over Socks

Ultra-reliable Keis heated insoles and heated over socks help keep your toes nice and toasty whatever the weather.

Plus a range of accessories to power, connect, and control your Keis heated apparel, as a single garment, or integrated into a complete heated solution.



SSSKEIS

What makes Keis Apparel unique?

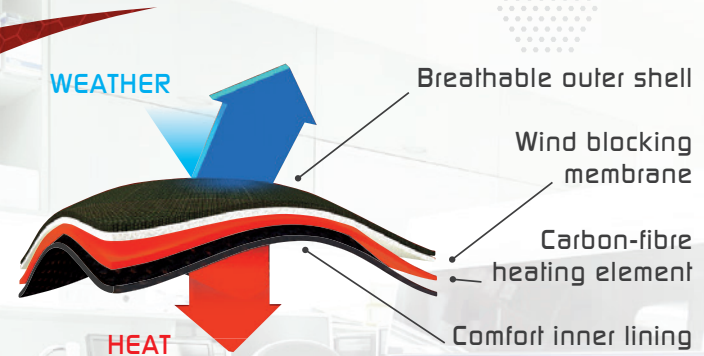
There's nothing better than getting outside on a clear, cold, crisp day. But imagine you could remain as warm as toast whatever the activity! Now you can with Keis Heated Apparel. Forget heated clothing as it used to be, Keis uses the very latest heat generating technology to deliver Far Infra Red Radiation providing reliable, even and strategically positioned heating in a garment so reliable you can even wash it!


microCARBONfibre
HEATING TECHNOLOGY



KEIS

3



What is Far Infra Red Technology?

Imagine being in the sun on a cold day. The warmth seems to penetrate your body. The air temperature maybe zero but you remain warm at least until the sun goes in! That's Far Infra Red. Compare that to being in a warm room where it's the air that keeps you warm. Keis technology is designed to deliver Far Infra Red reliably, effectively and efficiently as possible.

4



WARNING! READ THOROUGHLY BEFORE ATTEMPTING TO USE YOUR KEIS PRODUCT.

Failure to do so can result in burns, serious injury or death.

- Keis Heated Apparel brings immense advantages to the user. However, skin is a sensitive organ and can blister at as little as 44°C. Our products must be used strictly in accordance with the instructions.
- ALWAYS ensure a correct fit. Tight fitting garments that press the heating systems hard against the skin can cause burns.
- DO NOT allow the garment to remain in the same position on any part of the body for periods of more than 20 minutes. Always ensure that there is sufficient movement to reposition the heating panels on the body to some extent to help avoid localized overheating.
- DO NOT use in situations that press the garment against the body for long periods of time. E.g. Seated against a backrest.
- NEVER wear directly against the skin. Always wear an adequate base layer between the product and the skin. (Excludes gloves)
- DO NOT use for prolonged periods particularly at high power and/or at temperatures above 5°C
- ALWAYS use the lowest possible setting for comfort.
- ALWAYS observe any product specific instructions attached to or accompanying the garment.
- DO NOT use when wet. This includes excessive sweat.
- DISCONTINUE USE IMMEDIATELY at any sense of discomfort.
- DO NOT use this product if you suffer from: Heightened or impaired temperature sensitivity or circulatory problems. If in doubt consult your doctor. Not suitable for young children.
- NEVER leave Keis garments unattended when switched on.
- This product is only suitable to be powered by Keis 12V Battery Packs or 12V systems. When using on 12V Vehicles be aware these can run at considerably more than 12V. Check the vehicle systems if in doubt or use a Keis Battery Pack and/or Controller.

- DO NOT modify or disassemble any part of the systems in any way. Only use Keis Genuine Accessories.
- Check garments and cables regularly for signs of wear and fatigue.
- Do not use if the product is visually damaged.
- Unless otherwise stated Keis garments are not designed to provide crash protection.
- Check out our updated safety information at: www.keisapparel.co.uk.

Safety & environment

- Do not dispose of electrical equipment with standard domestic waste.
- Contact your local authority for disposal information specific to your area.

Wash and care instructions

- Make sure that all the Keis heated garments are disconnected before they are washed (including controllers and connection leads).
- Hand wash only, using a mild soap and cold water.
- Hang dry or lay flat.
- Not suitable for dry cleaning.
- Store your dry Keis garment out of direct sunlight. Note: retained moisture and prolonged sunlight may result in fading to the garment's colour. This will also effect the garment's lifespan.

Safe riding tips

- Extended exposure to extreme temperatures, including cold, can lead to hypothermia, dehydration, and desensitisation of the skin.
- Check your skin regularly - before, during and after use.
- If two riders are connecting to one Keis on-bike wiring harness, ensure the motorcycle wiring and battery will safely operate the combined amps for all the heated apparel, and you are safely making use of a fuse that will allow the combined current usage.



Keis Heated Vests

The Keis Premium V501RP Vest features the latest heat generating technology, combined with a lighter construction, improved pockets and distinctive styling.



Premium Model V501RP

Keis Heated Vests provide a layer of warmth to important front and back areas of the body. An optional Keis Power Controller allows you to cycle through three different levels of warmth, providing the ultimate in comfort control during cold weather outdoor use.

The Keis Heated Vest can also be integrated with: Keis Gloves (inner or outer), Keis Trousers, and Keis Boot Insoles or Over Socks.

Technical Data

Voltage: 12V

Approximate* Current: 1.3A - 1.5A

Approximate* Power: 15.6W - 18.0W

* Depending on the size or type of garment

Shell: 94% Polyester,
6% Spandex

Lining: 100% Polyester

KEIS



POWER INPUT OPTIONS



KEIS PORTABLE BATTERY
(optional extra)
ONLY SUITABLE FOR
DUAL-POWER
GARMENTS

OR

ON-BIKE WIRING
HARNESS

POWER OUTPUT
TO GARMENT

USE THE CORRECT
FUSE (see page 24)

MOTORCYCLE
BATTERY
(not supplied)

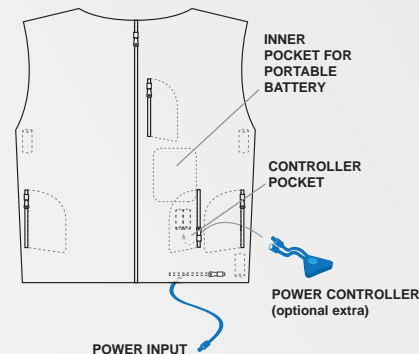


CONNECTING TO A HEAT CONTROLLER

Important note:

The Power Controller connected to the primary garment (as shown to the right) will only control the heat setting of the primary garment. Use a separate optional Inline Power Controller (page 22) to control the heat setting of any other additional integrated (connected) garment.

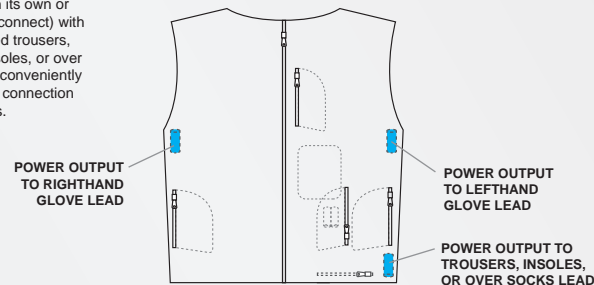
KEIS HEATED VEST (Model V501RP)



CONNECTING KEIS GARMENTS TOGETHER

KEIS HEATED VEST CONNECTION SOCKETS

The Keis vest is able to operate on its own or integrate (connect) with Keis heated trousers, gloves, insoles, or over socks, via conveniently positioned connection plug points.





Keis Heated Premium Bodywarmers



Unisex UltraFlex Model B601RP



Ladies Model B501WRP

The Keis Heated Bodywarmers feature a heated collar, and heating panels front and back, to deliver a cosy spread of warmth. With built-in connection plugs, you have the option to also power your Keis Gloves, Trousers, Boot Insoles, and Over Socks, directly from your primary garment.

Designed to provide a comfortable fit and a complimentary cut.

Technical Data

ULTRAFLEX: B601RP

Voltage:	12V
Approx. Current:	3.4A
Typical Power:	41W
Shell:	85% Chinlon, 15% Spandex
Lining:	95% Polyester, 5% Spandex

LADIES: B501WRP

Voltage:	12V
Approx. Current:	1.2A
Typical Power:	14.4W
Shell:	94% Polyester, 6% Spandex
Lining:	100% Polyester




POWER INPUT OPTIONS


KEIS PORTABLE BATTERY
 (optional extra)
**ONLY SUITABLE FOR
 DUAL-POWER
 GARMENTS**

OR

ON-BIKE WIRING HARNESS

MOTORCYCLE BATTERY
 (not supplied)

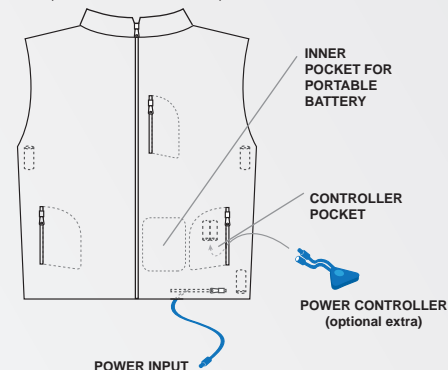
POWER OUTPUT TO GARMENT

USE THE CORRECT FUSE (see page 24)



CONNECTING TO A HEAT CONTROLLER

KEIS HEATED BODYWARMER (Model B601RP & B501WRP)

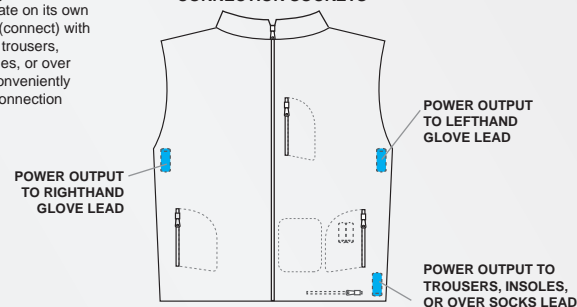
Important note:
 The Power Controller connected to the primary garment (as shown to the right) will only control the heat setting of the primary garment. Use a separate optional Inline Power Controller (page 22) to control the heat setting of any other additional integrated (connected) garment.



CONNECTING KEIS GARMENTS TOGETHER

KEIS HEATED BODYWARMER CONNECTION SOCKETS

The Keis bodywarmer is able to operate on its own or integrate (connect) with Keis heated trousers, gloves, insoles, or over socks, via conveniently positioned connection plug points.





Keis Heated Jackets



Unisex UltraFlex
Model J601RP



Unisex Powersport
Model J501RP and J505RP (Extreme)

The Powersport Jackets, J501RP and the J505RP (Extreme - with extra heat), both feature a breathable soft fabric shell, elasticated sides for comfort, convenient pockets and elasticated cuffs. The UltraFlex jacket has been designed with a luxurious, elasticated outer shell for maximum comfort and superior heating efficiency. This makes for a slimline mid-layer underneath an outer jacket. All the Keis Heated Jackets incorporate micro carbon fibre heat panels across the back, chest, arms and around the collar.

Technical Data

ULTRAFLEX: J601RP

Voltage: 12V

Approx. Current: 5.4A

Approx. Power: 65W

Shell: 85% Chinlon, 15% Spandex

Lining: 95% Polyester, 5% Spandex

POWERSPORT: J501RP / (J505RP)

Voltage: 12V / (12V)

Approx. Current: 5.5A / (6.5A)

Power: 66W / (78W)

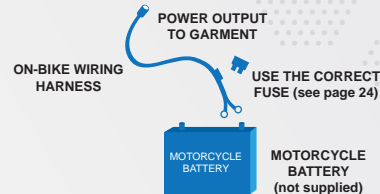
Both models feature the following...

Shell: 94% Polyester, 6% Spandex

Lining: 100% Polyester



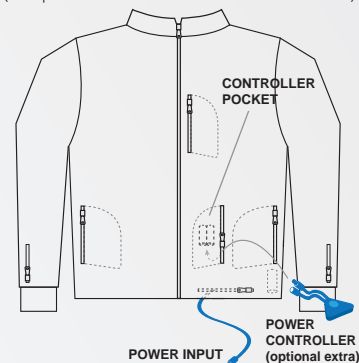
POWER INPUT



CONNECTING TO A HEAT CONTROLLER

KEIS JACKET

(Poersport Model J501RP & J505RP and UltraFlex J601RP)



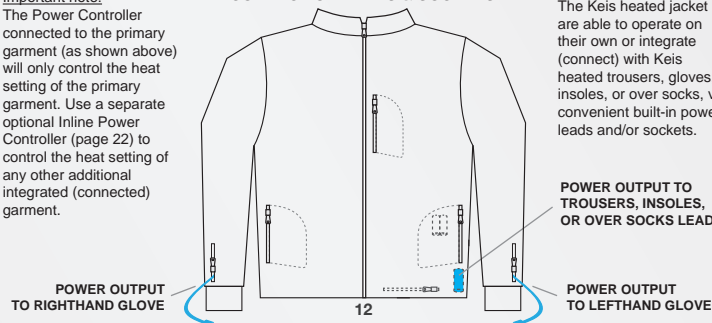
CONNECTING KEIS GARMENTS TOGETHER

KEIS POWERSPORT JACKETS CONNECTION LEADS & SOCKETS

Important note:

The Power Controller connected to the primary garment (as shown above) will only control the heat setting of the primary garment. Use a separate optional Inline Power Controller (page 22) to control the heat setting of any other additional integrated (connected) garment.

The Keis heated jacket are able to operate on their own or integrate (connect) with Keis heated trousers, gloves, insoles, or over socks, via convenient built-in power leads and/or sockets.





Keis Heated Motorcycle Gloves

Motorcycle Gloves with bonded-textile outer
- Model G701



The G701 SHORTY feature snug-fitting short cuffs



Motorcycle Gloves with flexible hard armour
- Model G601



3-Finger Super Warm Motorcycle Gloves
- Model G301



The G701 Heated Motorcycle Gloves are made from super strong and hydrophobic Ballistic Spandex Nylon. They make use of the Keis micro carbon fibre heat technology, and are made from the EU PPE safety-rated abrasion resistant materials (**PPE directive EN 13594:2015**). With (3M)Thinsulate™ and Hipora™ waterproof membrane, both the G601 and G701 benefit from a protective scaphoid guard, and a convenient visor wipe.

Technical Data

MOTORCYCLE GLOVES: **G701** (Standard) AND **G701 SHORTY**

Voltage:	12V
Approx. Current:	1.2A - 1.6A (pair)
Typical Power:	14.4W - 19.2W
Shell:	Ballistic Nylon infused with Spandex and Synthetic (artificial) Leather
Lining:	100% Polyester (Bonded)
EU PPE Certified:	Level 1 Protection

Keis heated gloves provide luxurious cosy warmth to your hands. They can be powered by the supplied motorcycle battery power lead, a single pocket-sized portable battery, or a dedicated set of glove batteries (that insert into each glove cuff - for all models, except for the G701 SHORTY). All Keis heated motorcycle gloves feature integrated power controllers, positioned for visibility and quick heat adjustment on the back of each glove.

Technical Data

MOTORCYCLE GLOVES: **G601**

Voltage:	12V
Approx. Current:	1.2A - 1.6A (pair)
Typical Power:	14.4W - 19.2W
Shell:	Nylon and Leather
Lining:	100% Polyester
EU PPE Certified:	Level 2 Protection

MOTORCYCLE GLOVES: **G301**

Voltage:	12V
Approx. Current:	1.2A - 1.6A (pair)
Typical Power:	14.4W - 19.2W
Shell:	Nylon and Leather
Lining:	100% Polyester
EU PPE Certified:	Level 1 Protection



Keis Heated Inner and Leisure Gloves

Inner Gloves
- Model G102



Leisure Gloves
with battery pack
- Model G801



Keis Heated Inner Gloves can be worn as lightweight outdoor heated glove, or underneath your favourite motorcycle gloves. Lightweight and made from stretch material, the inner gloves are heated by Micro Alloy heat technology, powered by the supplied vehicle lead or an optional portable battery pack. The Keis Leisure Gloves are rugged and durable outdoor gloves. They feature built-in Power Controllers and come with a set of glove batteries (that fit into the glove battery pocket, built into the cuff of each glove), and a UK or Multinational battery charger. We recommend the use of S100 Waterproof Spray to maintain the waterproofing of all G801 Leisure Gloves.

Technical Data

INNER GLOVES: G102

Voltage: 12V
Approx. Current: 1A (pair)
Typical Power: 11.5W
Shell: 85% Nylon,
15% Spandex
Lining: 100% Polyester

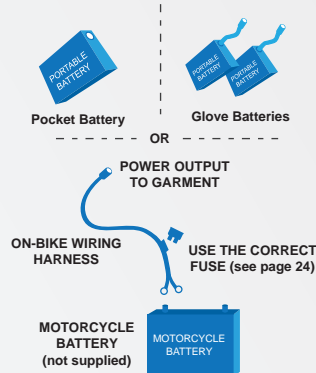
LEISURE GLOVES: G801

Voltage: 12V
Approx. Current: 1.2A - 1.6A (pair)
Typical Power: 14.4W - 19.2W
Shell: Nylon and
Leather
Lining: 100% Polyester

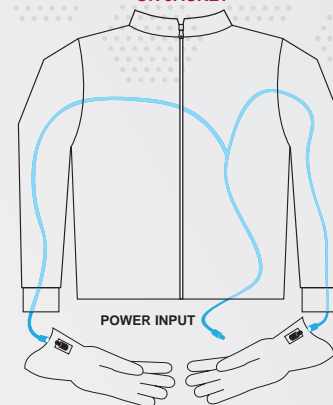


POWER INPUT OPTIONS

KEIS PORTABLE (pocket) BATTERY
(optional extra for G102, G301, G601 and G701)
A SET OF GLOVE BATTERIES
ARE SUPPLIED WITH THE
G801 LEISURE GLOVES

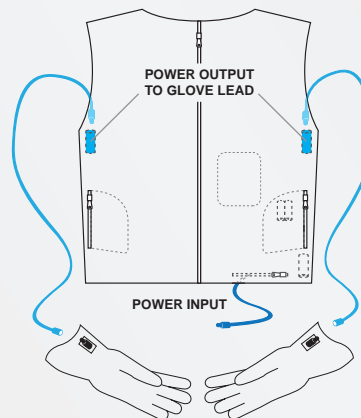


USING KEIS HEATED GLOVES WITHOUT A KEIS VEST, BODYWARMER OR JACKET



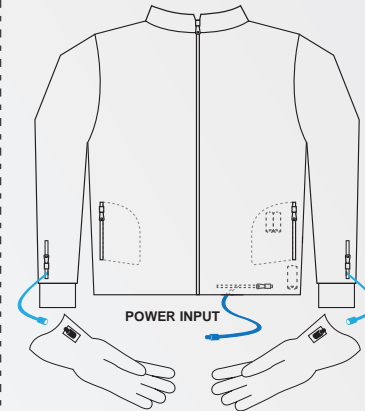
Use the supplied Y-Cable to connect the gloves to your choice of power input

USING KEIS HEATED GLOVES WITH A KEIS VEST OR BODYWARMER



Thread the (optional) glove connector leads through the inside of your motorcycle jacket sleeves.

USING KEIS HEATED GLOVES WITH A KEIS JACKET



The built-in glove power cables are accessed from within each jacket sleeve.



Keis Heated Trousers



Trousers - Model T103

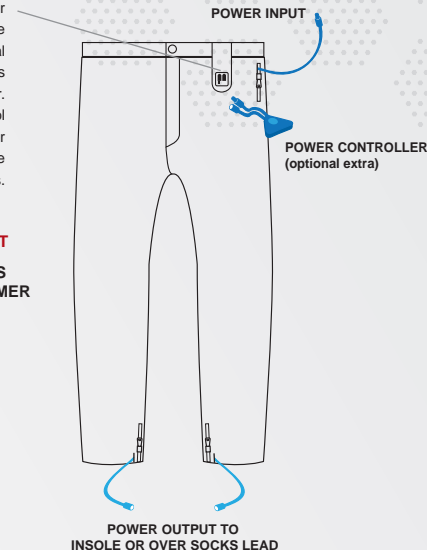
Keis Heated Trousers use strategically placed heat to create all the warmth your legs will need on long cold trips. The heated trousers can be powered from the supplied on-bike wiring harness, or plugged into a Keis Vest, Bodywarmer or Jacket. Heat adjustment while on the go can be accomplished by attaching the optional Keis Power Controller to the trouser controller flap (first remove the 'link wire'). See page 25 and 26 for details regarding Power Controllers.

Technical Data

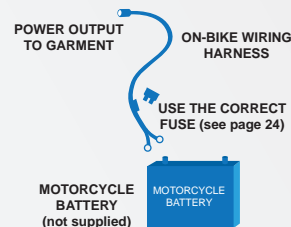
Voltage:	12V	Shell:	94% Polyester,
Approx. Current:	3.3A		6% Spandex
Typical Power:	39.6W	Lining:	100% Polyester



Keis Heated Trousers feature a power controller connection. Heat can be adjusted via connecting an optional Keis Power Controller or a Keis Bluetooth Power Controller. This power controller will also control the heat setting of any other connected garments, such as the heated insoles or over socks.

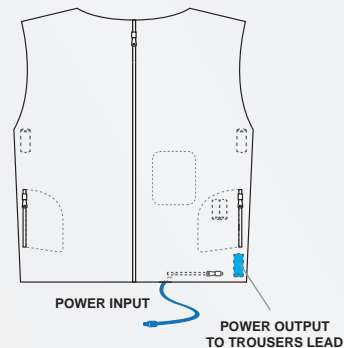


CONNECTING THE POWER INPUT USING KEIS HEATED TROUSERS WITHOUT A KEIS VEST, BODYWARMER OR JACKET

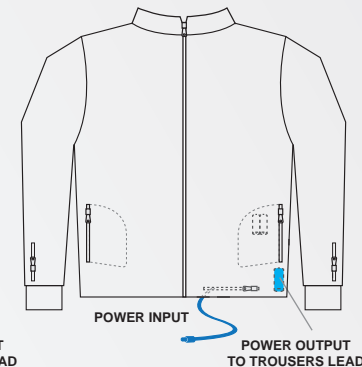


CONNECTING KEIS GARMENTS TOGETHER

USING KEIS HEATED TROUSERS WITH A KEIS VEST OR BODYWARMER



USING KEIS HEATED TROUSERS WITH A KEIS JACKET





Keis Heated Insoles and Over Socks



Heated Insoles - Model S201



Heated Over Socks - Model S301

Our feet are often referred to as our radiators. When warm, we feel warm; and when our feet feel cold, we feel cold. Keis Insoles and Over Socks provide between 8 to 11 Watts of warmth across the entire bottom of the feet.

They can be powered via the supplied on-bike wiring harness or an optional Keis portable battery. When used with other Keis heated garments, they can also be powered from a Keis Heated Vest, Bodywarmer, Jacket, or Trousers.

Always wear socks in between the feet and the Keis Insole or Over Sock. As the skin on the feet is sensitive, please read the safety warnings (page 5 & 6).

Technical Data

HEATED INSOLES: S201
 Voltage: 12V
 Approx. Current: 0.8A (pair)
 Typical Power: 10W
 Material: Surface 100% Polyester
 Bottom 100% PU

HEATED OVER SOCKS: S301
 Voltage: 12V
 Approx. Current: 0.6A (pair)
 Typical Power: 8W
 Material: 85% Polyester
 15% Spandex

POWER INPUT OPTIONS

KEIS PORTABLE BATTERY
 (optional extra)
 ONLY SUITABLE FOR
 DUAL-POWER
 GARMENTS



OR

**POWER OUTPUT
 TO GARMENT**

**ON-BIKE WIRING
 HARNESS**

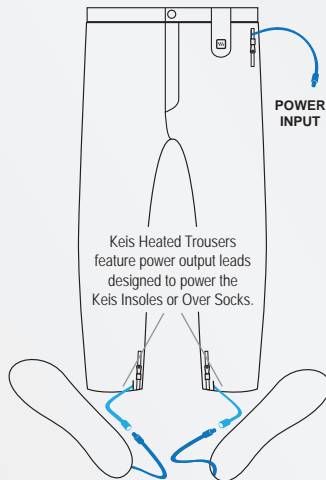


USE THE CORRECT FUSE (see page 24)

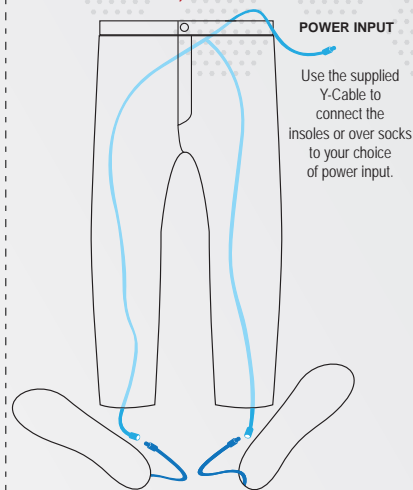
**MOTORCYCLE
 BATTERY**
 (not supplied)



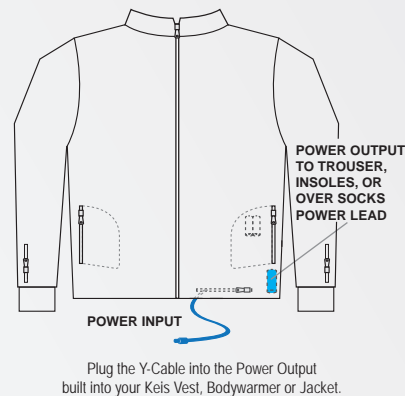
USING KEIS HEATED INSOLES OR OVER SOCKS WITH A KEIS TROUSERS



USING KEIS HEATED INSOLES OR OVER SOCKS WITHOUT A KEIS VEST, BODYWARMER, JACKET, OR TROUSERS



USING KEIS HEATED INSOLES OR OVER SOCKS WITH A KEIS VEST, BODYWARMER, OR JACKET





Keis Accessories

The Keis heated garments come with all you need to use them right away, but we do recognise that your individual setup and user-needs may require additional accessories.

Keis Portable Battery Pack - 2600mAh
and Charger (either UK or Multinational with EU, US, and UK), with USB Output to also charge phones or USB devices



Part # W54-370773 (UK) / W54-371992 (Multi)

Keis Portable Battery Pack - 5200mAh
and Charger (either UK or Multinational with EU, US, and UK) with USB Output to also charge phones or USB devices



Part # W54-371107 (UK) / W54-372005 (Multi)

Keis Glove Batteries
and Charger (either UK or Multinational with EU, US, UK).
These batteries are available in sets of two



Part # W54-371981 (UK) / W54-372784 (Multi)

Keis Econo Battery Pack - 2600mAh
Economy battery pack without charger, as extra battery for a Keis Bodywarmer or Vest. Can also be used as a single Keis Glove Battery replacement



Part # W54-371213

Keis Spare Y-Cable for Gloves, Insoles or Over Socks




Part # W54-370896

Keis Vest or Bodywarmer to Gloves Connection Leads (pair)



Part # W54-371060

Keis Cable Extension 300 or 600mm



Part # W54-370087 / W54-370094

Keis Additional Motorcycle Supply Loom (on-bike wiring harness)



Part # W54-370070

Keis Power Controller for Vests, Bodywarmers, Jackets & Trousers



Part # W54-371220

Keis BLUETOOTH Power Controller for Vests, Bodywarmers, Jackets & Trousers



Part # W54-370889

Keis Light-Duty Inline Power Controller - for Inner Gloves, Insoles or Socks



Part # W54-370759

OptiMate (KET or SAE) Battery Connection Lead to Keis Power Supply Lead - 68mm long



Part # W54-370063 (with the KET plug)
W54-370247 (with the SAE plug)

Keis Accessory Socket with OptiMate (SAE) Connector



Part # W54-370643

Keis Accessory Socket with OptiMate (KET) Connector



Part # W54-370056

Adaptor - Keis male to Generic female (5.5 x 2.1) (5.5 x 2.5)

Part # W54-371374



Adaptor - Generic male to Keis female (5.5 x 2.5) (5.5 x 2.1)

Part # W54-371381

Keis 1-into-3 Cable Splitter



Part # W54-370117

Keis Portable Battery Charger - From a vehicle



Part # W54-370049

Vehicle Cigarette Lighter / DIN Power Socket Supply Lead



Part # W54-370032

Note:
BMW DIN socket has a 5A limit



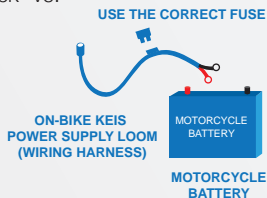
Powering your Keis equipment

Your Keis heated garment has been designed to be powered from a 12V source, such as a motorcycle battery or a Keis Portable Battery (for Dual-Power garments).

Powering your Keis heated garment from a motorcycle battery

Attach the Fused Connection Lead directly across the battery taking into account any safety notices issued by the manufacturer and observing the polarity Red +ve and Black -ve.

WARNING: Suitable for 12V systems ONLY. Always connect the Red +ve lead to the battery first. Position the power socket so it is in a convenient position to power your garment and secure if necessary using cable ties (NOT tape) ensuring that it cannot become trapped, damaged or interfere with the normal operation of the Motorcycle.



Powering your Keis garment from a Keis Portable Battery

WARNING: Use only Keis Battery Packs. Use of third party battery packs will invalidate the warranty and may cause injury.

Insert the Power Input lead directly from the garment into the Keis Battery Pack. For convenience the battery pack can be placed in the inside pocket of the Keis body garment and secured with the Velcro strap. According to comfort considerations, larger batteries may be best accommodated in the pocket of existing garments or a dedicated Keis Battery Pouch. Note: Control of the garment is affected using the optional Heat Controller, and not via the Keis Battery Pack.

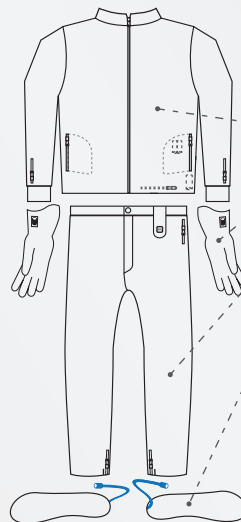
Fuses

Fuses protect both the garment and the motorcycle. Select the correct fuse by adding up the amps drawn for the garment, or combination of garments. Always use the fuse with a greater amp value.



Fuse Usage When Using Individual Keis Garments

ITEM:	APROX. CURRENT:	RECOMMENDED FUSE
KEIS HEATED VEST	1.3 - 1.5A	2A Fuse (grey colour)
KEIS HEATED BODYWARMER	1.2A	2A Fuse (grey colour)
KEIS HEATED JACKET	5.5 - 6.5A	7.5A Fuse (brown colour)
KEIS HEATED GLOVES	1.0 - 1.6A	2A Fuse (grey colour)
KEIS HEATED TROUSERS	3.3A	5A Fuse (orange colour)
KEIS HEATED INSOLES	1.0A	2A Fuse (grey colour)
KEIS HEATED OVER SOCKS	0.6A	2A Fuse (grey colour)



Fuse Usage With Combined (Integrated) Keis Garments

$$\begin{array}{r}
 6.5A \\
 + \\
 1.6A \\
 + \\
 3.3A \\
 + \\
 1.0A \\
 \hline
 12.4A
 \end{array}$$

Recommended Fuse 15A

15

Warning: The potential current drawn when using several garments can be high in some situations. It is your responsibility to ensure the power source can provide the required current.



Keis Power Controllers & Battery Care

Keis Portable Batteries - Care Warning

Your Keis Lithium Ion (Li-ion) Battery Pack uses selected high-quality cells. However, like all Li-ion batteries they self-discharge over time. If allowed to fully discharge they cannot be recovered. Control circuits built into your Keis Battery Pack help prevent full discharge. However, it is vitally important to ensure that the Battery Pack is fully charged before long term storage and fully recharged at least every six months thereafter. Fully discharged batteries are not covered by our warranty.

Keis Power Controllers

All Keis Heated Vests, Bodywarmers and Jackets (excluding the leisure J801) are supplied out of the box with a 'link wire' in place of a Power Controller, and deliver full power. Optional Power Controllers (Standard, Bluetooth, or 'Light-Duty Inline') are available to provide control according to your specific use or the conditions.

How to use the Keis Standard and 'Light-Duty Inline' Power Controller

Note the 'Light-Duty Inline' controller is only for use with Keis Inner Gloves, Socks or Insoles. The Standard Power Controller is suitable for Keis Vests, Bodywarmers, and Jackets. When the Power Controller is used with the Vest, Bodywarmer or Jacket the 'link wire' situated in the Controller Pocket should be removed and replaced with the Power Controller. The Controller Pocket is designed to store the Power Controller when a desired setting has been selected.



Keis Power Controller

- When the clothing (or accessories) are first connected to the power source, all the LEDs on the Power Controller will flash for about 2 seconds, and then appear blank (no lights illuminating).
- TO SWITCH ON: Pressing and holding the button for about one second will switch the Power Controller on, defaulting to the Hi setting (Red), or the MAX setting (blue) - for the Inline controller.
- Pressing the button again will scroll through the Med (Amber) and Low (Green) settings and back to Hi.
- TO SWITCH OFF: Press and hold the button for approx 2 seconds. The Power Controller lights will switch off, confirming that the garment is now off.
- Ensure the controller is kept dry at all times.



Keis Power Controller is built into most Keis Heated Motorcycle and Leisure Gloves



Three levels of power adjustment via an optional Power Controller



Keis Power Controller plugged into a Keis Heated Vest, Bodywarmer or Jacket



Keis Warranties

The Keis range of heated garments is made to an extremely high standard, using quality materials. As such we are confident in providing the following warranties:

- LIFETIME WARRANTY on all heating elements.
- 2-Year warranty on all the other materials.
- 180-Day warranty on Keis Portable Batteries.

Visit the 'Warranties' page on the Keis website to find out how to register your garments.

Visit the Keis website for a list of International distributors, or dealers, in your country or region.

Designs and specifications in this manual can change without notice.

www.keisapparel.com

International Head Office:

Keis (Europe) Limited, Motohaus, Unit 1a Rose Estate, Osborn Way, Hook, Hampshire, RG27 9UT, United Kingdom. Tel: +44 (0) 1256 704909

VER: 20230608

