

INSTRUCTIONS

These operating instructions are applicable for both the 'Battery Pack and Charger' or 'Battery Pack' only.



2600mAh and 5200mAh Portable Battery, 2000mAh Glove Battery Pack, and all Battery Packs with a Charger.

WARNINGS

Lithium-Ion Batteries store considerable energy which can be released uncontrollably if they are mistreated. To help avoid fire and/injury you are urged to read and observe the following warnings.

- Always charge Battery Packs in a well-ventilated area and AWAY from combustible material.
For example:
 - DO NOT stack Battery Packs one on the other when charging.
 - DO NOT charge the Battery Pack while in the garment.
- ALWAYS remove the battery pack from the garment after use.
- NEVER store Battery Packs in the garment.
- ALWAYS check all wiring for fractures before each use. In the event of wire damage contact Keis for advice.

CHARGING THE BATTERY PACK

We recommend that before using your Keis Battery Pack for the first time, or after an extended storage period, it is given a full charge. Use only Keis branded chargers.

The Charger LED will show red whilst charging and green when charging is complete. The charging control in the Charger prevents excessive charging of the Battery Pack. However, ALWAYS disconnect the Battery Packs from the charger and from each other after charging. Charging time will depend on the charger type and the state of charge and capacity of the Battery Pack.

www.keisapparel.com

USING THE BATTERY PACK

Connect your Keis Battery Pack in accordance with the instructions accompanying your garment. Duration of operation is dependent on the number and type of garments powered and heat setting selected for each.

NOTE: To commence operation, plug the garment supply lead into the Battery Pack. To cease operation simply unplug the garment from the battery. More convenient and flexible control can be provided using a Keis Heat Controller or On/Off switch.

Some Keis Battery Packs have the following features:

- Capacity Monitor - simply shake the battery to display a series of up to four LEDs. Indicating 25% / 50% / 75% or 100% capacity.
- Output suitable for charging all 5V USB devices including QC3.0 for Quick Charge enabled devices.

BATTERY CARE

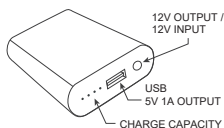
Your Keis Lithium Ion (Li-ion) or Lithium Polymer Battery Pack uses selected high-quality cells. However, like all Lithium batteries they self-discharge over time. If allowed to fully discharge they cannot be recovered. Control circuits built into your Keis Battery Pack help prevent full discharge. However, it is vitally important to ensure that the Battery Pack is fully charged before long term storage and fully recharged at least every six months thereafter. Fully discharged batteries are not covered by our warranty.

TECHNICAL DATA

2600mAh PORTABLE BATTERY

Battery type:
Lithium ion

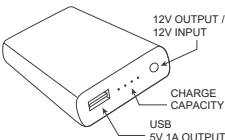
Capacity:
2600mAh (28.86 Wh)



5200mAh PORTABLE BATTERY

Battery type:
Lithium ion

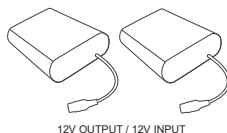
Capacity:
5200mAh (57.72 Wh)



2x 2000mAh GLOVE BATTERIES

Battery type:
Lithium Polymer

Capacity:
2x 2000mAh (22.20 Wh)



For further information please visit the website:

www.keisapparel.com