





# P-series

## AC technology

### Product overview

Quick selection	Page 138
Single inlet	
Size 200	Page 140
Size 220	Page 144
Size 250	Page 150
Size 280	Page 154
Size 315	Page 158
Size 355	Page 164
Size 400	Page 168
Double inlet	
Size 200	Page 170
Size 220	Page 172
Size 225	Page 176
Size 280	Page 180
Size 315	Page 184
Size 355	Page 188
Size 400	Page 190

Information

RM..D-ECblue

RM..D

RG..R-ECblue

RG/RD..P

RG/RD..S

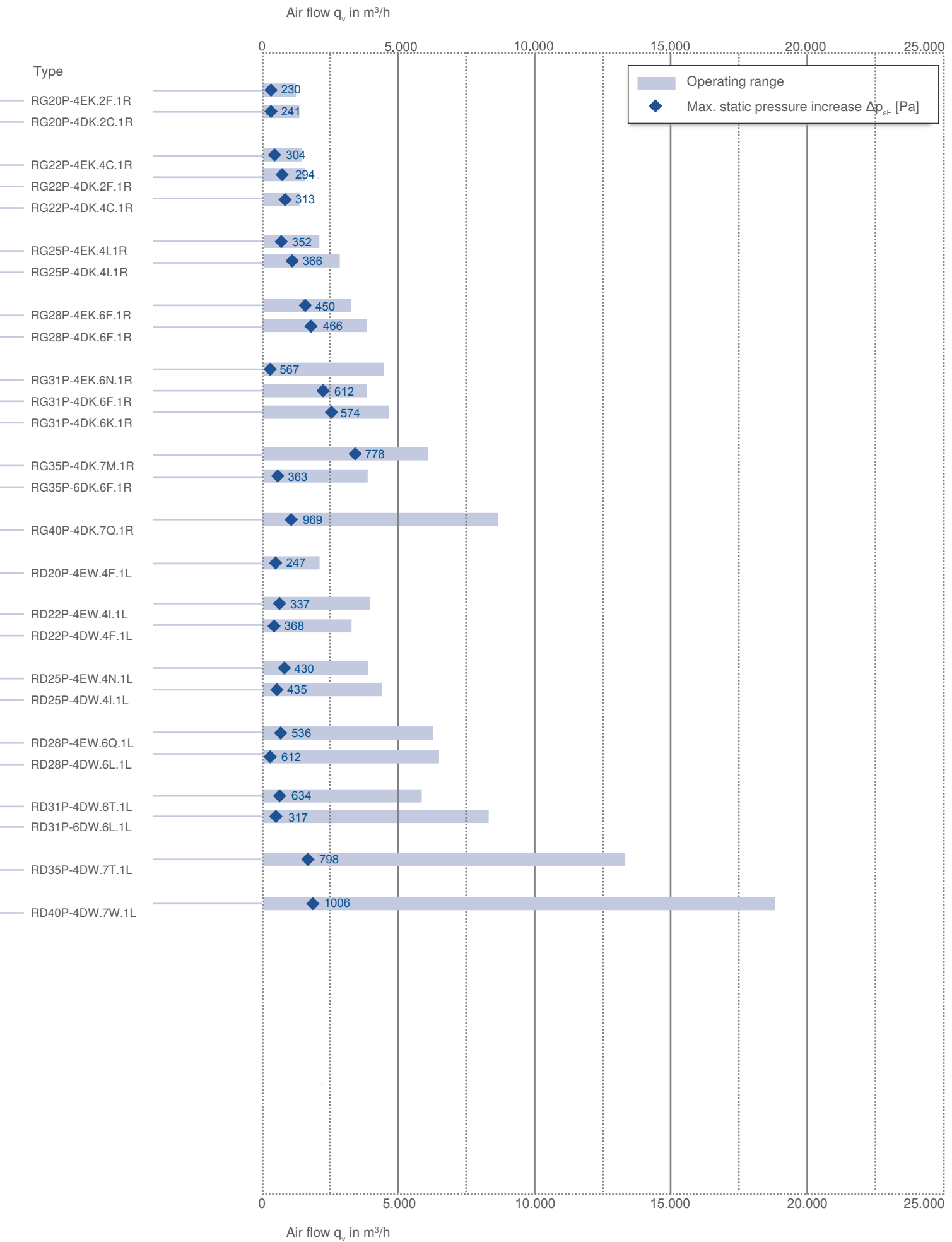
System components

Control technology

General notes

Size	Voltage	Pole-count	Type	Impeller position	ErP	Page
200	1~ 230 V	4	RG20P-4EK.2F.1R	K	-	140
	3~ 400 V	4	RG20P-4DK.2C.1R	K	2015	142
225	1~ 230 V	4	RG22P-4EK.4C.1R	K	2013	144
	3~ 400 V	4	RG22P-4DK.2F.1R	K	2013	146
		4	RG22P-4DK.4C.1R	K	2015	148
250	1~ 230 V	4	RG25P-4EK.4I.1R	K	-	150
	3~ 400 V	4	RG25P-4DK.4I.1R	K	2013	152
280	1~ 230 V	4	RG28P-4EK.6F.1R	K	2015	154
	3~ 400 V	4	RG28P-4DK.6F.1R	K	2015	156
315	1~ 230 V	4	RG31P-4EK.6N.1R	K	2013	158
	3~ 400 V	4	RG31P-4DK.6F.1R	K	2013	160
		4	RG31P-4DK.6K.1R	K	2015	162
355	3~ 400 V	4	RG35P-4DK.7M.1R	K	2015	164
		6	RG35P-6DK.6F.1R	K	2015	166
400	3~ 400 V	4	RG40P-4DK.7Q.1R	K	2015	168
200	1~ 230 V	4	RD20P-4EW.4F.1L	W	-	170
	225	1~ 230 V	4	RD22P-4EW.4I.1L	W	2015
3~ 400 V		4	RD22P-4DW.4F.1L	W	2015	174
250	1~ 230 V	4	RD25P-4EW.4N.1L	W	2013	176
	3~ 400 V	4	RD25P-4DW.4I.1L	W	2013	178
280	1~ 230 V	4	RD28P-4EW.6Q.1L	W	2013	180
	3~ 400 V	4	RD28P-4DW.6L.1L	W	2015	182
315	1~ 230 V	4	RD31P-4DW.6T.1L	W	2013	184
	3~ 400 V	6	RD31P-6DW.6L.1L	W	2015	186
355	3~ 400 V	4	RD35P-4DW.7T.1L	W	2015	188
400	3~ 400 V	4	RD40P-4DW.7W.1L	W	2015	190





# P-series

for single phase alternating current, 4 pole

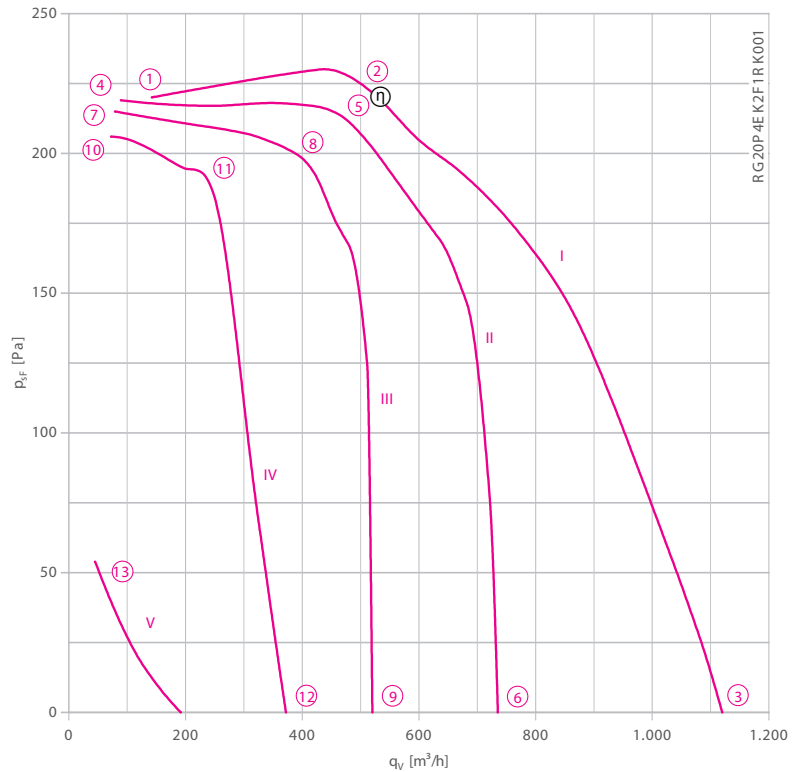
RG20P-4E



## Description

Motor technology: AC  
 Rated voltage  $U_N$ : 1~ 230 V $\pm$ 10 %\*  
 Rated frequency  $f_N$ : 50 Hz\*  
 Motor input power  $P_1$ : 0.29 kW\*  
 Rated current  $I_N$ : 1.45 A\*  
 Rated speed  $n_N$ : 1260 min<sup>-1</sup>\*  
 Starting current  $I_A$ : 2.60 A  
 Service capacitor  $C_{400V}$ : 5\*0  $\mu$ F  
 Dynamic pressure:  $p_{d2} = 4.6 \cdot 10^{-5} \cdot q_v^2$  [Pa]  
 Thermal class: **THCL155**\*  
 Min. permitted ambient temperature  $t_{R(min)}$ : -20 °C  
 Max. permitted ambient temperature  $t_{R(max)}$ : 40 °C  
 Protection class: IP44  
 Motor protection: Thermal contact  
 Impeller : Galvanised sheet metal, uncoated  
 Motor: 1 coat paint, pebble grey  
 Housing: Housing unpainted  
 \* Rated data

## Characteristic curve



Measured in housing from ZIEHL-ABEGG.

- Connection diagram
- System components

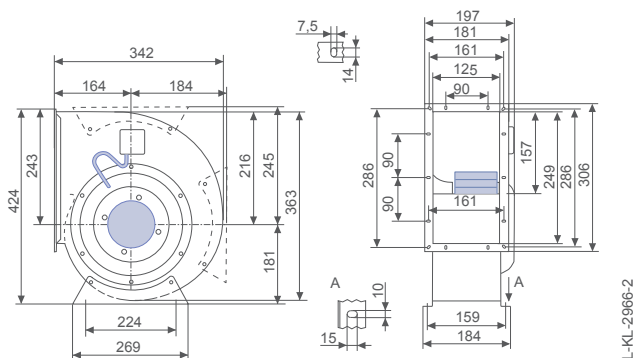
1360-104XA

Page 367

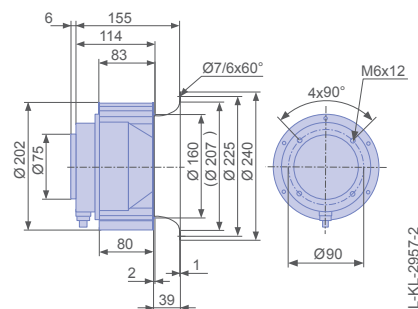
Page 262

## Dimensions [mm]

Fan with housing, single inlet



Motorised impeller





Performance data

Type	Characteristic curve	Voltage	Operating point	Current	Motor input power	Speed	Suction side sound power level
		U [V]		I [A]	P <sub>i</sub> [W]	n [min <sup>-1</sup> ]	L <sub>WAS</sub> [dB]
RG20P-4EK.2F.1R	I	230	①	0.96	140	1470	
		230	②	0.98	160	1450	73
		230*	③	1.45*	290*	1260*	79
	II	160	④	0.47	72	1450	
		160	⑤	0.58	91	1420	71
		160	⑥	1.35	175	680	68
	III	130	⑦	0.43	57	1440	
		130	⑧	0.64	80	1360	69
		130	⑨	1.05	120	530	63
	IV	105	⑩	0.42	44	1410	
		105	⑪	0.49	50	1360	65
		105	⑫	0.83	66	430	64
	V	60	⑬	0.48	22	250	

\*rated data

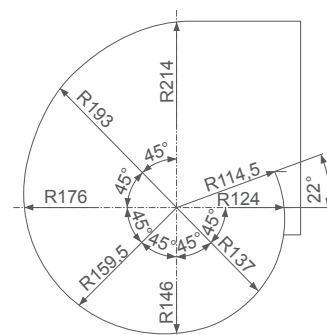
Fan ordering information

Design	RG	RE
Installation position	H	H/Vu/Vo
Electrical connection	Terminal box fixed on housing.	Supply cable lateral 105cm
		
<b>Type</b>	<b>RG20P-4EK.2F.1R</b>	<b>RE20P-4EK.2F.1R</b>
<b>Article no.</b>	<b>209311</b>	<b>209309</b>
Weight [kg]	10.60	4.00

Control technology

<p>Frequency inverter Control 1~</p>  <p>➤ Page 296</p>	<p>Motor protection units 1~</p>  <p>➤ Page 344</p>	<p>Transformer-based controllers 1~</p>  <p>➤ Page 334</p>	<p>Electronic voltage controllers 1~</p>  <p>➤ Page 310</p>
--	--	---	---

Used housing



L-KL-2949-1

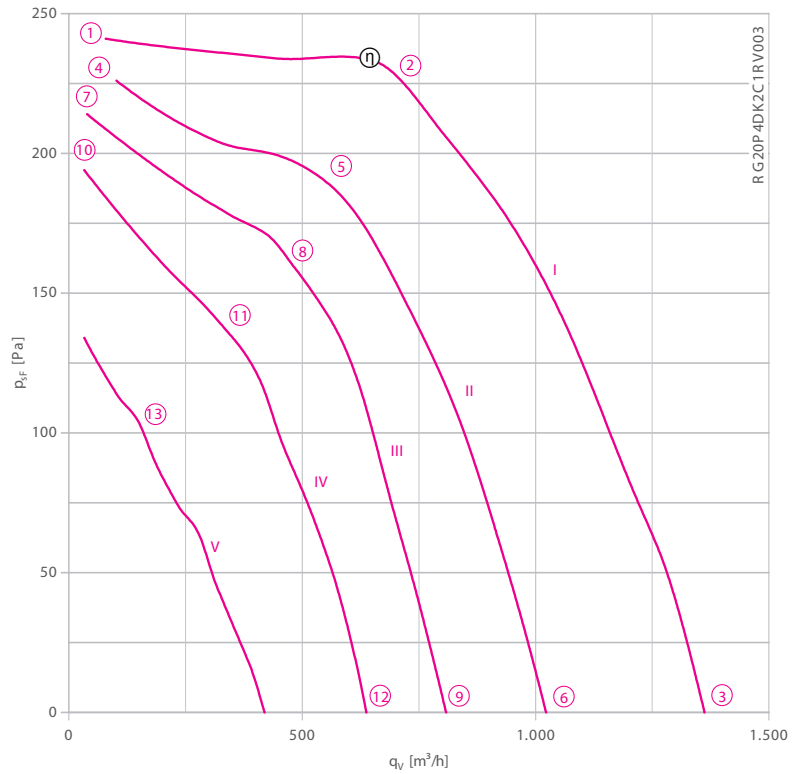
# P-series

for three phase alternating current, 4 pole

RG20P-4D



Characteristic curve



## Description

Motor technology: AC  
 Rated voltage  $U_N$ : 3~ 230/400 V ( $\Delta/Y$ )  $\pm 10$  %\*  
 Rated frequency  $f_N$ : 50 Hz\* (60Hz data available)  
 Motor input power  $P_1$ : 0.31 kW\*  
 Rated current  $I_N$ : 0.89/0.51 A\*  
 Rated speed  $n_N$ : 1230 min<sup>-1</sup>\*  
 Starting current  $I_s$ : 2.20 A / 1.20 A  
 Current increase  $\Delta I$ : 0 %  
 Dynamic pressure:  $p_{d2} = 4.4 \cdot 10^{-5} \cdot q_v^2$  [Pa]  
 Thermal class: THCL155\*  
 Min. permitted ambient temperature  $t_{R(min)}$ : -20 °C  
 Max. permitted ambient temperature  $t_{R(max)}$ : 70 °C  
 Protection class: IP44  
 Motor protection: Thermal contact  
 Impeller : Galvanised sheet metal, uncoated  
 Motor: 1 coat paint, pebble grey  
 Housing: Housing unpainted  
 Conformity: ErP 2015, CE

## ErP-Data

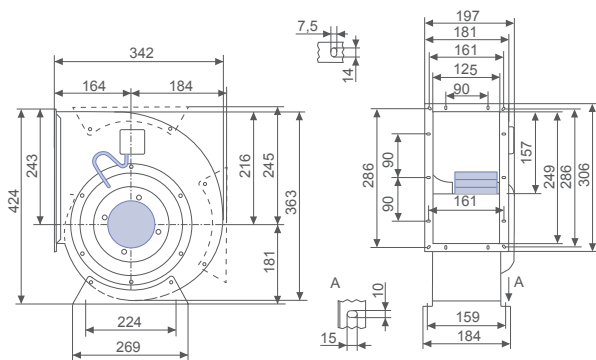
Efficiency  $\eta_{statA}$ : 32.2 %  
 Efficiency:  $N_{actual} = 44.0 / N_{target} = 44$ \*\*  
 \* Rated data  
 \*\*ErP 2015

- Connection diagram
- System components

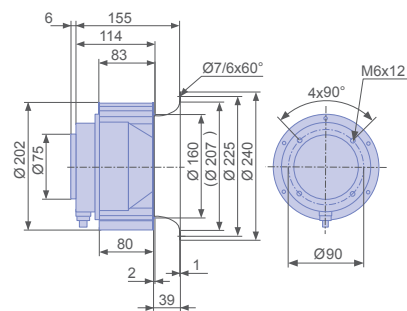
1360-106XA Page 367  
 Page 262

## Dimensions [mm]

Fan with housing, single inlet



Motorised impeller





Performance data

Type	Characteristic curve	Voltage	Operating point	Current	Motor input power	Speed	Suction side sound power level
		U [V]		I [A]	P <sub>1</sub> [W]	n [min <sup>-1</sup> ]	L <sub>WAS</sub> [dB]
RG20P-4DK.2C.1R	I	400	①	0.35	66	1470	
		400	②	0.38	135	1400	73
		400*	③	0.51*	310*	1230*	76
	II	230	④	0.20	39	1430	
		230	⑤	0.29	95	1280	70
		230	⑥	0.51	195	920	69
	III	180	⑦	0.17	34	1390	
		180	⑧	0.27	73	1220	69
		180	⑨	0.49	140	770	64
	IV	140	⑩	0.16	30	1320	
		140	⑪	0.26	57	1090	58
		140	⑫	0.43	93	590	57
	V	90	⑬	0.20	28	990	

\*rated data

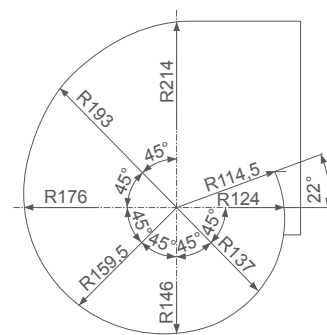
Fan ordering information

Design	RG	RE
Installation position	H	H/Vu/Vo
Electrical connection	Terminal box fixed on housing.	Supply cable lateral 105cm
		
<b>Type</b>	<b>RG20P-4DK.2C.1R</b>	<b>RE20P-4DK.2C.1R</b>
<b>Article no.</b>	<b>209476</b>	<b>209475</b>
Weight [kg]	9.60	3.70

Control technology

<p>Frequency inverter Fcontrol 3~</p>  <p>➤ Page 302</p>	<p>Motor protection units 3~</p>  <p>➤ Page 344</p>	<p>Transformer-based controllers 3~</p>  <p>➤ Page 334</p>	<p>Electronic voltage controllers 3~</p>  <p>➤ Page 324</p>
---	--	---	--

Used housing



L-KL-2949-1



# P-series

for single phase alternating current, 4 pole

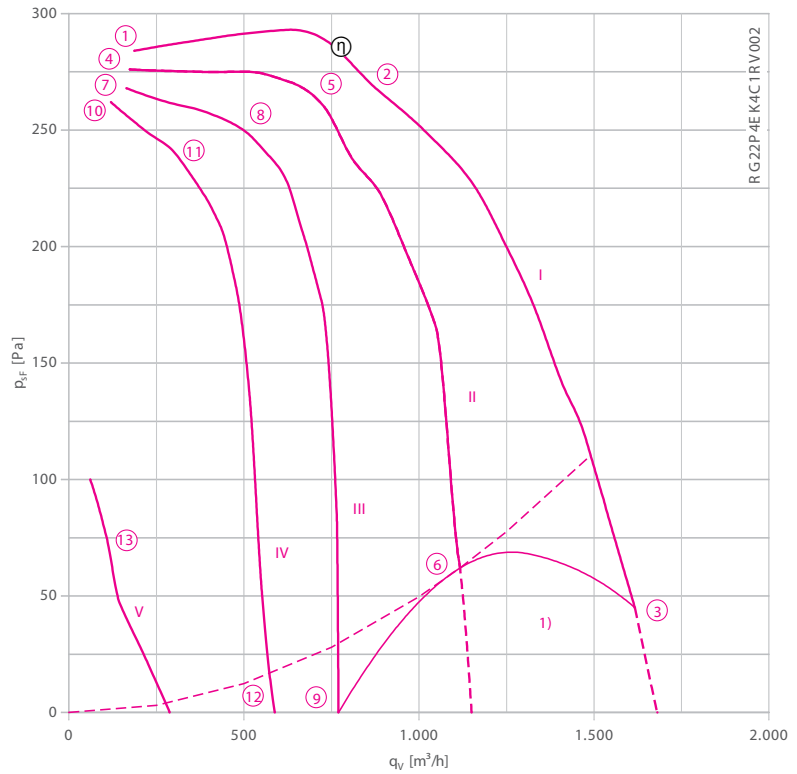
RG22P-4E



## Description

Motor technology: AC  
 Rated voltage  $U_N$ : 1~ 230 V $\pm$ 10 %\*  
 Rated frequency  $f_N$ : 50 Hz\*  
 Motor input power  $P_1$ : 0.51 kW\*  
 Rated current  $I_N$ : 2.30 A\*  
 Rated speed  $n_N$ : 1250 min<sup>-1</sup>\*  
 Starting current  $I_A$ : 4.20 A  
 Service capacitor  $C_{400V}$ : 8.0  $\mu$ F  
 Dynamic pressure:  $p_{d2} = 2.9 \cdot 10^{-5} \cdot q_v^2$  [Pa]  
 Thermal class: **THCL155**\*  
 Min. permitted ambient temperature  $t_{R(min)}$ : -20 °C  
 Max. permitted ambient temperature  $t_{R(max)}$ : 40 °C  
 Minimum pressing  $p_{sF(min)}$ : 50 Pa  
 Protection class: IP54  
 Motor protection: Thermal contact  
 Impeller : Galvanised sheet metal, uncoated  
 Motor: 1 coat paint, pebble grey  
 Conformity: ErP 2013, CE  
**ErP-data**  
 Efficiency  $\eta_{statA}$ : 27.7 %  
 Efficiency:  $N_{actual} = 37.4 / N_{target} = 37$ \*\*  
 \* Rated data  
 \*\*ErP 2013

Characteristic curve



Measured in housing from ZIEHL-ABEGG.

1) Do not operate in this area

- Connection diagram
- System components

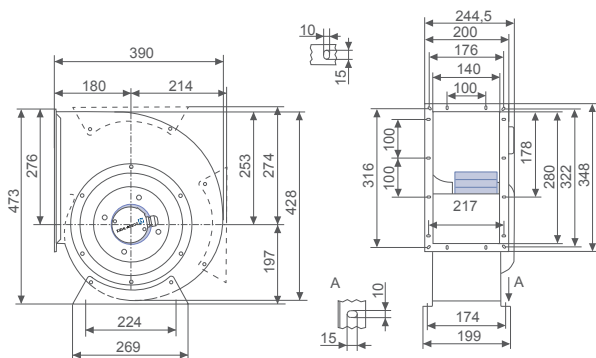
1360-104XA

Page 367

Page 262

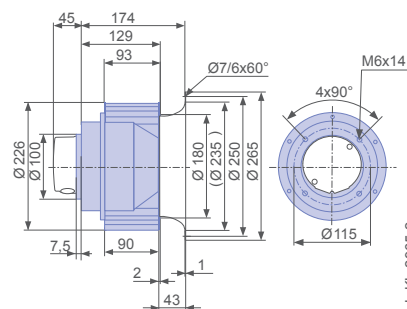
## Dimensions [mm]

Fan with housing, single inlet



L-KL-2968-2

Motorised impeller





L-KL-2965-2

Performance data

Type	Characteristic curve	Voltage	Operating point	Current	Motor input power	Speed	Suction side sound power level
		U [V]		I [A]	P <sub>1</sub> [W]	n [min <sup>-1</sup> ]	L <sub>WAS</sub> [dB]
RG22P-4EK.4C.1R	I	230	①	1.05	175	1460	
		230	②	1.40	290	1400	76
		230*	③	2.30*	510*	1250*	79
	II	160	④	0.71	115	1450	
		160	⑤	1.20	185	1340	72
		160	⑥	2.20	330	910	73
	III	130	⑦	0.69	91	1410	
		130	⑧	1.15	145	1310	61
		130	⑨	2.10	240	600	63
	IV	105	⑩	0.70	74	1380	
		105	⑪	0.95	97	1290	52
		105	⑫	1.75	155	410	55
	V	60	⑬	0.90	48	800	

\*rated data

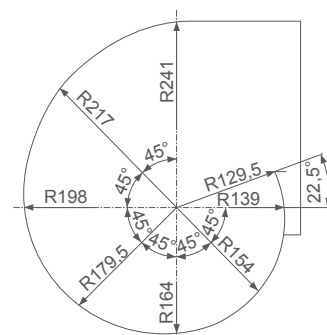
Fan ordering information

Design	RG	RE
Installation position	H	H/Vu/Vo
Electrical connection	Terminal box Mounted on motor.	Terminal box
		
Type	<b>RG22P-4EK.4C.1R</b>	<b>RE22P-4EK.4C.1R</b>
Article no.	<b>112983</b>	<b>112974</b>
Weight [kg]	12.00	5.80

Control technology

<p>Frequency inverter Control 1~</p>  <p>➤ Page 296</p>	<p>Motor protection units 1~</p>  <p>➤ Page 344</p>	<p>Transformer-based controllers 1~</p>  <p>➤ Page 334</p>	<p>Electronic voltage controllers 1~</p>  <p>➤ Page 310</p>
--	--	---	---

Used housing



L-KL-2949-2

# P-series

for three phase alternating current, 4 pole

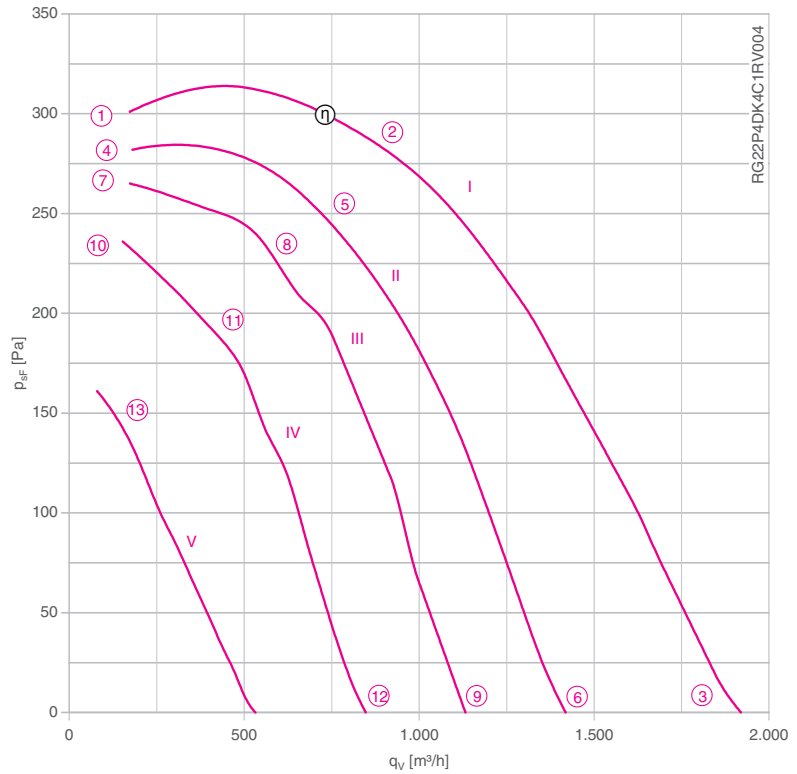
RG22P-4D



## Description

Motor technology: AC  
 Rated voltage  $U_N$ : 3~ 230/400 V ( $\Delta/Y$ )  $\pm 10$  %\*  
 Rated frequency  $f_N$ : 50 Hz\* (60Hz data available)  
 Motor input power  $P_1$ : 0.56 kW\*  
 Rated current  $I_N$ : 1.65/0.95 A\*  
 Rated speed  $n_N$ : 1270 min<sup>-1</sup>\*  
 Starting current  $I_s$ : 4.00 A / 2.80 A  
 Dynamic pressure:  $p_{d2} = 2.9 \cdot 10^{-5} \cdot q_v^2$  [Pa]  
 Thermal class: **THCL155**\*  
 Min. permitted ambient temperature  $t_{R(\min)}$ : -20 °C  
 Max. permitted ambient temperature  $t_{R(\max)}$ : 40 °C  
 Protection class: IP54  
 Motor protection: Thermal contact  
 Impeller : Galvanised sheet metal, uncoated  
 Motor: 1 coat paint, pebble grey  
 Conformity: ErP 2013, CE  
**ErP-data**  
 Efficiency  $\eta_{statA}$ : 26.9 %  
 Efficiency:  $N_{actual} = 37.2 / N_{target} = 37$ \*\*  
 \* Rated data  
 \*\*ErP 2013

## Characteristic curve



Measured in housing from ZIEHL-ABEGG.

- Connection diagram
- System components

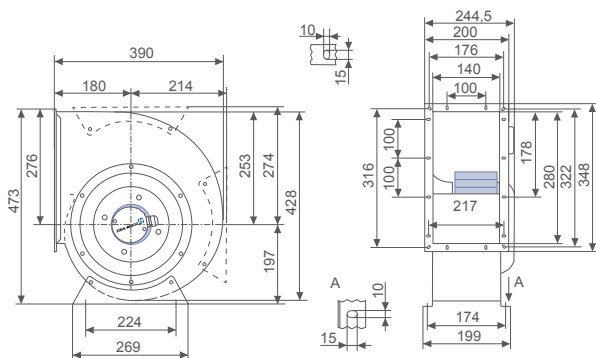
1360-106XA

Page 367

Page 262

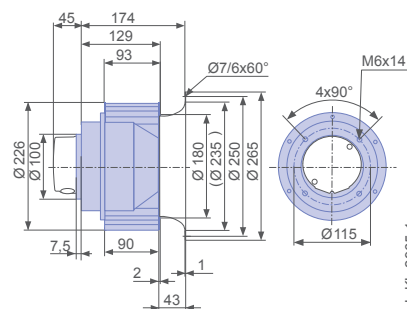
## Dimensions [mm]

Fan with housing, single inlet



L-KL-2968-1

Motorised impeller





L-KL-2965-1

Performance data

Type	Characteristic curve	Voltage	Operating point	Current	Motor input power	Speed	Suction side sound power level $L_{WAS}$ [dB]
		U [V]					
RG22P-4DK.4C.1R	I	400	①	0.62	135	1470	
		400	②	0.68	270	1420	77
		400*	③	0.95*	560*	1270*	79
	II	230	④	0.35	91	1440	
		230	⑤	0.53	180	1330	71
		230	⑥	1.10	400	980	68
	III	180	⑦	0.34	82	1390	
		180	⑧	0.61	170	1220	69
		180	⑨	1.05	290	790	63
	IV	140	⑩	0.36	75	1310	
		140	⑪	0.53	115	1160	65
		140	⑫	0.92	195	620	64
	V	90	⑬	0.44	62	1020	

\*rated data

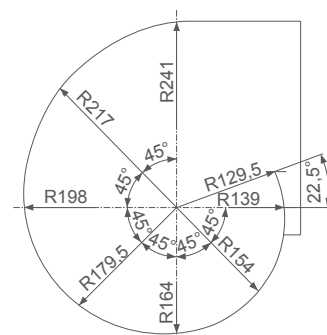
Fan ordering information

Design	RG	RE
Installation position	H	H/Vu/Vo
Electrical connection	Terminal box Mounted on motor.	Terminal box
		
Type	<b>RG22P-4DK.4C.1R</b>	<b>RE22P-4DK.4C.1R</b>
Article no.	<b>112982</b>	<b>112973</b>
Weight [kg]	12.00	5.80

Control technology

<p>Frequency inverter Fcontrol 3~</p>  <p>➤ Page 302</p>	<p>Motor protection units 3~</p>  <p>➤ Page 344</p>	<p>Transformer-based controllers 3~</p>  <p>➤ Page 334</p>	<p>Electronic voltage controllers 3~</p>  <p>➤ Page 324</p>
---	--	---	--

Used housing



L-KL-2949-2

# P-series

for three phase alternating current, 4 pole

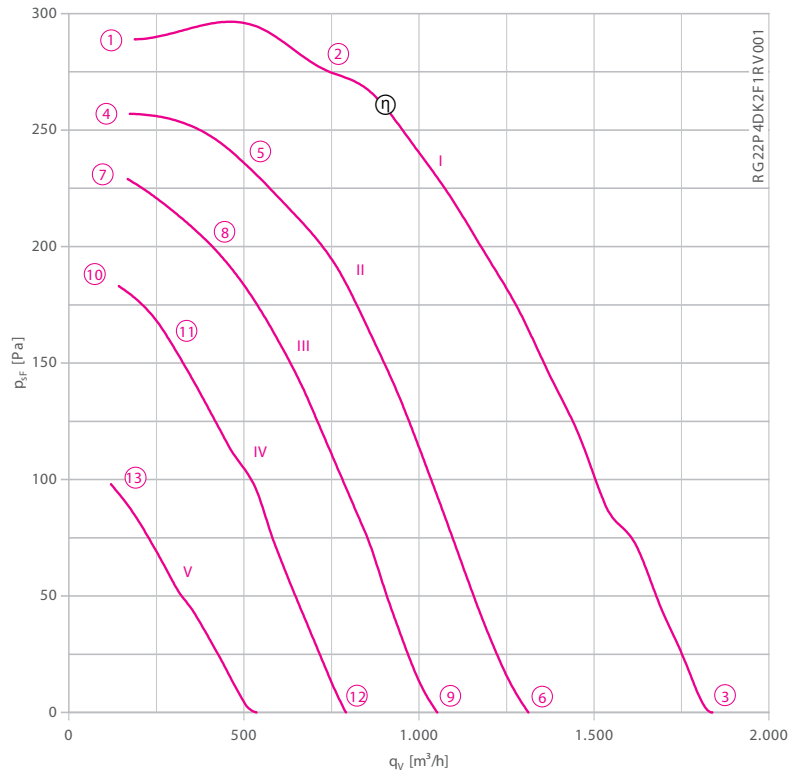
RG22P-4D



## Description

Motor technology: AC  
 Rated voltage  $U_N$ : 3~ 230/400 V ( $\Delta/Y$ )  $\pm 10$  %\*  
 Rated frequency  $f_N$ : 50 Hz\* (60Hz data available)  
 Motor input power  $P_1$ : 0.51 kW\*  
 Rated current  $I_N$ : 1.50/0.87 A\*  
 Rated speed  $n_N$ : 1190 min<sup>-1</sup>\*  
 Starting current  $I_s$ : 3.40 A / 2.00 A  
 Dynamic pressure:  $p_{d2} = 2.9 \cdot 10^{-5} \cdot q_v^2$  [Pa]  
 Thermal class: **THCL155**\*  
 Min. permitted ambient temperature  $t_{R(min)}$ : -20 °C  
 Max. permitted ambient temperature  $t_{R(max)}$ : 55 °C  
 Protection class: IP44  
 Motor protection: Thermal contact  
 Impeller : Galvanised sheet metal, uncoated  
 Motor: 1 coat paint, pebble grey  
 Housing: Housing unpainted  
 Conformity: ErP 2015, CE  
**ErP-data**  
 Efficiency  $\eta_{statA}$ : 33.3 %  
 Efficiency:  $N_{actual} = 44.0 / N_{target} = 44$ \*\*  
 \* Rated data  
 \*\*ErP 2015

## Characteristic curve



Measured in housing from ZIEHL-ABEGG.

- Connection diagram
- System components

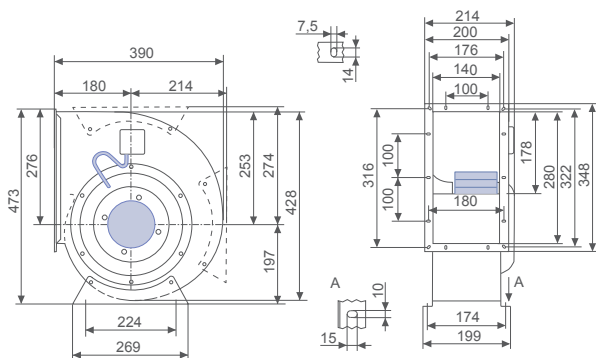
1360-106XA

Page 367

Page 262

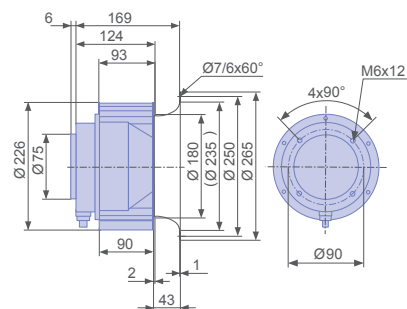
## Dimensions [mm]

Fan with housing, single inlet



L-KL-2966-3

Motorised impeller



L-KL-2957-3

Performance data

Type	Characteristic curve	Voltage	Operating point	Current	Motor input power	Speed	Suction side sound power level
		U [V]		I [A]	P <sub>1</sub> [W]	n [min <sup>-1</sup> ]	L <sub>WAS</sub> [dB]
RG22P-4DK.2F.1R	I	400	①	0.47	135	1450	
		400	②	0.54	250	1370	77
		400*	③	0.87*	510*	1190*	80
	II	230	④	0.31	92	1360	
		230	⑤	0.45	160	1230	74
		230	⑥	0.81	310	860	72
	III	180	⑦	0.30	81	1290	
		180	⑧	0.44	125	1140	73
		180	⑨	0.73	210	710	68
	IV	140	⑩	0.31	70	1170	
		140	⑪	0.35	80	1110	72
		140	⑫	0.62	140	570	62
	V	90	⑬	0.33	49	830	

\*rated data

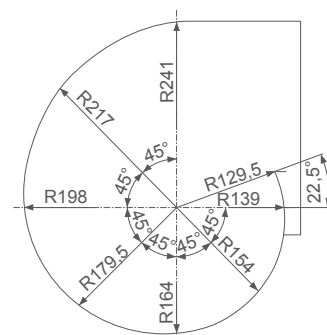
Fan ordering information

Design	RG	RE
Installation position	H	H/Vu/Vo
Electrical connection	Terminal box fixed on housing.	Supply cable lateral 105cm
		
<b>Type</b>	<b>RG22P-4DK.2F.1R</b>	<b>RE22P-4DK.2F.1R</b>
<b>Article no.</b>	<b>210162</b>	<b>210157</b>
Weight [kg]	11.60	4.70

Control technology

<p>Frequency inverter Fcontrol 3~</p>  <p>➤ Page 302</p>	<p>Motor protection units 3~</p>  <p>➤ Page 344</p>	<p>Transformer-based controllers 3~</p>  <p>➤ Page 334</p>	<p>Electronic voltage controllers 3~</p>  <p>➤ Page 324</p>
---	--	---	--

Used housing



L-KL-2949-2

# P-series

for single phase alternating current, 4 pole

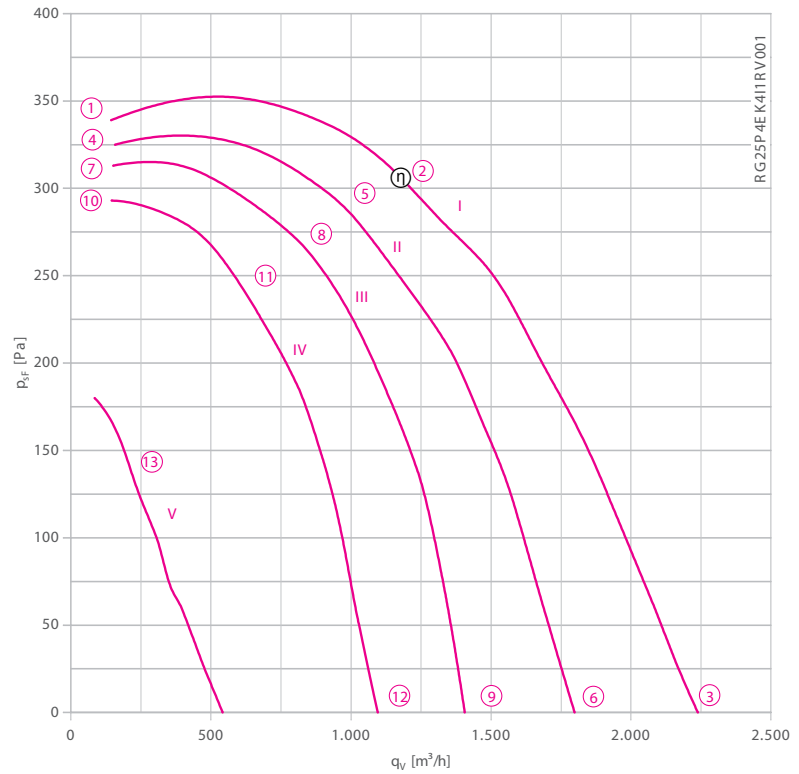
RG25P-4E



## Description

Motor technology: AC  
 Rated voltage  $U_N$ : 1~ 230 V $\pm$ 10 %\*  
 Rated frequency  $f_N$ : 50 Hz\* (60Hz data available)  
 Motor input power  $P_1$ : 0.78 kW\*  
 Rated current  $I_N$ : 3.40 A\*  
 Rated speed  $n_N$ : 1230 min<sup>-1</sup>\*  
 Current increase  $\Delta I$ : 0 %  
 Service capacitor  $C_{400V}$ : 14\*0  $\mu$ F  
 Thermal class: **THCL155**\*  
 Min. permitted ambient temperature  $t_{R(min)}$ : -20 °C  
 Max. permitted ambient temperature  $t_{R(max)}$ : 50 °C  
 Protection class: IP54  
 Motor protection: Thermal contact  
 Impeller : Galvanised sheet metal, uncoated  
 Motor: 1 coat paint, pebble grey  
 \* Rated data

## Characteristic curve



Measured in housing from ZIEHL-ABEGG.

- Connection diagram
- System components

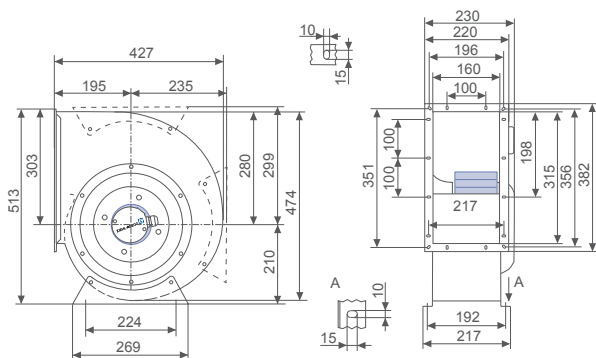
1360-104XA

Page 367

Page 262

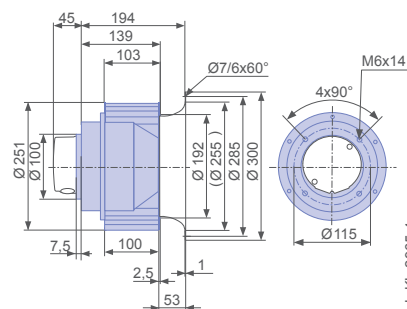
## Dimensions [mm]

Fan with housing, single inlet



L-KL-2968-4

Motorised impeller





L-KL-2965-4

Performance data

Type	Characteristic curve	Voltage	Operating point	Current	Motor input power	Speed	Suction side sound power level
		U [V]		I [A]	P <sub>1</sub> [W]	n [min <sup>-1</sup> ]	L <sub>WA5</sub> [dB]
RG25P-4EK.4I.1R	I	230	①	1.90	320	1450	
		230	②	2.40	460	1390	80
		230*	③	3.40*	780*	1230*	83
	II	160	④	1.30	200	1430	
		160	⑤	2.00	320	1310	78
		160	⑥	3.70	580	1000	78
	III	130	⑦	1.25	155	1400	
		130	⑧	1.95	250	1270	77
		130	⑨	3.50	430	780	71
	IV	105	⑩	1.20	125	1350	
		105	⑪	1.80	185	1210	76
		105	⑫	3.10	310	610	64
	V	60	⑬	1.50	86	940	

\*rated data

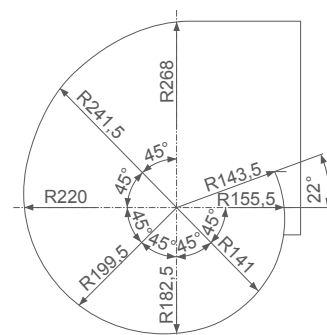
Fan ordering information

Design	RG	RE
Installation position	H	H/Vu/Vo
Electrical connection	Terminal box Mounted on motor.	Terminal box
		
<b>Type</b>	<b>RG25P-4EK.4I.1R</b>	<b>RE25P-4EK.4I.1R</b>
<b>Article no.</b>	<b>112987</b>	<b>112978</b>
Weight [kg]	16.50	9.10

Control technology

<p>Frequency inverter Control 1~</p>  <p>➤ Page 296</p>	<p>Motor protection units 1~</p>  <p>➤ Page 344</p>	<p>Transformer-based controllers 1~</p>  <p>➤ Page 334</p>	<p>Electronic voltage controllers 1~</p>  <p>➤ Page 310</p>
--	--	---	---

Used housing



L-KL-2949-3



# P-series

for three phase alternating current, 4 pole

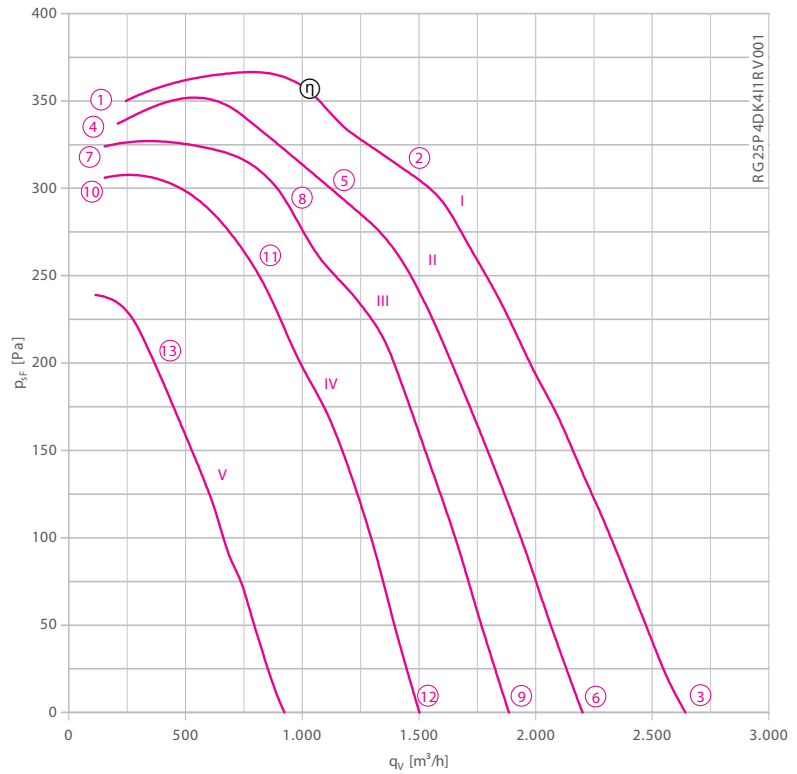
RG25P-4D



## Description

Motor technology: AC  
 Rated voltage  $U_N$ : 3~ 230/400 V ( $\Delta/Y$ )  $\pm 10$  %\*  
 Rated frequency  $f_N$ : 50 Hz\* (60Hz data available)  
 Motor input power  $P_1$ : 0.93 kW\*  
 Rated current  $I_N$ : 3.30/1.90 A\*  
 Rated speed  $n_N$ : 1380 min<sup>-1</sup>\*  
 Starting current  $I_s$ : 12.00 A / 7.00 A  
 Dynamic pressure:  $p_{d2} = 1.65 \cdot 10^{-5} \cdot q_v^2$  [Pa]  
 Thermal class: THCL155\*  
 Min. permitted ambient temperature  $t_{R(\min)}$ : -20 °C  
 Max. permitted ambient temperature  $t_{R(\max)}$ : 50 °C  
 Protection class: IP54  
 Motor protection: Thermal contact  
 Impeller : Galvanised sheet metal, uncoated  
 Motor: 1 coat paint, pebble grey  
 Conformity: ErP 2013, CE  
**ErP-data**  
 Efficiency  $\eta_{statA}$ : 30.9 %  
 Efficiency:  $N_{actual} = 40.0 / N_{target} = 37$ \*\*  
 \* Rated data  
 \*\*ErP 2013

## Characteristic curve



Measured in housing from ZIEHL-ABEGG.

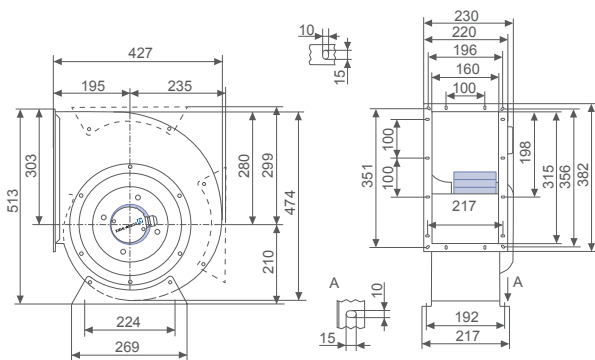
- Connection diagram
- System components

1360-106XA

Page 367  
Page 262

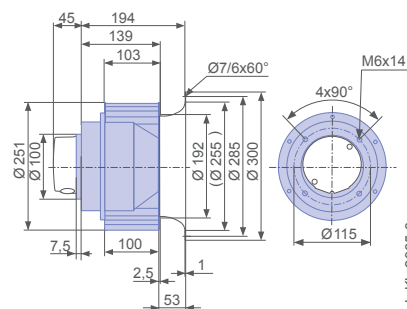
## Dimensions [mm]

Fan with housing, single inlet



L-KL-2968-3

Motorised impeller





L-KL-2965-3

Performance data

Type	Characteristic curve	Voltage	Operating point	Current	Motor input power	Speed	Suction side sound power level $L_{WAS}$ [dB]
		U [V]		I [A]	$P_1$ [W]	n [min <sup>-1</sup> ]	
RG25P-4DK.4I.1R	I	400	①	1.60	250	1480	
		400	②	1.70	500	1440	80
		400*	③	1.90*	930*	1380*	86
	II	230	④	0.78	160	1460	
		230	⑤	1.05	310	1400	80
		230	⑥	2.10	720	1180	82
	III	180	⑦	0.67	130	1430	
		180	⑧	1.05	260	1350	79
		180	⑨	2.20	570	1010	78
	IV	140	⑩	0.66	125	1390	
		140	⑪	1.00	210	1280	77
		140	⑫	2.00	400	820	72
	V	90	⑬	1.00	135	1050	

\*rated data

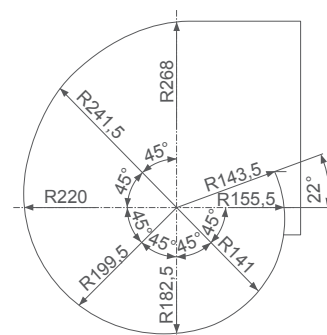
Fan ordering information

Design	RG	RE
Installation position	H	H/Vu/Vo
Electrical connection	Terminal box Mounted on motor.	Terminal box
		
<b>Type</b>	<b>RG25P-4DK.4I.1R</b>	<b>RE25P-4DK.4I.1R</b>
<b>Article no.</b>	<b>112985</b>	<b>112976</b>
Weight [kg]	16.50	9.10

Control technology

<p>Frequency inverter Fcontrol 3~</p>  <p>➤ Page 302</p>	<p>Motor protection units 3~</p>  <p>➤ Page 344</p>	<p>Transformer-based controllers 3~</p>  <p>➤ Page 334</p>	<p>Electronic voltage controllers 3~</p>  <p>➤ Page 324</p>
---	--	---	--

Used housing



L-KL-2949-3

# P-series

for single phase alternating current, 4 pole

RG28P-4E



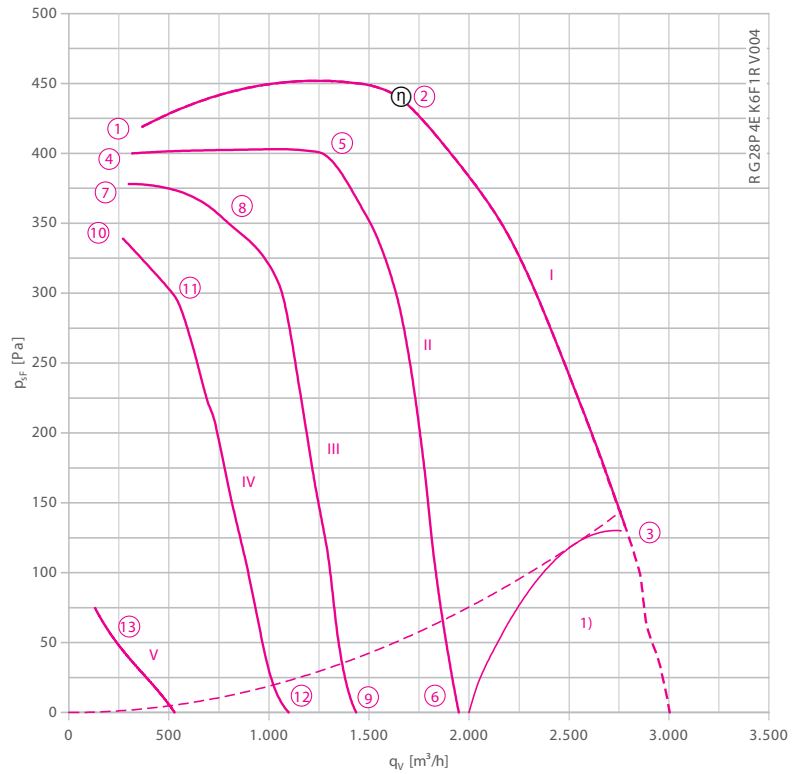
## Description

Motor technology: AC  
 Rated voltage  $U_N$ : 1~ 230 V±10 %\*  
 Rated frequency  $f_N$ : 50 Hz\* (60Hz data available)  
 Motor input power  $P_1$ : 1.15 kW\*  
 Rated current  $I_N$ : 5.10 A\*  
 Rated speed  $n_N$ : 1210 min<sup>-1</sup>\*  
 Starting current  $I_A$ : 9.00 A  
 Service capacitor  $C_{400V}$ : 16.0 µF  
 Thermal class: THCL155\*  
 Min. permitted ambient temperature  $t_{R(min)}$ : -20 °C  
 Max. permitted ambient temperature  $t_{R(max)}$ : 40 °C  
 Minimum pressing  $p_{SF(min)}$ : 130 Pa  
 Protection class: IP54  
 Motor protection: Thermal contact  
 Impeller : Galvanised sheet metal, uncoated  
 Motor: 1 coat paint, pebble grey  
 Housing: Housing unpainted  
 Conformity: ErP 2015, CE

## ErP-data

Efficiency  $\eta_{statA}$ : 34.9 %  
 Efficiency:  $N_{actual} = 44.2 / N_{target} = 44^{**}$   
 Frequency inverter required  
 \* Rated data  
 \*\*ErP 2015

## Characteristic curve



Measured in housing from ZIEHL-ABEGG.

1) Do not operate in this area

- Connection diagram
- System components

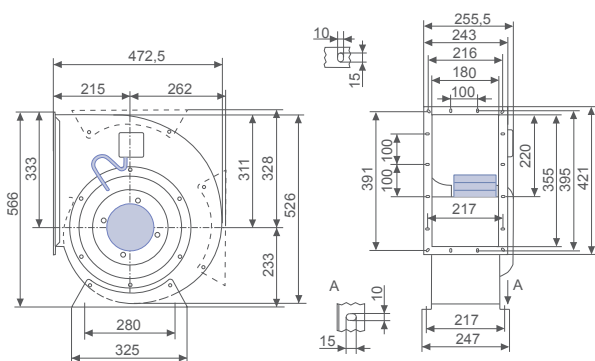
1360-104XA

Page 367

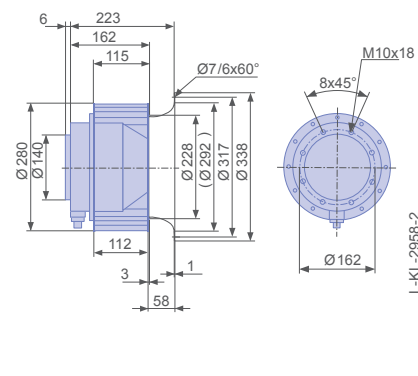
Page 262

## Dimensions [mm]

Fan with housing, single inlet



Motorised impeller





Performance data

Type	Characteristic curve	Voltage	Operating point	Current	Motor input power	Speed	Suction side sound power level
		U [V]		I [A]	P <sub>1</sub> [W]	n [min <sup>-1</sup> ]	
RG28P-4EK.6F.1R	I	230	①	2.40	420		
		230	②	3.40	700	81	
		230*	③	5.10*	1150*	83*	
	II	160	④	1.00	300		
		160	⑤	3.00	460	75	
		160	⑥	5.10	760	72	
	III	130	⑦	1.90	250		
		130	⑧	2.70	330	69	
		130	⑨	4.50	490	65	
	IV	105	⑩	1.95	200		
		105	⑪	2.50	240	62	
		105	⑫	3.60	310	57	
	V	60	⑬	2.00	93		

\*rated data

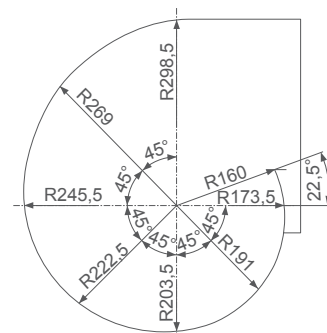
Fan ordering information

Design	RG	RE
Installation position	H	H/Vu/Vo
Electrical connection	Terminal box fixed on housing.	Supply cable lateral 105cm
		
<b>Type</b>	<b>RG28P-4EK.6F.1R</b>	<b>RE28P-4EK.6F.1R</b>
<b>Article no.</b>	<b>210237</b>	<b>209614</b>
Weight [kg]	26.30	14.30

Control technology

<p>Frequency inverter Fcontrol 1~</p>  <p>➤ Page 296</p>	<p>Motor protection units 1~</p>  <p>➤ Page 344</p>	<p>Transformer-based controllers 1~</p>  <p>➤ Page 334</p>	<p>Electronic voltage controllers 1~</p>  <p>➤ Page 310</p>
---	--	---	---

Used housing



L-KL-2949-4

Information

RM..D-ECblue

RM..D

RG..R-ECblue

RG/RD..P

RG/RD..S

System components

Control technology

General notes

# P-series

for three phase alternating current, 4 pole

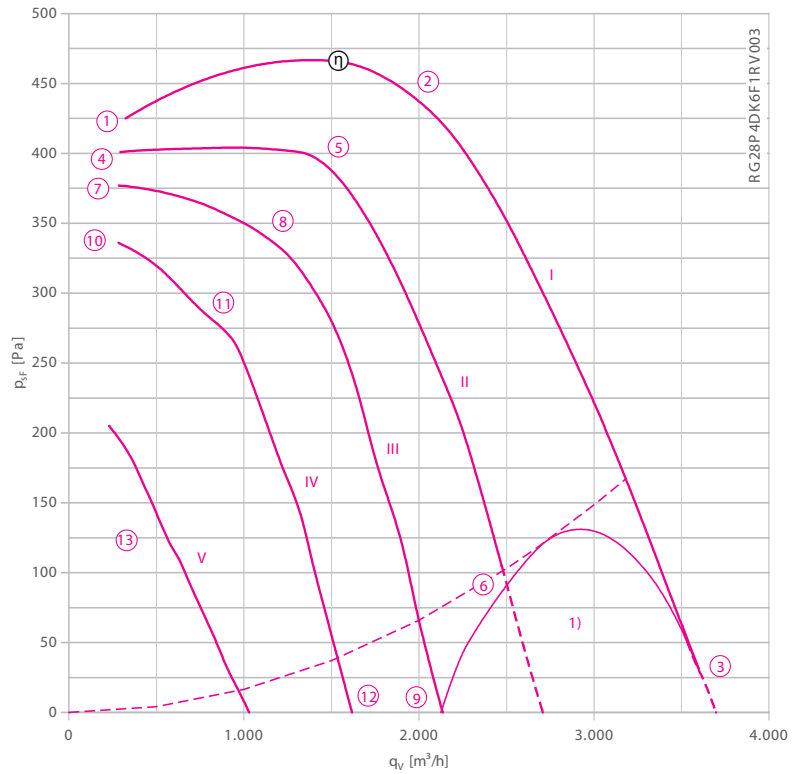
RG28P-4D



## Description

Motor technology: AC  
 Rated voltage  $U_N$ : 3~ 230/400 V ( $\Delta/Y$ )  $\pm 10$  %\*  
 Rated frequency  $f_N$ : 50 Hz\* (60Hz data available)  
 Motor input power  $P_1$ : 1.50 kW\*  
 Rated current  $I_N$ : 4.40/2.60 A\*  
 Rated speed  $n_N$ : 1310 min<sup>-1</sup>\*  
 Starting current  $I_s$ : 16.00 A / 9,50 A  
 Dynamic pressure:  $p_{d2} = 1.1 \cdot 10^{-5} \cdot q_v^2$  [Pa]  
 Thermal class: **THCL155**\*  
 Min. permitted ambient temperature  $t_{R(min)}$ : -20 °C  
 Max. permitted ambient temperature  $t_{R(max)}$ : 40 °C  
 Minimum pressing  $p_{SF(min)}$ : 30 Pa  
 Protection class: IP54  
 Motor protection: Thermal contact  
 Impeller : Galvanised sheet metal, uncoated  
 Motor: 1 coat paint, pebble grey  
 Housing: Housing unpainted  
 Conformity: ErP 2015, CE  
**ErP-data**  
 Efficiency  $\eta_{statA}$ : 39.2 %  
 Efficiency:  $N_{actual} = 47.1 / N_{target} = 44$ \*\*  
 \* Rated data  
 \*\*ErP 2015

## Characteristic curve



Measured in housing from ZIEHL-ABEGG.

1) Do not operate in this area

- Connection diagram
- System components

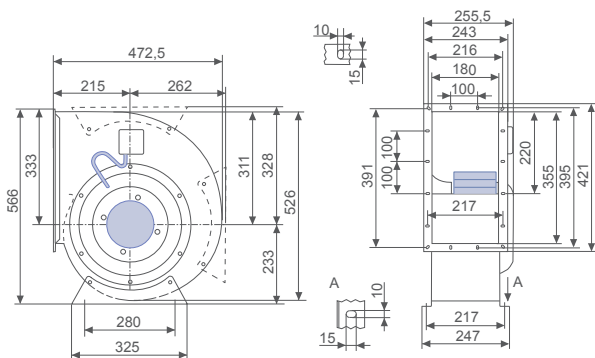
1360-106XA

Page 367

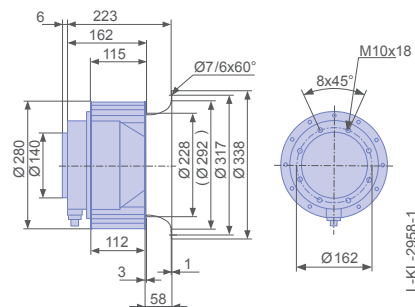
Page 262

## Dimensions [mm]

Fan with housing, single inlet



Motorised impeller





Performance data

Type	Characteristic curve	Voltage	Operating point	Current	Motor input power	Speed	Suction side sound power level $L_{WAS}$ [dB]
		U [V]		I [A]	$P_1$ [W]	n [min <sup>-1</sup> ]	
RG28P-4DK.6F.1R	I	400	①	1.40	300	1480	
		400	②	1.75	720	1420	82
		400*	③	2.60*	1500*	1310*	88
	II	230	④	0.84	220	1440	
		230	⑤	1.40	470	1340	79
		230	⑥	2.60	950	1060	80
	III	180	⑦	0.84	210	1390	
		180	⑧	1.55	420	1230	75
		180	⑨	2.60	710	810	75
	IV	140	⑩	0.95	190	1330	
		140	⑪	1.55	330	1120	69
		140	⑫	2.50	470	600	69
	V	90	⑬	1.35	170	850	

\*rated data

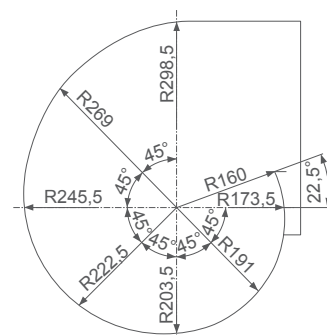
Fan ordering information

Design	RG	RE
Installation position	H	H/Vu/Vo
Electrical connection	Terminal box fixed on housing.	Supply cable lateral 105cm
		
<b>Type</b>	<b>RG28P-4DK.6F.1R</b>	<b>RE28P-4DK.6F.1R</b>
<b>Article no.</b>	<b>210195</b>	<b>152814</b>
Weight [kg]	26.30	14.30

Control technology

<p>Frequency inverter Fcontrol 3~</p>  <p>➤ Page 302</p>	<p>Motor protection units 3~</p>  <p>➤ Page 344</p>	<p>Transformer-based controllers 3~</p>  <p>➤ Page 334</p>	<p>Electronic voltage controllers 3~</p>  <p>➤ Page 324</p>
---	--	---	--

Used housing



L-KL-2949-4

# P-series

for single phase alternating current, 4 pole

RG31P-4E



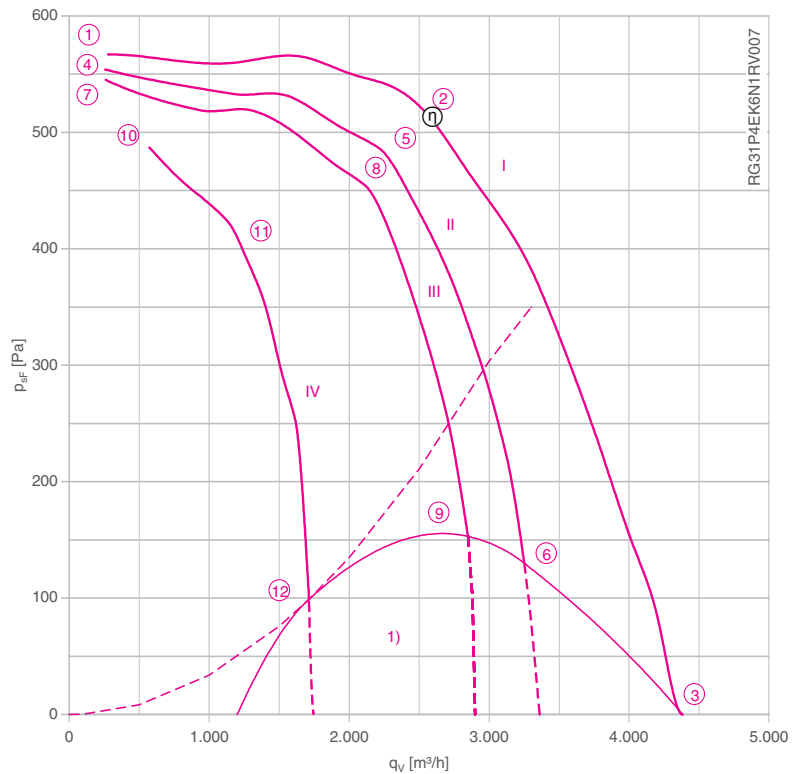
## Description

Motor technology: AC  
 Rated voltage  $U_N$ : 1~ 230 V $\pm$ 10 %\*  
 Rated frequency  $f_N$ : 50 Hz\*  
 Motor input power  $P_1$ : 2.40 kW\*  
 Rated current  $I_N$ : 11.00 A\*  
 Rated speed  $n_N$ : 1340 min<sup>-1</sup>\*  
 Starting current  $I_A$ : 26.00 A  
 Service capacitor  $C_{400V}$ : 35.0  $\mu$ F  
 Dynamic pressure:  $p_{d2} = 7.1 \cdot 10^{-6} \cdot q_v^2$  [Pa]  
 Thermal class: **THCL155**\*  
 Min. permitted ambient temperature  $t_{R(min)}$ : -20 °C  
 Max. permitted ambient temperature  $t_{R(max)}$ : 40 °C  
 Minimum pressing  $p_{sF(min)}$ : 0 Pa  
 Protection class: IP54  
 Motor protection: Thermal contact  
 Impeller : Galvanised sheet metal, uncoated  
 Motor: 1 coat paint, pebble grey  
 Housing: Housing unpainted  
 Conformity: ErP 2013, CE

## ErP-data

Efficiency  $\eta_{statA}$ : 31.1 %  
 Efficiency:  $N_{actual} = 37.0 / N_{target} = 37$ \*\*  
 \* Rated data  
 \*\*ErP 2013

## Characteristic curve



Measured in housing from ZIEHL-ABEGG.

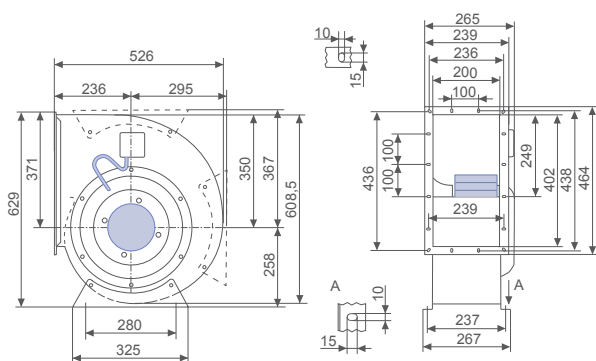
1) Do not operate in this area

- Connection diagram
- System components

1360-104XA Page 367  
 1360-104XA Page 262

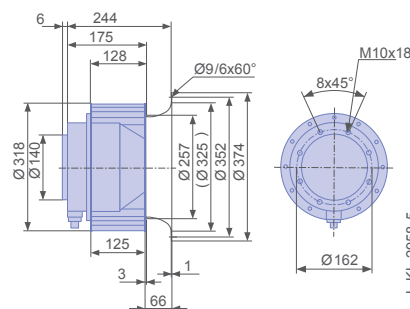
## Dimensions [mm]

### Fan with housing, single inlet



L-KL-2956-3

### Motorised impeller





L-KL-2956-5

Performance data

Type	Characteristic curve	Voltage	Operating point	Current	Motor input power	Speed	Suction side sound power level $L_{wAS}$ [dB]
		U [V]		I [A]	$P_1$ [W]	n [min <sup>-1</sup> ]	
RG31P-4EK.6N.1R	I	230	①	2.80	610	1470	
		230	②	5.40	1250	1420	86
		230*	③	11.00*	2400*	1340*	92
	II	170	④	2.80	470	1460	
		170	⑤	5.60	960	1360	83
		170	⑥	11.00	1700	1050	90
	III	155	⑦	2.80	420	1450	
		155	⑧	6.00	910	1320	80
		155	⑨	10.00	1450	1040	87
	IV	110	⑩	3.00	330	1400	
		110	⑪	4.90	520	1270	79
		110	⑫	8.60	840	730	79

\*rated data

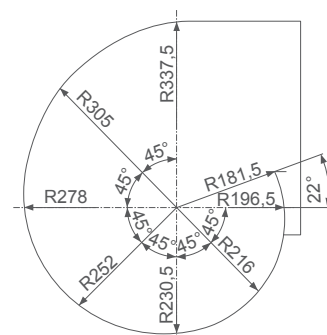
Fan ordering information

Design	RG	RE
Installation position	H	H/Vu/Vo
Electrical connection	Terminal box fixed on housing.	Supply cable lateral 105cm
		
<b>Type</b>	<b>RG31P-4EK.6N.1R</b>	<b>RE31P-4EK.6N.1R</b>
<b>Article no.</b>	<b>110522</b>	<b>107718H</b>
Weight [kg]	35.10	22.80

Control technology

<p>Frequency inverter Fcontrol 1~</p>  <p>➤ Page 296</p>	<p>Motor protection units 1~</p>  <p>➤ Page 344</p>	<p>Transformer-based controllers 1~</p>  <p>➤ Page 334</p>	<p>Electronic voltage controllers 1~</p>  <p>➤ Page 310</p>
---	--	---	--

Used housing



L-KL-2949-5



# P-Reihe

für Dreiphasen-Wechselstrom, 4-polig

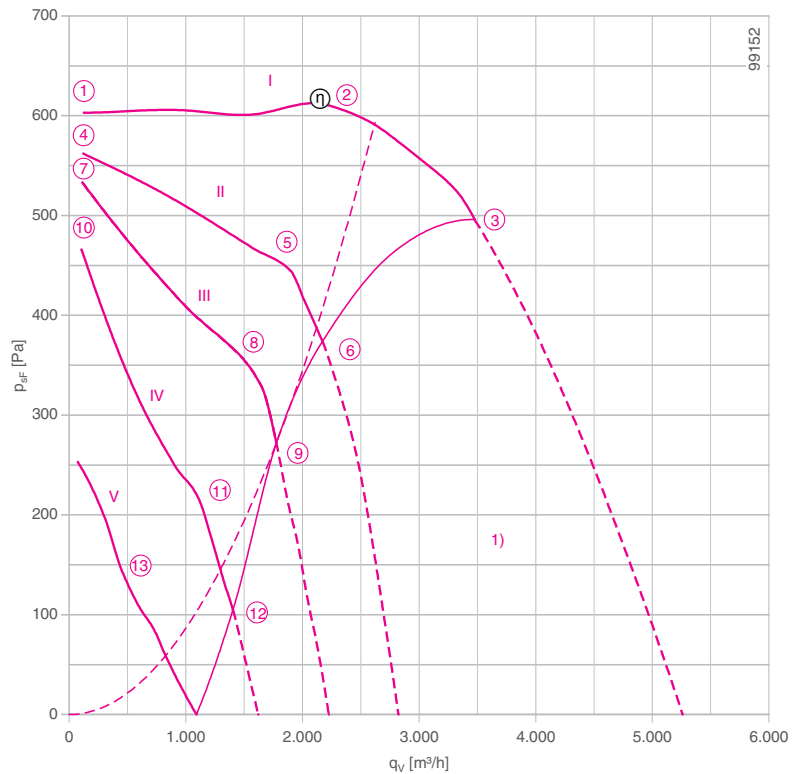
RG31P-4D



## Beschreibung

Motortechnologie: AC  
 Bemessungsspannung  $U_N$ : 3~ 230/400 V ( $\Delta/Y$ )  $\pm 10\%$ \*  
 Bemessungsfrequenz  $f_N$ : 50 Hz\*  
 Aufnahmeleistung  $P_1$ : 1'65 kW\*  
 Bemessungsstrom  $I_N$ : 5'00/2'90 A\*  
 Bemessungsdrehzahl  $n_N$ : 1360 min<sup>-1</sup>\*  
 Thermische Klasse: THCL155\*  
 Min. zulässige Fördermitteltemperatur  $t_{R(min)}$ : -20 °C  
 Max. zulässige Fördermitteltemperatur  $t_{R(max)}$ : 50 °C  
 Mindestpressung  $p_{sF(min)}$ : 500 Pa  
 Schutzart: IP54  
 Motorschutz: Thermostatschalter  
 Lüfterrad: Verzinktes Blech, unlackiert  
 Motor: 1-Schicht-Lackierung, kieselgrau  
 Gehäuse: Gehäuse unlackiert  
 Konformität: ErP 2015, CE  
**ErP-Daten**  
 Wirkungsgrad  $\eta_{statA}$ : 38\*6 %  
 Effizienzgrad:  $N_{ist} = 45^*0 / N_{soll} = 44^{**}$   
 \* Leistungsdaten  
 \*\*ErP 2015

## Kennlinie

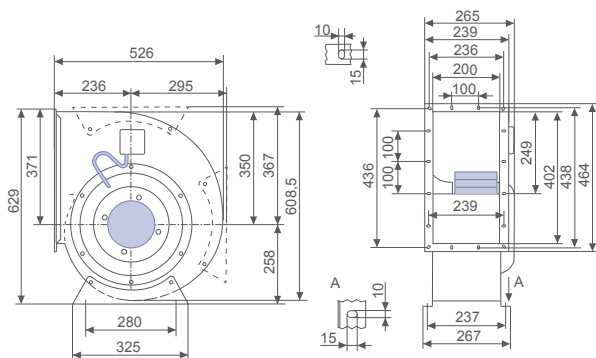


Gemessen in Ziehl-Abegg Gehäuse.  
 1) In diesem Bereich nicht einsetzbar

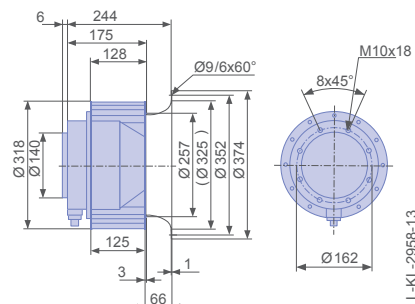
- Anschlusschaltbild 1360-106XA Seite 367
- Systemkomponenten  Seite 262

## Abmessungen [mm]

### Gehäuseventilator einflütig



### Motorlüfterrad




### Leistungsdaten

Typbezeichnung	Kennlinie	Spannung	Betriebspunkt	Strom	Aufnahmeleistung	Drehzahl	Schalleistungspegel saugseitig
		U [V]		I [A]	$P_1$ [W]	n [min <sup>-1</sup> ]	$L_{WAS}$ [dB]
RG31P-4DK.6F.1R	I	400	①	1,45	480	1450	
		400	②	2,20	1100	1370	83
		400*	③	2,90*	1650*	1260*	84
	II	230	④	1,25	390	1360	
		230	⑤	2,00	690	1210	80
		230	⑥	2,90	1000	950	77
	III	180	⑦	1,35	360	1280	
		180	⑧	2,00	540	1060	76
		180	⑨	2,90	750	630	70
	IV	140	⑩	1,50	310	1120	
		140	⑪	1,85	370	970	74
		140	⑫	2,60	480	410	63
	V	90	⑬	1,50	180	650	

\*Leistungsschilddaten

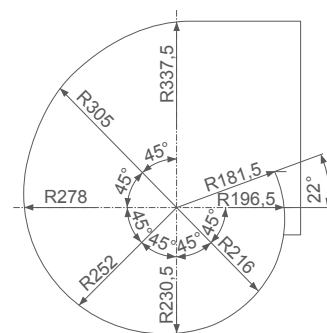
### Bestellinformationen Ventilator

Bauform	RG	RE
Einbaulage	H	H/Vu/Vo
Elektrischer Anschluss	Klemmenkasten fest am Gehäuse aufgebaut.	Anschlusskabel seitlich, 105cm
		
<b>Typ</b>	<b>RG31P-4DK.6F.1R</b>	<b>RE31P-4DK.6F.1R</b>
<b>Artikel-Nr.</b>	<b>161879</b>	<b>161880</b>
Gewicht [kg]	28,70	14,80

### Regeltechnik

<p>Frequenzrichter Fcontrol 3~</p>  <p>➤ Seite 302</p>	<p>Motorschutzgeräte 3~</p>  <p>➤ Seite 344</p>	<p>Transformatorische Steuergeräte 3~</p>  <p>➤ Seite 334</p>	<p>Elektronische Spannungsregelgeräte 3~</p>  <p>➤ Seite 324</p>
---	--	--	---

### Verwendetes Gehäuse



L-KL-2949-5

# P-series

for three phase alternating current, 4 pole

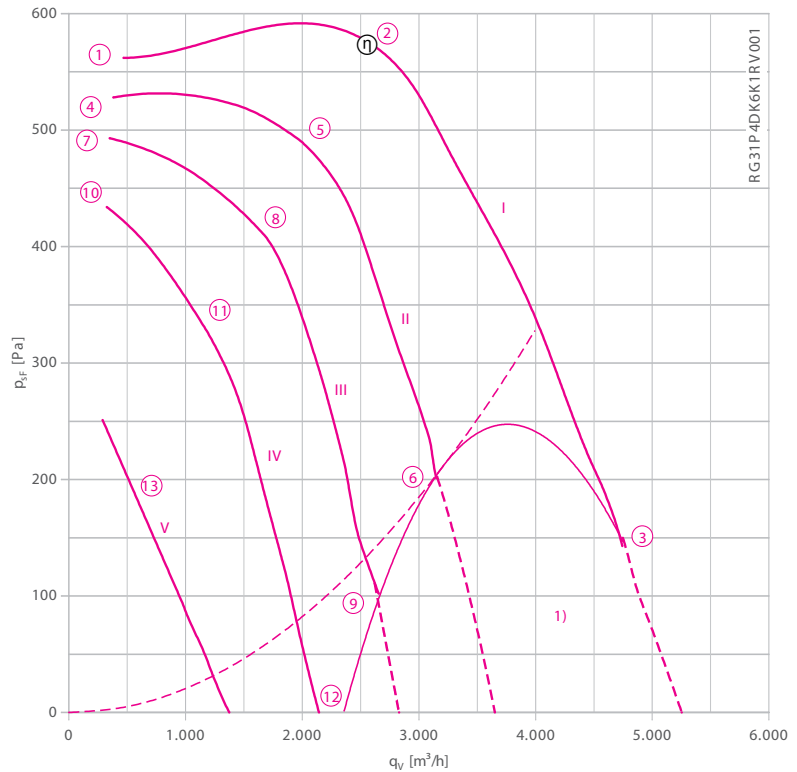
RG31P-4D



## Description

Motor technology: AC  
 Rated voltage  $U_N$ : 3~ 230/400 V ( $\Delta/Y$ )  $\pm 10$  %\*  
 Rated frequency  $f_N$ : 50 Hz\*  
 Motor input power  $P_1$ : 2.50 kW\*  
 Rated current  $I_N$ : 7.10/4.10 A\*  
 Rated speed  $n_N$ : 1300 min<sup>-1</sup>\*  
 Starting current  $I_s$ : 24.00 A / 13.00 A  
 Thermal class: THCL155\*  
 Min. permitted ambient temperature  $t_{R(min)}$ : -20 °C  
 Max. permitted ambient temperature  $t_{R(max)}$ : 40 °C  
 Minimum pressing  $p_{SF(min)}$ : 150 Pa  
 Protection class: IP54  
 Motor protection: Thermal contact  
 Impeller : Galvanised sheet metal, uncoated  
 Motor: 1 coat paint, pebble grey  
 Housing: Housing unpainted  
 Conformity: ErP 2015, CE  
**ErP-data**  
 Efficiency  $\eta_{statA}$ : 38.8 %  
 Efficiency:  $N_{actual} = 45.9 / N_{target} = 44$ \*\*  
 \* Rated data  
 \*\*ErP 2015

## Characteristic curve



Measured in housing from ZIEHL-ABEGG.

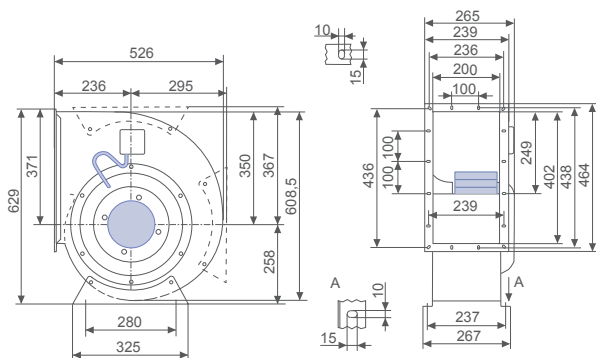
1) Do not operate in this area

- Connection diagram
- System components

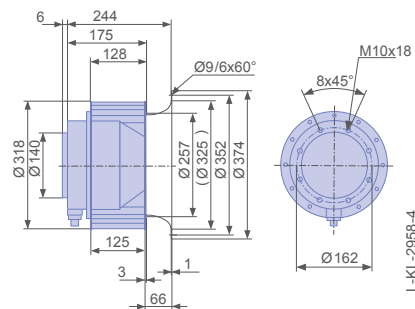
1360-106XA Page 367  
 360-106XA Page 262

## Dimensions [mm]

Fan with housing, single inlet



Motorised impeller





Performance data

Type	Characteristic curve	Voltage	Operating point	Current	Motor input power	Speed	Suction side sound power level $L_{WA5}$ [dB]
		U [V]		I [A]	$P_1$ [W]	n [min <sup>-1</sup> ]	
RG31P-4DK.6K.1R	I	400	①	1.85	490		
		400	②	2.60	1200	85	
		400*	③	4.10*	2500*	91*	
	II	230	④	1.35	400		
		230	⑤	2.60	900	82	
		230	⑥	4.10	1500	83	
	III	180	⑦	1.45	390		
		180	⑧	2.30	610	81	
		180	⑨	4.10	1150	78	
	IV	140	⑩	1.65	350		
		140	⑪	2.60	540	77	
		140	⑫	4.10	790	71	
	V	90	⑬	2.50	310		

\*rated data

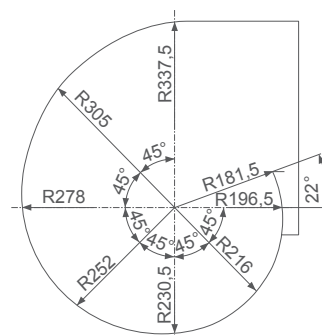
Fan ordering information

Design	RG	RE
Installation position	H	H/Vu/Vo
Electrical connection	Terminal box fixed on housing.	Supply cable lateral 105cm
		
<b>Type</b>	<b>RG31P-4DK.6K.1R</b>	<b>RE31P-4DK.6K.1R</b>
<b>Article no.</b>	<b>209461</b>	<b>152815</b>
Weight [kg]	32.30	18.60

Control technology

<p>Frequency inverter Fcontrol 3~</p>  <p>➤ Page 302</p>	<p>Motor protection units 3~</p>  <p>➤ Page 344</p>	<p>Transformer-based controllers 3~</p>  <p>➤ Page 334</p>	<p>Electronic voltage controllers 3~</p>  <p>➤ Page 324</p>
---	--	---	--

Used housing



L-KL-2949-5



# P-series

for three phase alternating current, 4 pole

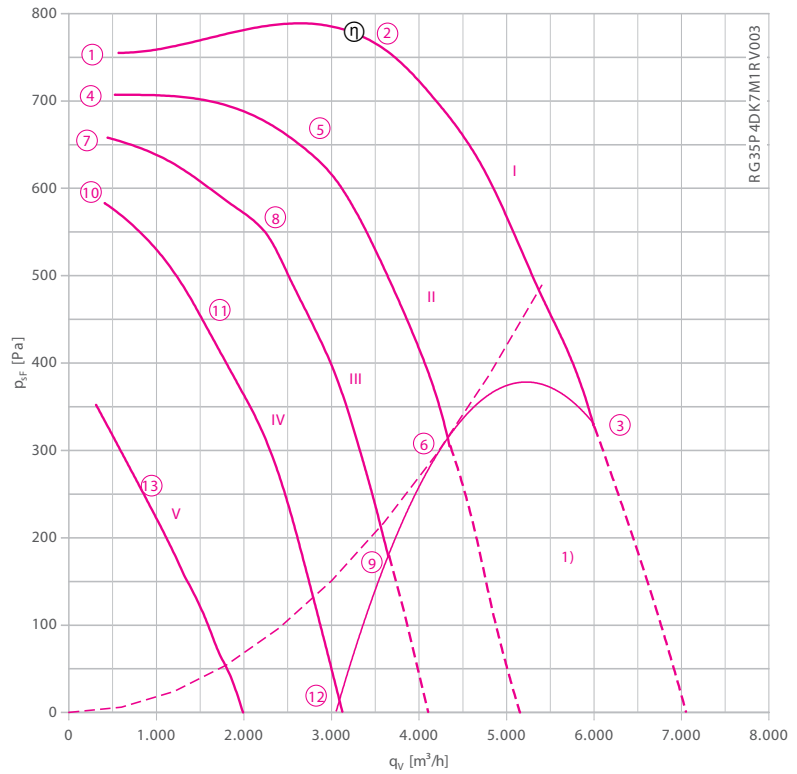
RG35P-4D



## Description

Motor technology: AC  
 Rated voltage  $U_N$ : 3- 230/400 V ( $\Delta/Y$ )  $\pm 10$  %\*  
 Rated frequency  $f_N$ : 50 Hz\* (60Hz data available)  
 Motor input power  $P_1$ : 3.70 kW\*  
 Rated current  $I_N$ : 10.50/6.00 A\*  
 Rated speed  $n_N$ : 1320 min<sup>-1</sup>\*  
 Starting current  $I_s$ : 42.00 A / 24.00 A  
 Dynamic pressure:  $p_{d2} = 4.5 \cdot 10^{-6} \cdot q_v^2$  [Pa]  
 Thermal class: **THCL155\***  
 Min. permitted ambient temperature  $t_{R(min)}$ : -20 °C  
 Max. permitted ambient temperature  $t_{R(max)}$ : 40 °C  
 Minimum pressing  $p_{SF(min)}$ : 330 Pa  
 Protection class: IP54  
 Motor protection: Thermal contact  
 Impeller : Galvanised sheet metal, uncoated  
 Motor: 1 coat paint, pebble grey  
 Housing: Housing unpainted  
 Conformity: ErP 2015, CE  
**ErP-data**  
 Efficiency  $\eta_{statA}$ : 41.2 %  
 Efficiency:  $N_{actual} = 46.3 / N_{target} = 44$ \*\*  
 \* Rated data  
 \*\*ErP 2015

## Characteristic curve



Measured in housing from ZIEHL-ABEGG.

1) Do not operate in this area

- Connection diagram
- System components

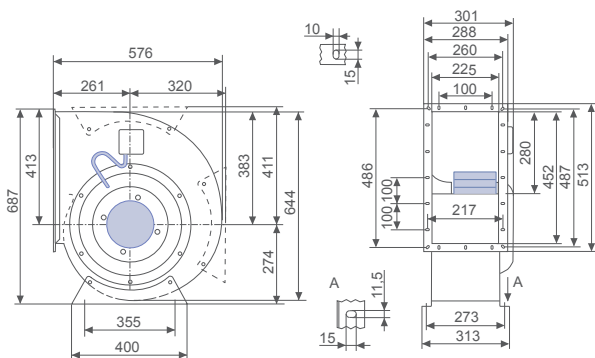
1360-106XA

Page 367

Page 262

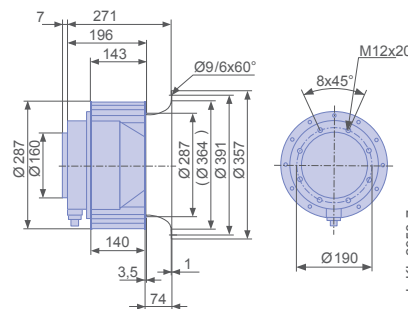
## Dimensions [mm]

Fan with housing, single inlet



L-KL-2967-1

Motorised impeller





L-KL-2958-7

Performance data

Type	Characteristic curve	Voltage	Operating point	Current	Motor input power	Speed	Suction side sound power level $L_{WAS}$ [dB]
		U [V]		I [A]	$P_1$ [W]	n [min <sup>-1</sup> ]	
RG35P-4DK.7M.1R	I	400	①	2.40	770	1480	
		400	②	3.70	1850	1430	88
		400*	③	6.00*	3700*	1320*	94
	II	230	④	1.95	620	1440	
		230	⑤	4.10	1400	1290	85
		230	⑥	6.00	2300	1110	87
	III	180	⑦	2.20	580	1390	
		180	⑧	4.10	1150	1210	84
		180	⑨	6.00	1750	900	83
	IV	140	⑩	2.50	540	1300	
		140	⑪	4.10	830	1090	82
		140	⑫	6.00	1200	580	77
	V	90	⑬	3.70	470	780	

\*rated data

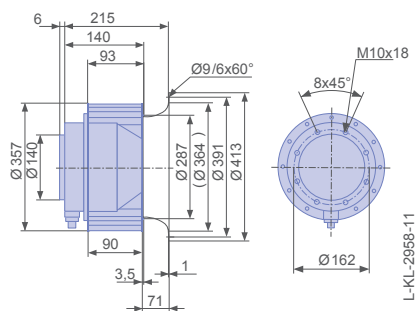
Fan ordering information

Design	RG	RE	
Installation position	H	H/Vu/Vo	
Electrical connection	Terminal box fixed on housing.	Supply cable lateral 105cm	
			
<b>Type</b>	<b>RG35P-4DK.7M.1R</b>	<b>RE35P-4DK.6K.2L</b>	
<b>Article no.</b>	<b>210205</b>	<b>208916</b>	
Weight [kg]	48.00	32.00	18.70

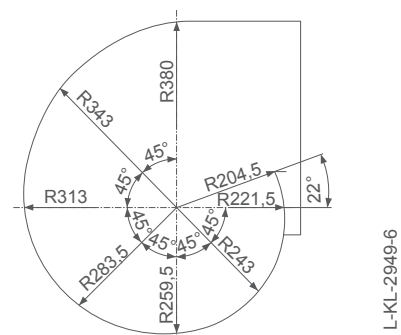
Control technology

<p>Frequency inverter Fcontrol 3~</p>  <p>➤ Page 302</p>	<p>Motor protection units 3~</p>  <p>➤ Page 344</p>	<p>Transformer-based controllers 3~</p>  <p>➤ Page 334</p>	<p>Electronic voltage controllers 3~</p>  <p>➤ Page 324</p>
---	--	---	--

Motorised impeller



Used housing



# P-series

for three phase alternating current, 6 pole

RG35P-6D



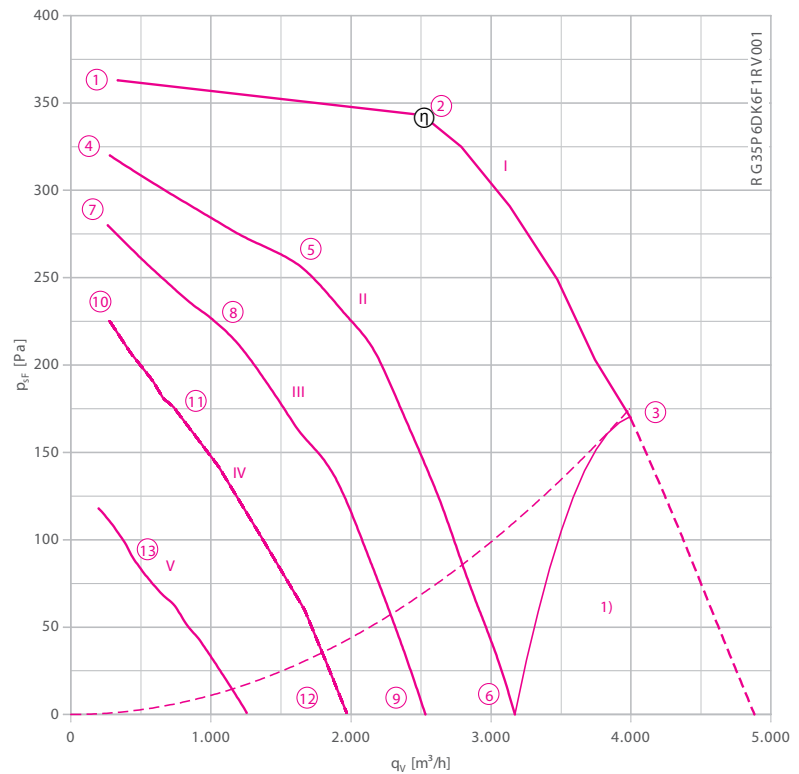
## Description

Motor technology: AC  
 Rated voltage  $U_N$ : 3~ 230/400 V ( $\Delta/Y$ )  $\pm 10$  %\*  
 Rated frequency  $f_N$ : 50 Hz\* (60Hz data available)  
 Motor input power  $P_1$ : 1.10 kW\*  
 Rated current  $I_N$ : 3.50/2.00 A\*  
 Rated speed  $n_N$ : 790 min<sup>-1</sup>\*  
 Starting current  $I_a$ : 8.50 A / 5.00 A  
 Current increase  $\Delta I$ : 0 %  
 Dynamic pressure:  $p_{d2} = 4.5 \cdot 10^{-6} \cdot q_v^2$  [Pa]  
 Thermal class: **THCL155**\*  
 Min. permitted ambient temperature  $t_{R(min)}$ : -20 °C  
 Max. permitted ambient temperature  $t_{R(max)}$ : 40 °C  
 Minimum pressing  $p_{SF(min)}$ : 170 Pa  
 Protection class: IP54  
 Motor protection: Thermal contact  
 Impeller : Galvanised sheet metal, uncoated  
 Motor: 1 coat paint, pebble grey  
 Housing: Housing unpainted  
 Conformity: ErP 2015, CE

## ErP-data

Efficiency  $\eta_{statA}$ : 36.6 %  
 Efficiency:  $N_{actual} = 44.0 / N_{target} = 44$ \*\*  
 \* Rated data  
 \*\*ErP 2015

## Characteristic curve



Measured in housing from ZIEHL-ABEGG.

1) Do not operate in this area

- Connection diagram
- System components

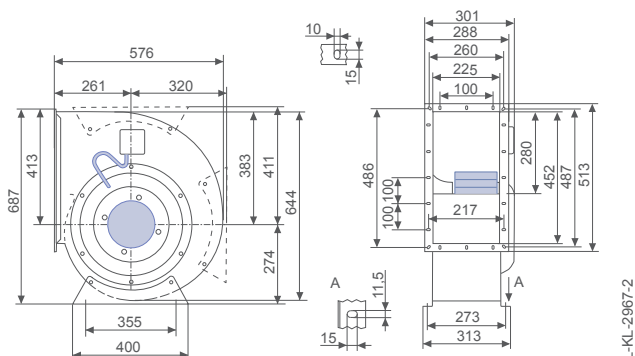
1360-106XA

Page 367

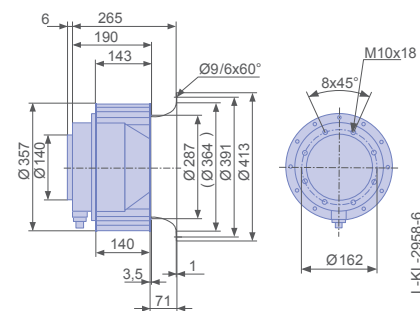
Page 262

## Dimensions [mm]

Fan with housing, single inlet



Motorised impeller




Performance data

Type	Characteristic curve	Voltage	Operating point	Current	Motor input power	Speed	Suction side sound power level $L_{WAS}$ [dB]
		U [V]		I [A]	$P_1$ [W]	n [min <sup>-1</sup> ]	
RG35P-6DK.6F.1R	I	400	①	1.20	300	970	
		400	②	1.60	960	890	74
		400*	③	2.00*	1100*	790*	80
	II	230	④	0.87	220	910	
		230	⑤	1.30	400	790	69
		230	⑥	2.00	680	470	71
	III	180	⑦	0.85	195	850	
		180	⑧	1.20	300	720	67
		180	⑨	1.85	440	380	65
	IV	140	⑩	0.87	165	770	
		140	⑪	1.15	220	590	62
		140	⑫	1.50	270	300	61
	V	90	⑬	0.92	110	380	

\*rated data

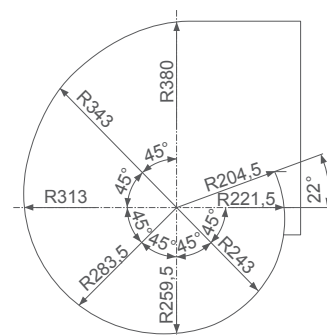
Fan ordering information

Design	RG	RE
Installation position	H	H/Vu/Vo
Electrical connection	Terminal box fixed on housing.	Supply cable lateral 105cm
		
<b>Type</b>	<b>RG35P-6DK.6F.1R</b>	<b>RE35P-6DK.6F.1R</b>
<b>Article no.</b>	<b>209532</b>	<b>209529</b>
Weight [kg]	31.60	15.40

Control technology

<p>Frequency inverter Fcontrol 3~</p>  <p>➤ Page 302</p>	<p>Motor protection units 3~</p>  <p>➤ Page 344</p>	<p>Transformer-based controllers 3~</p>  <p>➤ Page 334</p>	<p>Electronic voltage controllers 3~</p>  <p>➤ Page 324</p>
---	--	---	--

Used housing



L-KL-2949-6



# P-series

for three phase alternating current, 4 pole

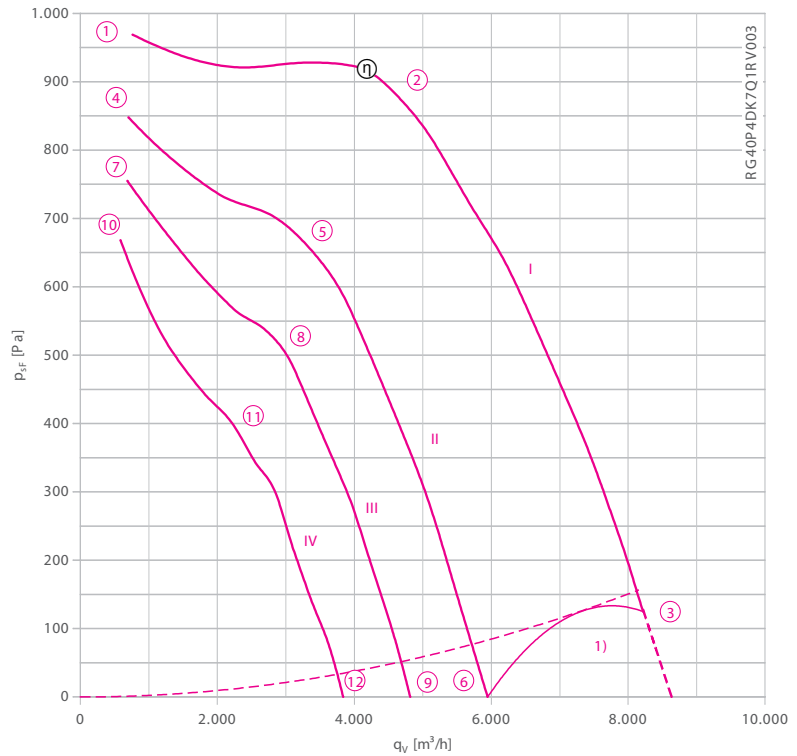
RG40P-4D



## Description

Motor technology: AC  
 Rated voltage  $U_N$ : 3~ 230/400 V ( $\Delta/Y$ )  $\pm 10$  %\*  
 Rated frequency  $f_N$ : 50 Hz\*  
 Motor input power  $P_1$ : 5.50 kW\*  
 Rated current  $I_N$ : 15.50/8.90 A\*  
 Rated speed  $n_N$ : 1130 min<sup>-1</sup>\*  
 Starting current  $I_a$ : 46.00 A / 26.00 A  
 Current increase  $\Delta I$ : 0 %  
 Dynamic pressure:  $p_{d2} = 2.7 \cdot 10^{-6} \cdot q_v^2$  [Pa]  
 Thermal class: **THCL155**\*  
 Min. permitted ambient temperature  $t_{R(\min)}$ : -20 °C  
 Max. permitted ambient temperature  $t_{R(\max)}$ : 40 °C  
 Minimum pressing  $p_{SF(\min)}$ : 125 Pa  
 Protection class: IP54  
 Motor protection: Thermal contact  
 Impeller : Galvanised sheet metal, uncoated  
 Motor: 1 coat paint, pebble grey  
 Housing: Housing unpainted  
 Conformity: ErP 2015, CE  
**ErP-data**  
 Efficiency  $\eta_{statA}$ : 42.8 %  
 Efficiency:  $N_{actual} = 46.7 / N_{target} = 44$ \*\*  
 \* Rated data  
 \*\*ErP 2015

## Characteristic curve



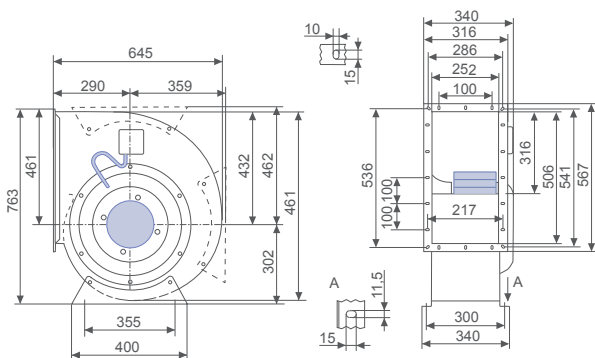
Measured in housing from ZIEHL-ABEGG.  
 1) Do not operate in this area

- Connection diagram
- System components

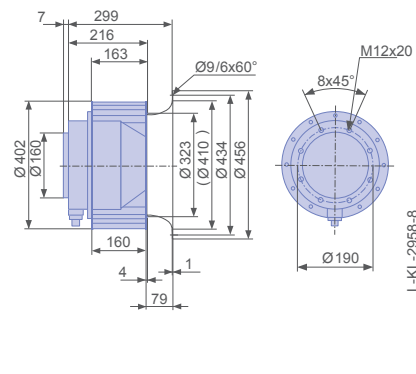
1360-106XA Page 367  
 Page 262

## Dimensions [mm]

Fan with housing, single inlet



Motorised impeller





Performance data

Type	Characteristic curve	Voltage	Operating point	Current	Motor input power	Speed	Suction side sound power level $L_{wAS}$ [dB]
		U [V]		I [A]	$P_1$ [W]	n [min <sup>-1</sup> ]	
RG40P-4DK.7Q.1R	I	400	①	2.70	1050	1450	
		400	②	4.90	2700	1330	90
		400*	③	8.90*	5500*	1130*	95
	II	230	④	2.50	850	1350	
		230	⑤	5.00	1800	1140	85
		230	⑥	8.80	3200	760	87
	III	180	⑦	2.70	750	1280	
		180	⑧	4.80	1350	1040	82
		180	⑨	7.80	2100	620	82
	IV	140	⑩	2.90	650	1200	
		140	⑪	4.60	1000	910	78
		140	⑫	6.70	1400	490	77

\*rated data

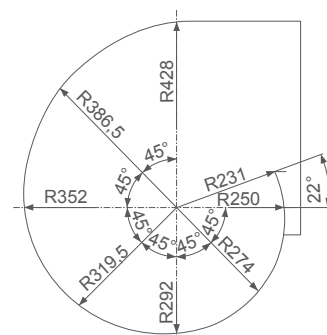
Fan ordering information

Design	RG	RE
Installation position	H	H/Vu/Vo
Electrical connection	Terminal box fixed on housing.	Supply cable lateral 105cm
		
<b>Type</b>	<b>RG40P-4DK.7Q.1R</b>	<b>RE40P-4DK.7Q.1R</b>
<b>Article no.</b>	<b>133083</b>	<b>131584</b>
Weight [kg]	57.00	37.60

Control technology

<p>Frequency inverter Fcontrol 3~</p>  <p>➤ Page 302</p>	<p>Motor protection units 3~</p>  <p>➤ Page 344</p>	<p>Transformer-based controllers 3~</p>  <p>➤ Page 334</p>	<p>Electronic voltage controllers 3~</p>  <p>➤ Page 324</p>
---	--	---	--

Used housing



L-KL-2949-7

# P-series

for single phase alternating current, 4 pole

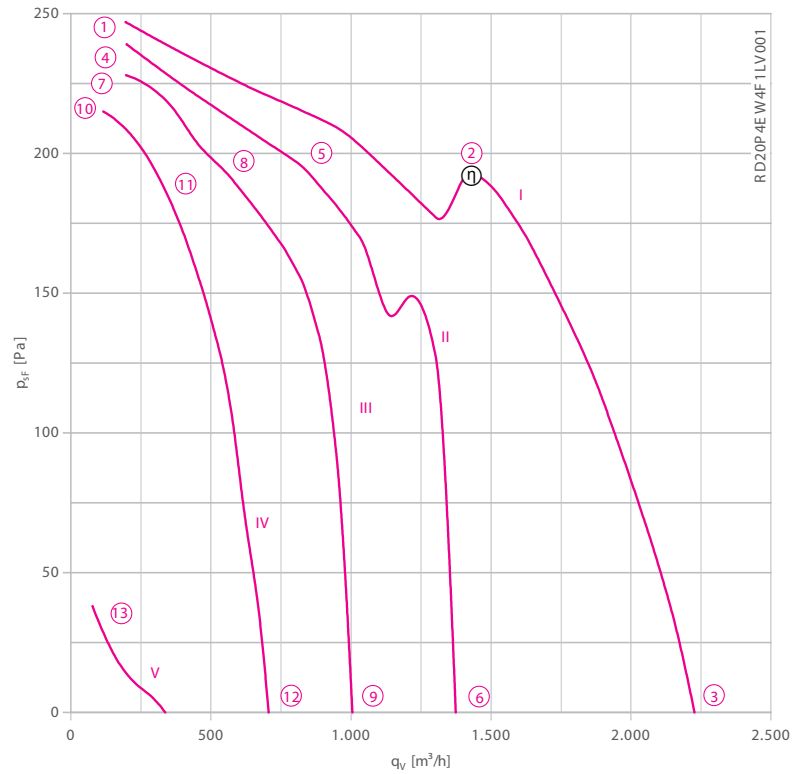
RD20P-4E



## Description

Motor technology: AC  
 Rated voltage  $U_N$ : 1~ 230 V $\pm$ 10 %\*  
 Rated frequency  $f_N$ : 50 Hz\*  
 Motor input power  $P_1$ : 0.55 kW\*  
 Rated current  $I_N$ : 2.60 A\*  
 Rated speed  $n_N$ : 1190 min<sup>-1</sup>\*  
 Service capacitor  $C_{400V}$ : 8.0  $\mu$ F  
 Thermal class: THCL155\*  
 Min. permitted ambient temperature  $t_{R(min)}$ : -20 °C  
 Max. permitted ambient temperature  $t_{R(max)}$ : 50 °C  
 Protection class: IP54  
 Motor protection: thermal contact  
 Impeller : Impeller made of galvanised sheet metal,  
 Motor: 1 coat paint, pebble grey  
 \* Rated data

## Characteristic curve

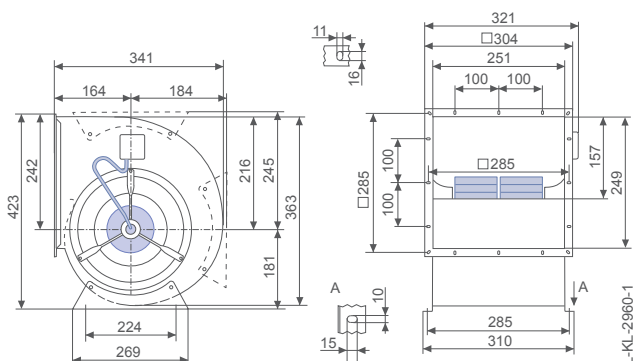


- Connection diagram
- System components

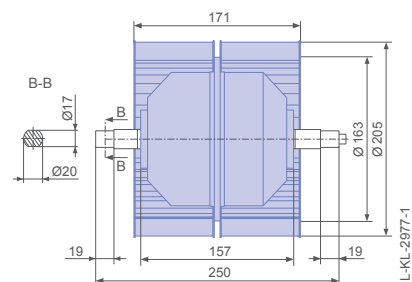
1360-104XB Page 367  
 Page 262

## Dimensions [mm]

Fan with housing, double inlet



Motorised impeller


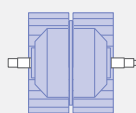


Performance data

Type	Characteristic curve	Voltage	Operating point	Current	Motor input power	Speed	Suction side sound power level
		U [V]		I [A]	P <sub>1</sub> [W]	n [min <sup>-1</sup> ]	L <sub>WAS</sub> [dB]
RD20P-4EW.4F.1L	I	230	①	0.97	180	1460	
		230	②	1.45	320	1390	76
		230*	③	2.60*	550*	1190*	82
	II	160	④	0.74	115	1440	
		160	⑤	1.20	190	1350	75
		160	⑥	2.50	350	760	71
	III	130	⑦	0.75	96	1400	
		130	⑧	1.10	140	1320	74
		130	⑨	2.20	250	550	64
	IV	105	⑩	0.76	78	1360	
		105	⑪	1.00	100	1270	73
		105	⑫	1.65	145	470	56
	V	60	⑬	0.93	46	590	

\*rated data

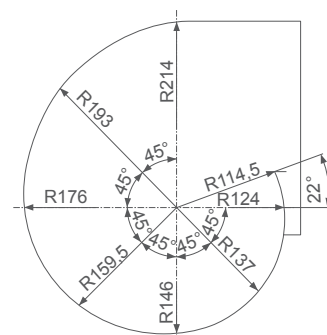
Fan ordering information

Design	RD	RZ
Installation position	H	H
Electrical connection	Terminal box fixed on housing	Connecting cable axial 110 cm from axle end
		
Type	<b>RD20P-4EW.4F.1L</b>	<b>RZ20P-4EW.4F.1L</b>
Article no.	<b>209645A</b>	<b>209644A</b>
Weight [kg]	15.50	8.40
* Inlet ring not included		

Control technology

<p>Frequency inverter Fcontrol 1~</p>  <p>Page 296</p>	<p>Motor protection units 1~</p>  <p>Page 344</p>	<p>Transformer-based controllers 1~</p>  <p>Page 334</p>	<p>Electronic voltage controllers 1~</p>  <p>Page 310</p>
---	--	---	---

Used housing



L-KL-2949-9

# P-series

for single phase alternating current, 4 pole

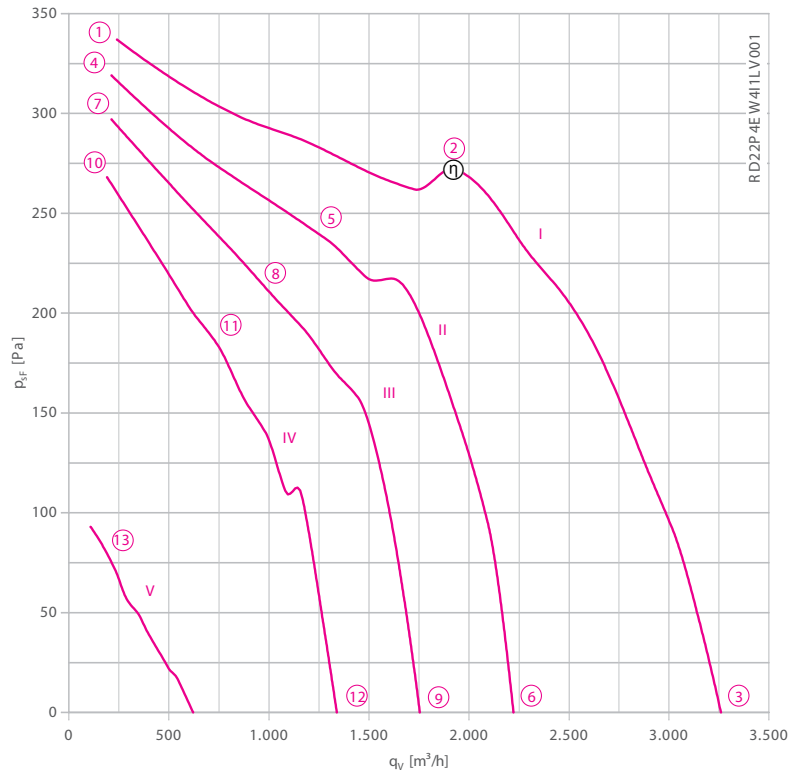
RD22P-4E



## Description

Motor technology: AC  
 Rated voltage  $U_N$ : 1~ 230 V±10 %\*  
 Rated frequency  $f_N$ : 50 Hz\* (60Hz data available)  
 Motor input power  $P_1$ : 0.92 kW\*  
 Rated current  $I_N$ : 4.10 A\*  
 Rated speed  $n_N$ : 1100 min<sup>-1</sup>\*  
 Starting current  $I_s$ : 6.50 A  
 Service capacitor  $C_{400V}$ : 14.0 µF  
 Thermal class: THCL155\*  
 Min. permitted ambient temperature  $t_{R(min)}$ : -20 °C  
 Max. permitted ambient temperature  $t_{R(max)}$ : 40 °C  
 Protection class: IP54  
 Motor protection: thermal contact  
 Impeller : Impeller made of galvanised sheet metal,  
 Motor: 1 coat paint, pebble grey  
 Conformity: ErP 2013, CE  
**ErP-data**  
 Efficiency  $\eta_{statA}$ : 29.0 %  
 Efficiency:  $N_{actual} = 37.2 / N_{target} = 37^{**}$   
 \* Rated data  
 \*\*ErP 2013

## Characteristic curve

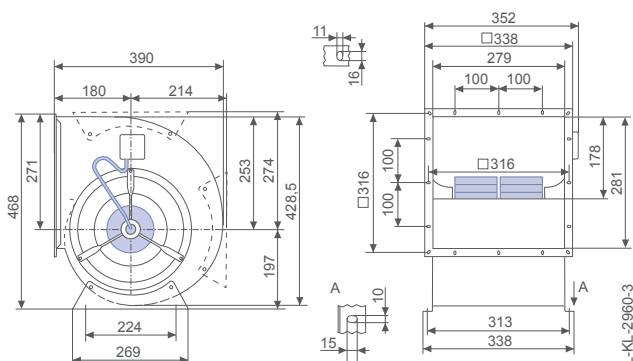


Measured in housing from ZIEHL-ABEGG.

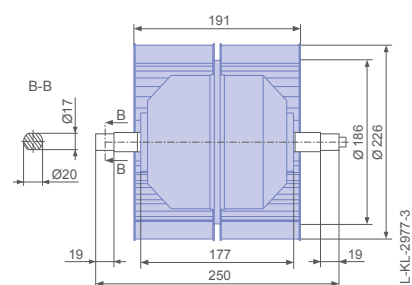
- Connection diagram                      1360-104XB                      Page 367
- System components                                                                Page 262

## Dimensions [mm]

Fan with housing, double inlet



Motorised impeller


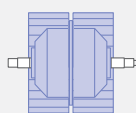


Performance data

Type	Characteristic curve	Voltage	Operating point	Current	Motor input power	Speed	Suction side sound power level
		U [V]		I [A]	P <sub>1</sub> [W]	n [min <sup>-1</sup> ]	L <sub>WAS</sub> [dB]
RD22P-4EW.4I.1L	I	230	①	1.55	320	1440	
		230	②	2.30	520	1350	76
		230*	③	4.10*	920*	1100*	82
	II	160	④	1.30	210	1390	
		160	⑤	2.40	380	1200	73
		160	⑥	3.60	560	780	73
	III	130	⑦	1.30	170	1350	
		130	⑧	2.10	270	1160	72
		130	⑨	3.20	400	620	68
	IV	105	⑩	1.35	145	1270	
		105	⑪	1.85	190	1120	71
		105	⑫	2.70	270	500	61
	V	60	⑬	1.45	84	720	

\*rated data

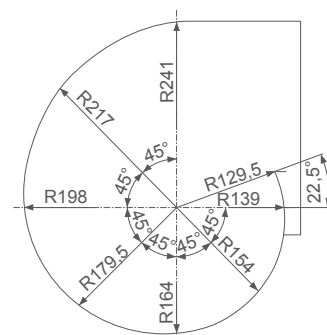
Fan ordering information

Design	RD	RZ
Installation position	H	H
Electrical connection	Terminal box fixed on housing	Connecting cable axial 105 cm from axle end
		
<b>Type</b>	<b>RD22P-4EW.4I.1L</b>	<b>RZ22P-4EW.4I.1L</b>
<b>Article no.</b>	<b>209648A</b>	<b>209647A</b>
Weight [kg]	18.60	18.50
* Inlet ring not included		

Control technology

<p>Frequency inverter Fcontrol 1~</p>  <p>➤ Page 296</p>	<p>Motor protection units 1~</p>  <p>➤ Page 344</p>	<p>Transformer-based controllers 1~</p>  <p>➤ Page 334</p>	<p>Electronic voltage controllers 1~</p>  <p>➤ Page 310</p>
---	--	---	---

Used housing



L-KL-2949-10

# P-series

for three phase alternating current, 4 pole

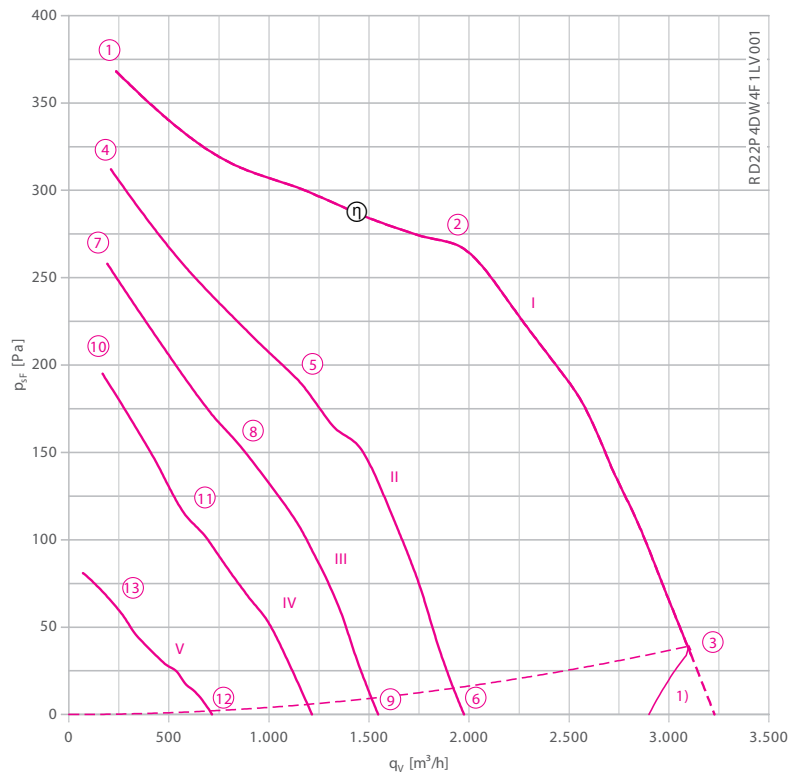
RD22P-4D



## Description

Motor technology: AC  
 Rated voltage  $U_N$ : 3~ 230/400 V ( $\Delta/Y$ )  $\pm 10$  %\*  
 Rated frequency  $f_N$ : 50 Hz\* (60Hz data available)  
 Motor input power  $P_1$ : 0.80 kW\*  
 Rated current  $I_N$ : 2.50/1.45 A\*  
 Rated speed  $n_N$ : 1090 min<sup>-1</sup>\*  
 Starting current  $I_s$ : 5.50 A / 3.20 A  
 Current increase  $\Delta I$ : 0 %  
 Thermal class: **THCL155\***  
 Min. permitted ambient temperature  $t_{R(min)}$ : -20 °C  
 Max. permitted ambient temperature  $t_{R(max)}$ : 40 °C  
 Minimum pressing  $p_{SF(min)}$ : 40 Pa  
 Protection class: IP54  
 Motor protection: thermal contact  
 Impeller : Impeller made of galvanised sheet metal,  
 Motor: 1 coat paint, pebble grey  
 Conformity: ErP 2015, CE  
**ErP-data**  
 Efficiency  $\eta_{statA}$ : 33.4 %  
 Efficiency:  $N_{actual} = 44.5 / N_{target} = 44$ \*\*  
 Frequency inverter required  
 \* Rated data  
 \*\*ErP 2015

## Characteristic curve



Measured in housing from ZIEHL-ABEGG.

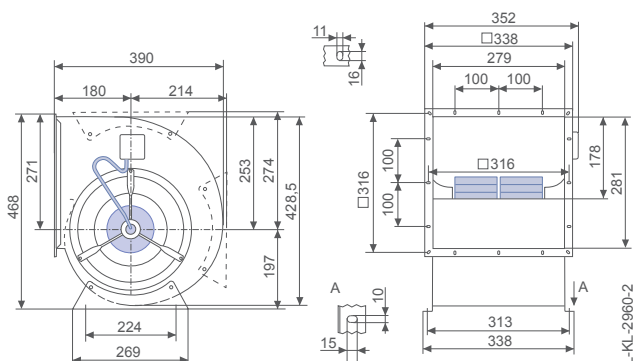
1) Do not operate in this area

- Connection diagram
- System components

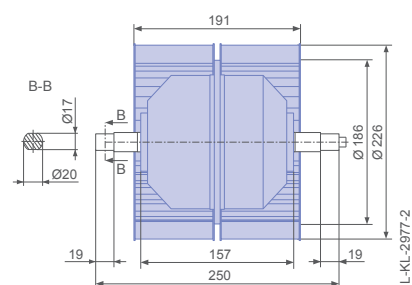
1360-106XB Page 367  
 1360-106XC Page 262

## Dimensions [mm]

Fan with housing, double inlet



Motorised impeller


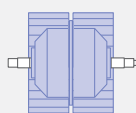


Performance data

Type	Characteristic curve	Voltage	Operating point	Current	Motor input power	Speed	Suction side sound power level $L_{WAS}$ [dB]
		U [V]		I [A]	$P_1$ [W]	n [min <sup>-1</sup> ]	
RD22P-4DW.4F.1L	I	400	①	0.65	190	1440	
		400	②	0.92	460	1310	75
		400*	③	1.45*	800*	1090*	80
	II	230	④	0.50	150	1320	
		230	⑤	0.78	250	1110	71
		230	⑥	1.20	360	660	68
	III	180	⑦	0.52	125	1210	
		180	⑧	0.72	180	990	68
		180	⑨	0.98	230	530	62
	IV	140	⑩	0.52	100	1050	
		140	⑪	0.62	120	880	64
		140	⑫	0.80	145	430	57
	V	90	⑬	0.47	56	640	

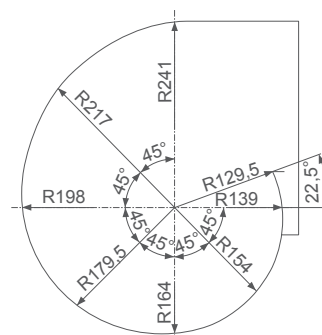
\*rated data

Fan ordering information

Design	RD	RZ
Installation position	H	H
Electrical connection	Terminal box fixed on housing	Connecting cable axial 110 cm from axle end
		
<b>Type</b>	<b>RD22P-4DW.4F.1L</b>	<b>RZ22P-4DW.4F.1L</b>
<b>Article no.</b>	<b>209654A</b>	<b>209653A</b>
Weight [kg]	17.00	8.80
* Inlet ring not included		

Control technology

Used housing



L-KL-2949-10



# P-series

for single phase alternating current, 4 pole

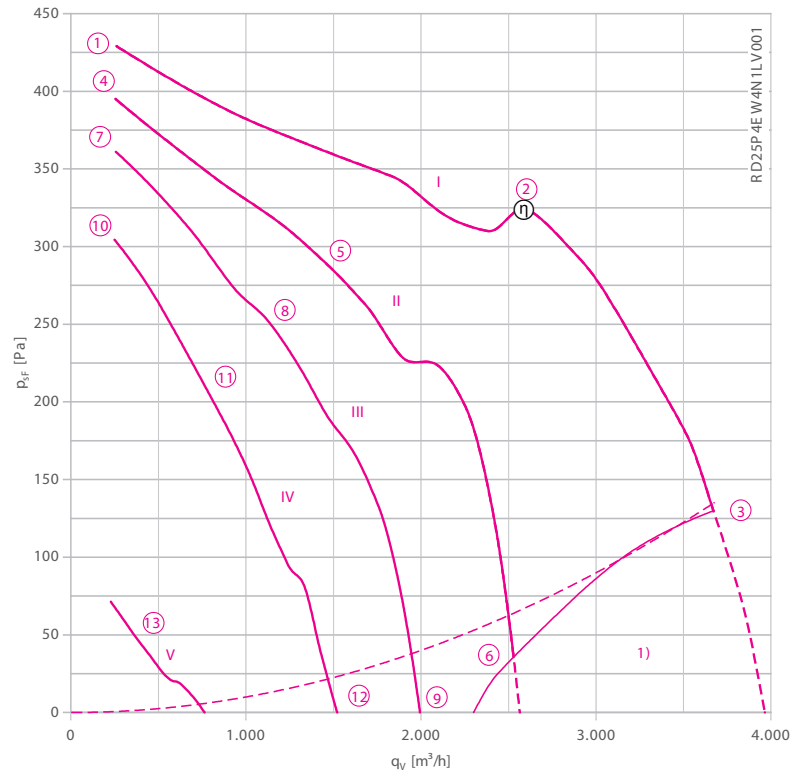
RD25P-4E



## Description

Motor technology: AC  
 Rated voltage  $U_N$ : 1~ 230 V $\pm$ 10 %\*  
 Rated frequency  $f_N$ : 50 Hz\*  
 Motor input power  $P_1$ : 1.20 kW\*  
 Rated current  $I_N$ : 5.30 A\*  
 Rated speed  $n_N$ : 1090 min<sup>-1</sup>\*  
 Starting current  $I_A$ : 8.50 A  
 Service capacitor  $C_{400V}$ : 16.0  $\mu$ F  
 Thermal class: **THCL155\***  
 Min. permitted ambient temperature  $t_{R(min)}$ : -20 °C  
 Max. permitted ambient temperature  $t_{R(max)}$ : 40 °C  
 Minimum pressing  $p_{SF(min)}$ : 130 Pa  
 Protection class: IP54  
 Motor protection: thermal contact  
 Impeller : Impeller made of galvanised sheet metal,  
 Motor: 1 coat paint, pebble grey  
 Conformity: ErP 2013, CE  
**ErP-data**  
 Efficiency  $\eta_{statA}$ : 29.2 %  
 Efficiency:  $N_{actual} = 37.4 / N_{target} = 37^{**}$   
 Frequency inverter required  
 \* Rated data  
 \*\*ErP 2013

## Characteristic curve



Measured in housing from ZIEHL-ABEGG.

1) Do not operate in this area

- Connection diagram
- System components

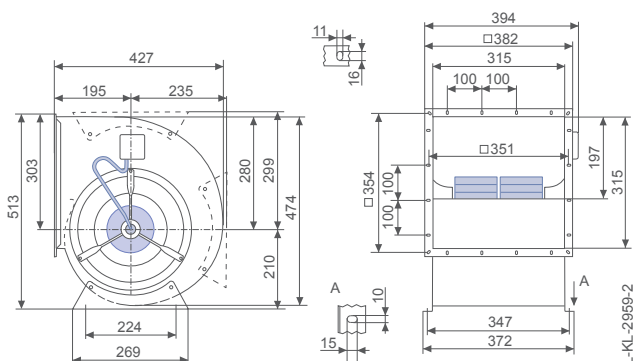
1360-104XB

Page 367

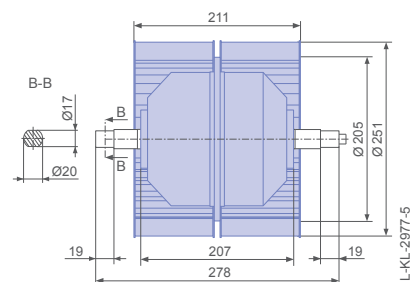
Page 262

## Dimensions [mm]

Fan with housing, double inlet



Motorised impeller


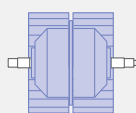


Performance data

Type	Characteristic curve	Voltage	Operating point	Current	Motor input power	Speed	Suction side sound power level $L_{WAS}$ [dB]
		U [V]		I [A]	$P_1$ [W]	n [min <sup>-1</sup> ]	
RD25P-4EW.4N.1L	I	230	①	1.95	450	1420	
		230	②	3.60	820	1290	76
		230*	③	5.30*	1200*	1090*	81
	II	160	④	1.90	310	1370	
		160	⑤	2.90	460	1250	74
		160	⑥	5.10	780	680	71
	III	130	⑦	1.95	250	1310	
		130	⑧	2.80	360	1160	73
		130	⑨	4.60	570	460	64
	IV	105	⑩	2.10	210	1220	
		105	⑪	2.60	270	1070	71
		105	⑫	3.90	380	380	58
	V	60	⑬	2.10	120	530	

\*rated data

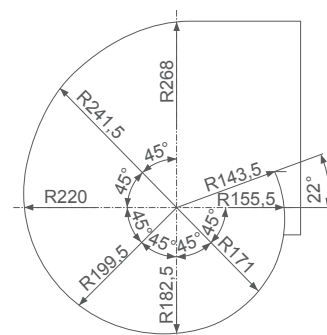
Fan ordering information

Design	RD	RZ
Installation position	H	H
Electrical connection	Terminal box fixed on housing	Connecting cable axial 110 cm from axle end
		
<b>Type</b>	<b>RD25P-4EW.4N.1L</b>	<b>RZ25P-4EW.4N.1L</b>
<b>Article no.</b>	<b>209634A</b>	<b>209633A</b>
Weight [kg]	23.70	14.10
* Inlet ring not included		

Control technology

<p>Frequency inverter Fcontrol 1~</p>  <p>➤ Page 296</p>	<p>Motor protection units 1~</p>  <p>➤ Page 344</p>	<p>Transformer-based controllers 1~</p>  <p>➤ Page 334</p>	<p>Electronic voltage controllers 1~</p>  <p>➤ Page 310</p>
---	--	---	---

Used housing



L-KL-2949-11


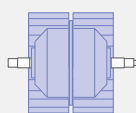


Performance data

Type	Characteristic curve	Voltage	Operating point	Current	Motor input power	Speed	Suction side sound power level
		U [V]					
RD25P-4DW.4I.1L	I	400	①	1.05	310	1410	
		400	②	1.40	710	1260	75
		400*	③	2.10*	1250*	1030*	82
	II	230	④	0.74	220	1290	
		230	⑤	1.05	350	1120	72
		230	⑥	1.75	610	680	73
	III	180	⑦	0.73	185	1190	
		180	⑧	0.99	260	1000	69
		180	⑨	1.50	410	560	67
	IV	140	⑩	0.72	150	1050	
		140	⑪	0.91	190	850	65
		140	⑫	1.25	270	450	61
	V	90	⑬	0.73	100	630	

\*rated data

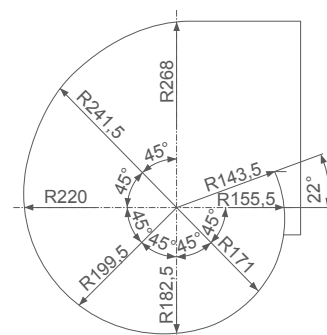
Fan ordering information

Design	RD	RZ
Installation position	H	H
Electrical connection	Terminal box fixed on housing	Connecting cable axial 110 cm from axle end
		
<b>Type</b>	<b>RD25P-4DW.4I.1L</b>	<b>RZ25P-4DW.4I.1L</b>
<b>Article no.</b>	<b>209639A</b>	<b>209638A</b>
Weight [kg]	20.70	11.10
* Inlet ring not included		

Control technology

<p>Frequency inverter Fcontrol 3~</p>  <p>➤ Page 302</p>	<p>Motor protection units 3~</p>  <p>➤ Page 344</p>	<p>Transformer-based controllers 3~</p>  <p>➤ Page 334</p>	<p>Electronic voltage controllers 3~</p>  <p>➤ Page 324</p>
---	--	---	--

Used housing



L-KL-2949-11

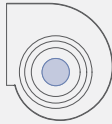
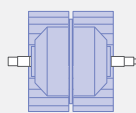


Performance data

Type	Characteristic curve	Voltage	Operating point	Current	Motor input power	Speed	Suction side sound power level $L_{WAS}$ [dB]
		U [V]		I [A]	$P_1$ [W]	n [min <sup>-1</sup> ]	
RD28P-4EW.6Q.1L	I	230	①	3.20	710	1480	
		230	②	6.70	1500	1430	87
		230*	③	13.00*	2900*	1290*	94
	II	160	④	3.10	480	1460	
		160	⑤	7.10	1150	1370	84
		160	⑥	14.00	2100	930	83
	III	130	⑦	3.20	410	1450	
		130	⑧	6.70	880	1350	82
		130	⑨	14.00	1650	830	76
	IV	105	⑩	3.40	360	1420	
		105	⑪	5.20	550	1360	81
		105	⑫	14.00	1400	680	67

\*rated data

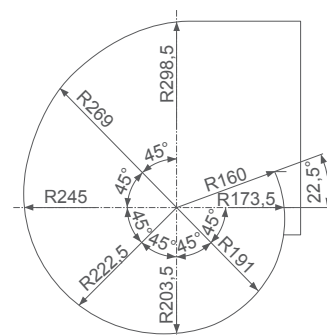
Fan ordering information

Design	RD	RZ
Installation position	H	H
Electrical connection	Terminal box fixed on housing	Connecting cable axial 115 cm from axle end
		
Type	<b>RD28P-4EW.6Q.1L</b>	<b>RZ28P-4EW.6Q.1L</b>
Article no.	<b>210409</b>	<b>210408</b>
Weight [kg]	40.80	28.40
* Inlet ring not included		

Control technology

<p>Frequency inverter Fcontrol 1~</p>  <p>➤ Page 296</p>	<p>Motor protection units 1~</p>  <p>➤ Page 344</p>	<p>Transformer-based controllers 1~</p>  <p>➤ Page 334</p>	<p>Electronic voltage controllers 1~</p>  <p>➤ Page 310</p>
---	--	---	---

Used housing



L-KL-2949-12

# P-series

for three phase alternating current, 4 pole

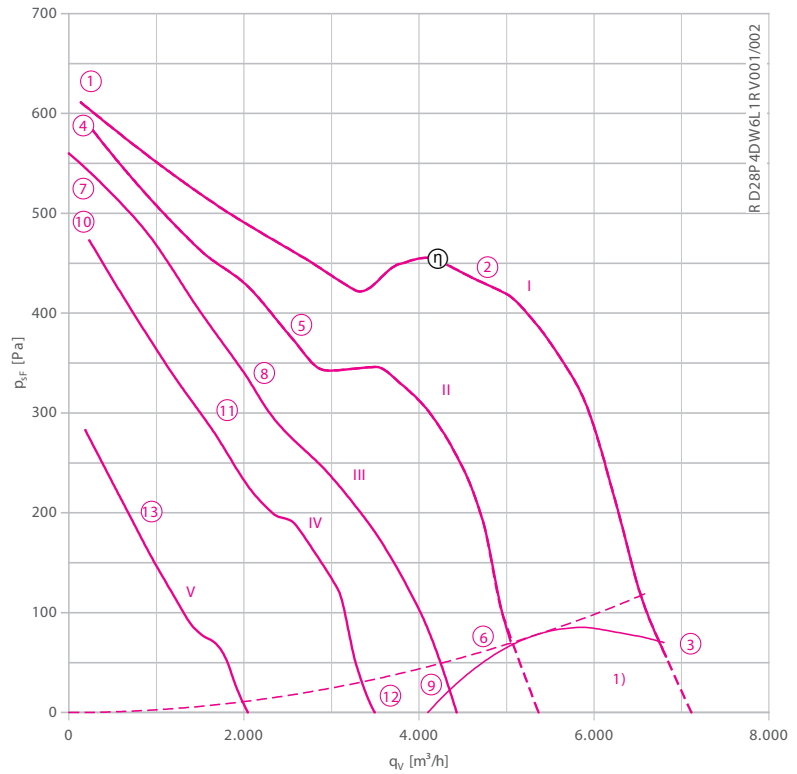
RD28P-4D



## Description

Motor technology: AC  
 Rated voltage  $U_N$ : 3~ 230/400 V ( $\Delta/Y$ )  $\pm 10$  %\*  
 Rated frequency  $f_N$ : 50 Hz\* (60Hz data available)  
 Motor input power  $P_1$ : 2.80 kW\*  
 Rated current  $I_N$ : 7.90/4.60 A\*  
 Rated speed  $n_N$ : 1260 min<sup>-1</sup>\*  
 Starting current  $I_s$ : 28.00 A / 16.00 A  
 Thermal class: THCL155\*  
 Min. permitted ambient temperature  $t_{R(min)}$ : -20 °C  
 Max. permitted ambient temperature  $t_{R(max)}$ : 40 °C  
 Minimum pressing  $p_{sF(min)}$ : 70 Pa  
 Protection class: IP54  
 Motor protection: thermal contact  
 Impeller : Impeller made of galvanised sheet metal,  
 Motor: 1 coat paint, pebble grey  
 Conformity: ErP 2015, CE  
**ErP-data**  
 Efficiency  $\eta_{statA}$ : 42.1 %  
 Efficiency:  $N_{actual} = 48.1 / N_{target} = 44$ \*\*  
 \* Rated data  
 \*\*ErP 2015

## Characteristic curve



Measured in housing from ZIEHL-ABEGG.

1) Do not operate in this area

- Connection diagram
- System components

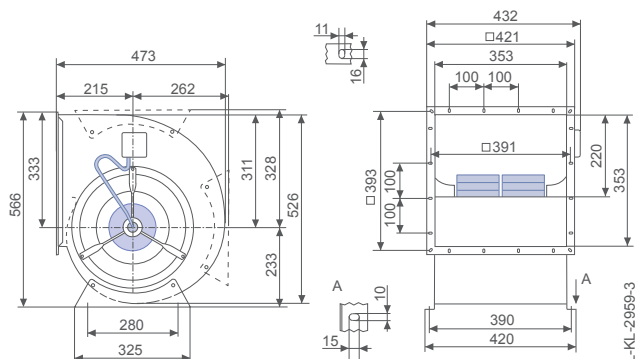
1360-106XB

Page 367

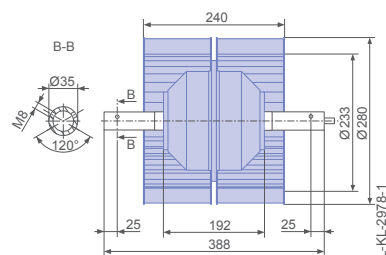
Page 262

## Dimensions [mm]

Fan with housing, double inlet



Motorised impeller


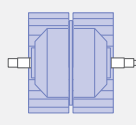


Performance data

Type	Characteristic curve	Voltage	Operating point	Current	Motor input power	Speed	Suction side sound power level $L_{WAS}$ [dB]
		U [V]		I [A]	$P_1$ [W]	n [min <sup>-1</sup> ]	
RD28P-4DW.6L.1L	I	400	①	2.10	530	1480	
		400	②	3.20	1600	1390	86
		400*	③	4.60*	2800*	1260*	92
	II	230	④	1.45	410	1440	
		230	⑤	3.40	1200	1250	83
		230	⑥	4.60	1800	1070	87
	III	180	⑦	1.55	370	1370	
		180	⑧	3.20	900	1170	80
		180	⑨	4.60	1350	870	83
	IV	140	⑩	1.65	350	1320	
		140	⑪	2.80	620	1100	78
		140	⑫	4.30	1000	660	77
	V	90	⑬	2.50	170	880	

\*rated data

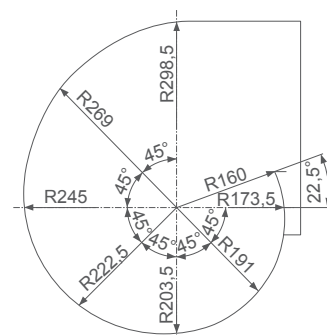
Fan ordering information

Design	RD	RZ
Installation position	H	H
Electrical connection	Terminal box fixed on housing	Connecting cable axial 105 cm from axle end
		
<b>Type</b>	<b>RD28P-4DW.6L.1L</b>	<b>RZ28P-4DW.6L.1L</b>
<b>Article no.</b>	<b>209669A</b>	<b>209668A</b>
Weight [kg]	34.00	21.50
* Inlet ring not included		

Control technology

<p>Frequency inverter Fcontrol 3~</p>  <p>➤ Page 302</p>	<p>Motor protection units 3~</p>  <p>➤ Page 344</p>	<p>Transformer-based controllers 3~</p>  <p>➤ Page 334</p>	<p>Electronic voltage controllers 3~</p>  <p>➤ Page 324</p>
---	--	---	--

Used housing



L-KL-2949-12



# P-series

for three phase alternating current, 4 pole

RD31P-4D



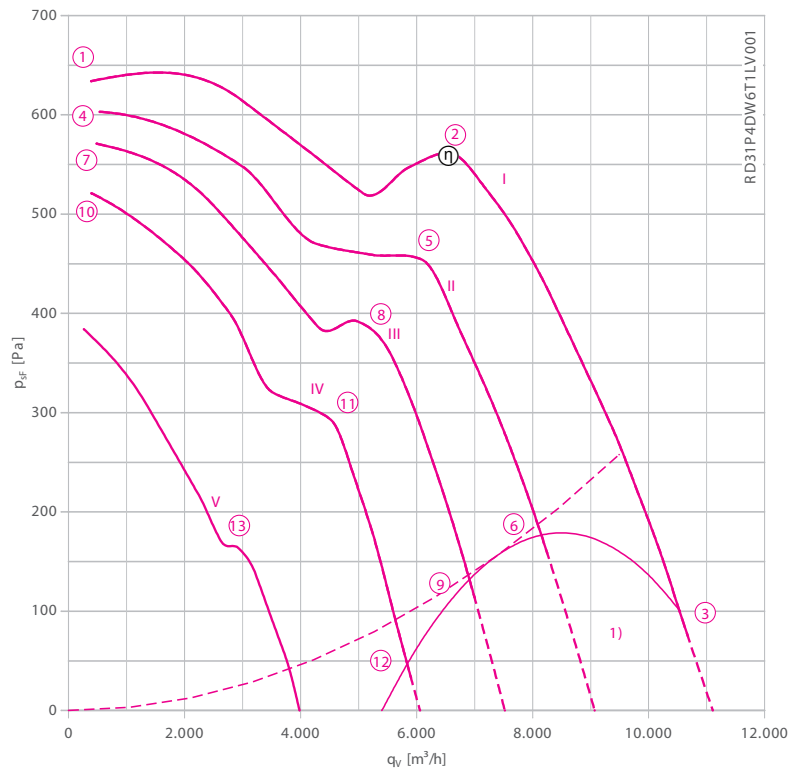
## Description

Motor technology: AC  
 Rated voltage  $U_N$ : 3~ 230/400 V ( $\Delta/Y$ )  $\pm 10$  %\*  
 Rated frequency  $f_N$ : 50 Hz\* (60Hz data available)  
 Motor input power  $P_1$ : 5.50 kW\*  
 Rated current  $I_N$ : 16.00/9.20 A\*  
 Rated speed  $n_N$ : 1330 min<sup>-1</sup>\*  
 Thermal class: THCL155\*  
 Min. permitted ambient temperature  $t_{R(min)}$ : -20 °C  
 Max. permitted ambient temperature  $t_{R(max)}$ : 40 °C  
 Minimum pressing  $p_{SF(min)}$ : 100 Pa  
 Protection class: IP54  
 Motor protection: thermal contact  
 Impeller : Impeller made of galvanised sheet metal,  
 Motor: 1 coat paint, pebble grey  
 Conformity: ErP 2013, CE

## ErP-data

Efficiency  $\eta_{statA}$ : 34.9 %  
 Efficiency:  $N_{actual} = 38.3 / N_{target} = 37$ \*\*  
 \* Rated data  
 \*\*ErP 2013

## Characteristic curve



Measured in housing from ZIEHL-ABEGG.

1) Do not operate in this area

- Connection diagram
- System components

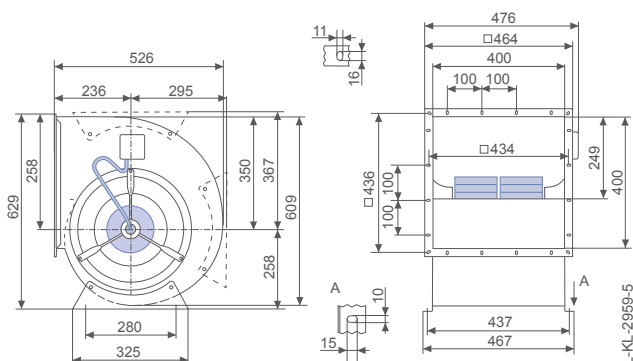
1360-106XB

Page 367

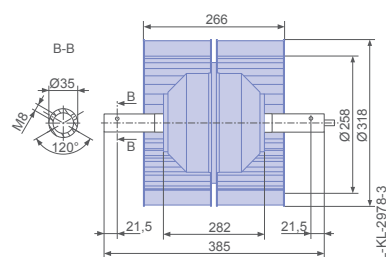
Page 262

## Dimensions [mm]

Fan with housing, double inlet



Motorised impeller


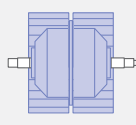


Performance data

Type	Characteristic curve	Voltage	Operating point	Current	Motor input power	Speed	Suction side sound power level
		U [V]					
RD31P-4DW.6T.1L	I	400	①	4.80	1200	1480	
		400	②	6.40	3100	1410	91
		400*	③	9.20*	5500*	1330*	98
	II	230	④	3.00	850	1440	
		230	⑤	6.80	2500	1280	88
		230	⑥	9.20	3600	1150	92
	III	180	⑦	2.90	780	1400	
		180	⑧	6.70	2000	1200	86
		180	⑨	9.20	2800	1020	91
	IV	140	⑩	3.20	820	1350	
		140	⑪	7.30	1700	1030	82
		140	⑫	9.20	2100	810	84
	V	90	⑬	6.30	910	800	

\*rated data

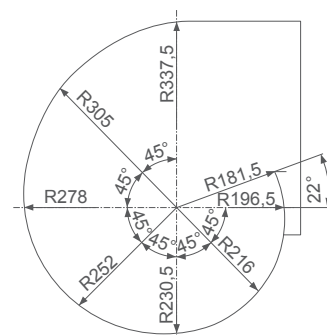
Fan ordering information

Design	RD	RZ
Installation position	H	H
Electrical connection	Terminal box fixed on housing	Connecting cable axial 95 cm from axle end
		
<b>Type</b>	<b>RD31P-4DW.6T.1L</b>	<b>RZ31P-4DW.6T.1L</b>
<b>Article no.</b>	<b>210419</b>	<b>210418</b>
Weight [kg]	53.30	37.60
* Inlet ring not included		

Control technology

<p>Frequency inverter Fcontrol 3~</p>  <p>➤ Page 302</p>	<p>Motor protection units 3~</p>  <p>➤ Page 344</p>	<p>Transformer-based controllers 3~</p>  <p>➤ Page 334</p>	<p>Electronic voltage controllers 3~</p>  <p>➤ Page 324</p>
---	--	---	--

Used housing



L-KL-2949-13

# P-series

for three phase alternating current, 6 pole

RD31P-6D



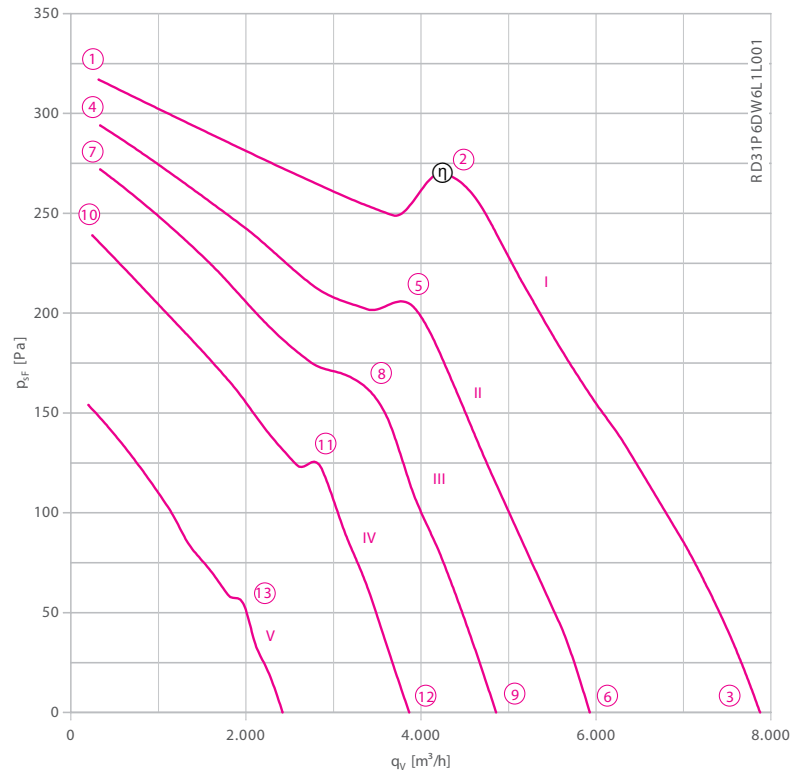
## Description

Motor technology: AC  
 Rated voltage  $U_N$ : 3~ 230/400 V ( $\Delta/Y$ )  $\pm 10$  %\*  
 Rated frequency  $f_N$ : 50 Hz\*  
 Motor input power  $P_1$ : 2.00 kW\*  
 Rated current  $I_N$ : 5.90/3.40 A\*  
 Rated speed  $n_N$ : 820 min<sup>-1</sup>\*  
 Thermal class: THCL155\*  
 Min. permitted ambient temperature  $t_{R(min)}$ : -20 °C  
 Max. permitted ambient temperature  $t_{R(max)}$ : 40 °C  
 Protection class: IP54  
 Motor protection: thermal contact  
 Impeller : Impeller made of galvanised sheet metal,  
 Motor: 1 coat paint, pebble grey  
 Conformity: ErP 2015, CE

## ErP-data

Efficiency  $\eta_{statA}$ : 36.0 %  
 Efficiency:  $N_{actual} = 44.2 / N_{target} = 44$ \*\*  
 Frequency inverter required  
 \* Rated data  
 \*\*ErP 2015

## Characteristic curve



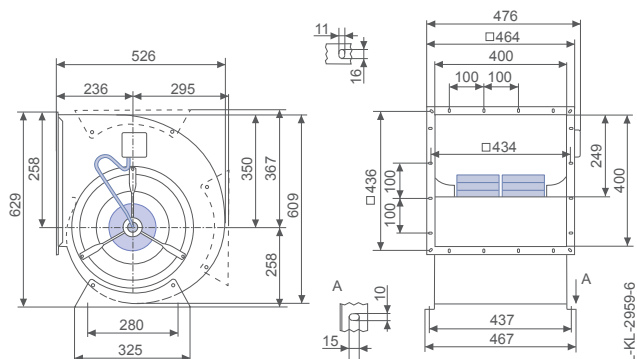
Measured in housing from ZIEHL-ABEGG.

- Connection diagram
- System components

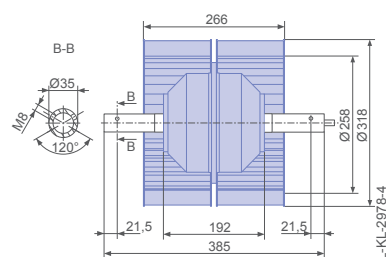
1360-106XB Page 367  
 Page 262

## Dimensions [mm]

### Fan with housing, double inlet



### Motorised impeller


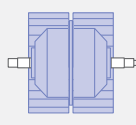


Performance data

Type	Characteristic curve	Voltage	Operating point	Current	Motor input power	Speed	Suction side sound power level $L_{WAS}$ [dB]
		U [V]		I [A]	$P_1$ [W]	n [min <sup>-1</sup> ]	
RD31P-6DW.6L.1L	I	400	①	1.90	380	980	
		400	②	2.20	910	930	79
		400*	③	3.40*	2000*	820*	85
	II	230	④	1.15	290	940	
		230	⑤	2.00	730	810	75
		230	⑥	3.20	1200	620	78
	III	180	⑦	1.10	260	910	
		180	⑧	1.90	550	760	72
		180	⑨	3.00	860	520	74
	IV	140	⑩	1.10	230	850	
		140	⑪	1.90	440	640	69
		140	⑫	2.60	570	420	69
	V	90	⑬	1.50	210	550	

\*rated data

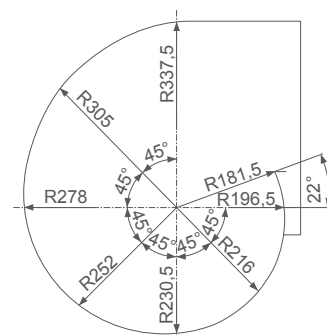
Fan ordering information

Design	RD	RZ
Installation position	H	H
Electrical connection	Terminal box fixed on housing	Connecting cable axial 115 cm from axle end
		
<b>Type</b>	<b>RD31P-6DW.6L.1L</b>	<b>RZ31P-6DW.6L.1L</b>
<b>Article no.</b>	<b>210258</b>	<b>210257</b>
Weight [kg]	38.30	22.50
* Inlet ring not included		

Control technology

<p>Frequency inverter Fcontrol 3~</p>  <p>➤ Page 302</p>	<p>Motor protection units 3~</p>  <p>➤ Page 344</p>	<p>Transformer-based controllers 3~</p>  <p>➤ Page 334</p>	<p>Electronic voltage controllers 3~</p>  <p>➤ Page 324</p>
---	--	---	--

Used housing



L-KL-2949-13

# P-series

for three phase alternating current, 4 pole

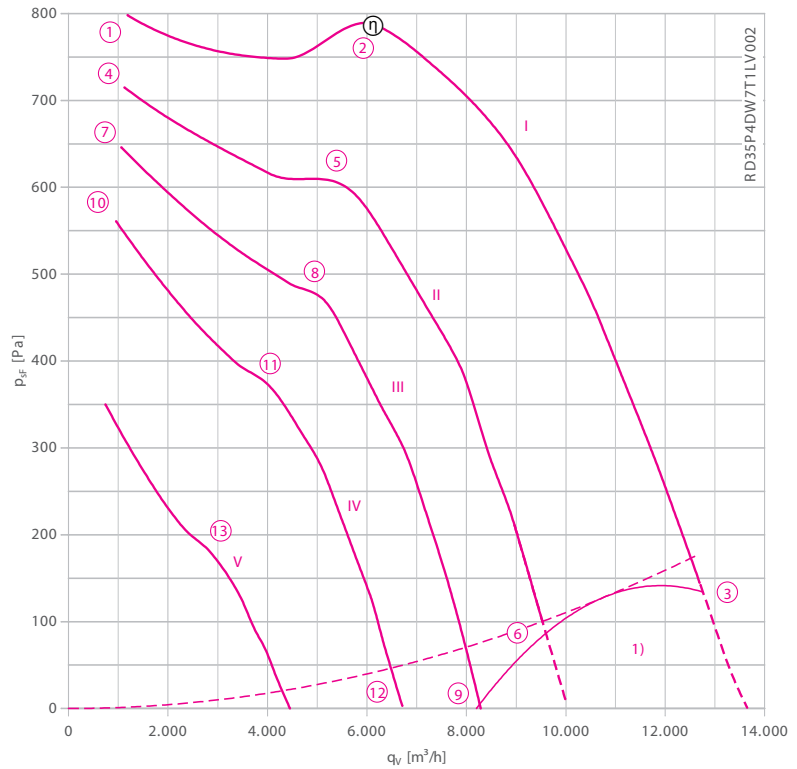
RD35P-4D



## Description

Motor technology: AC  
 Rated voltage  $U_N$ : 3~ 230/400 V ( $\Delta/Y$ )  $\pm 10$  %\*  
 Rated frequency  $f_N$ : 50 Hz\*  
 Motor input power  $P_1$ : 7.30 kW\*  
 Rated current  $I_N$ : 20.00/11.50 A\*  
 Rated speed  $n_N$ : 1220 min<sup>-1</sup>\*  
 Thermal class: THCL155\*  
 Min. permitted ambient temperature  $t_{R(min)}$ : -20 °C  
 Max. permitted ambient temperature  $t_{R(max)}$ : 40 °C  
 Minimum pressing  $p_{SF(min)}$ : 130 Pa  
 Protection class: IP54  
 Motor protection: thermal contact  
 Impeller : Impeller made of galvanised sheet metal,  
 Motor: 1 coat paint, pebble grey  
 Conformity: ErP 2015, CE  
**ErP-data**  
 Efficiency  $\eta_{statA}$ : 41.0 %  
 Efficiency:  $N_{actual} = 44.0 / N_{target} = 44$ \*\*  
 \* Rated data  
 \*\*ErP 2015

## Characteristic curve



Measured in housing from ZIEHL-ABEGG.

1) Do not operate in this area

- Connection diagram
- System components

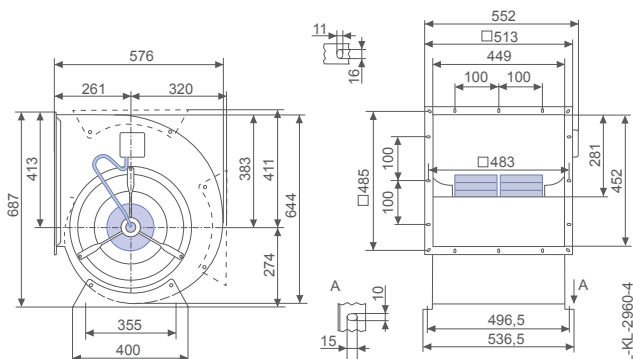
1360-106XB

Page 367

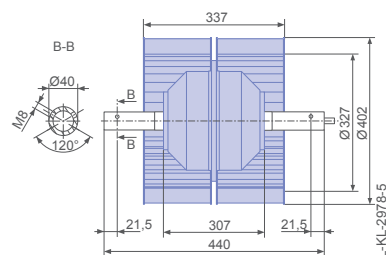
Page 262

## Dimensions [mm]

Fan with housing, double inlet



Motorised impeller


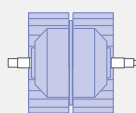


Performance data

Type	Characteristic curve	Voltage	Operating point	Current	Motor input power	Speed	Suction side sound power level $L_{WAS}$ [dB]
		U [V]					
RD35P-4DW.7T.1L	I	400	①	4.90	1700	1460	
		400	②	6.70	3400	1390	88
		400*	③	11.50*	7300*	1220*	97
	II	230	④	4.10	1300	1380	
		230	⑤	7.60	2800	1220	86
		230	⑥	11.50	4500	940	90
	III	180	⑦	4.40	1200	1320	
		180	⑧	7.90	2300	1090	83
		180	⑨	11.50	3500	730	86
	IV	140	⑩	4.80	1050	1220	
		140	⑪	7.60	1700	970	79
		140	⑫	11.00	2400	600	80
	V	90	⑬	6.70	940	690	72

\*rated data

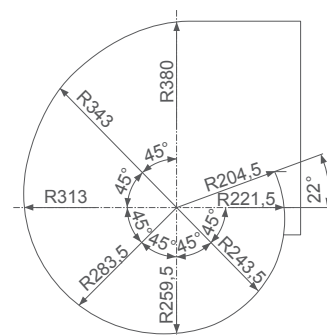
Fan ordering information

Design	RD	RZ
Installation position	H	H
Electrical connection	Terminal box fixed on housing	Connecting cable axial 115 cm from axle end
		
<b>Type</b>	<b>RD35P-4DW.7T.1L</b>	<b>RZ35P-4DW.7T.1L</b>
<b>Article no.</b>	<b>210156</b>	<b>210155</b>
Weight [kg]	69.60	50.20
* Inlet ring not included		

Control technology

<p>Frequency inverter Fcontrol 3~</p>  <p>➤ Page 302</p>	<p>Motor protection units 3~</p>  <p>➤ Page 344</p>	<p>Transformer-based controllers 3~</p>  <p>➤ Page 334</p>	<p>Electronic voltage controllers 3~</p>  <p>➤ Page 324</p>
---	--	---	--

Used housing



L-KL-2949-14

# P-series

for three phase alternating current, 4 pole

RD40P-4D



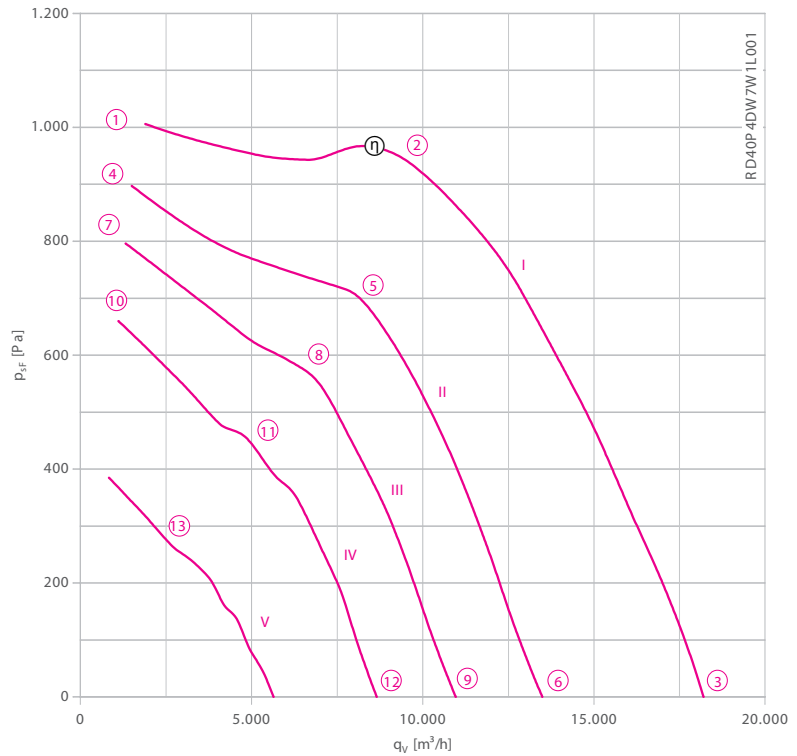
## Description

Motor technology: AC  
 Rated voltage  $U_N$ : 3- 400 V ( $\Delta$ )  $\pm 10\%$ \*  
 Rated frequency  $f_N$ : 50 Hz\* (60Hz data available)  
 Motor input power  $P_1$ : 13.00 kW\*  
 Rated current  $I_N$ : 20.00 A\*  
 Rated speed  $n_N$ : 1150 min<sup>-1</sup>\*  
 Current increase  $\Delta I$ : 0 %  
 Thermal class: THCL155\*  
 Min. permitted ambient temperature  $t_{R(min)}$ : -20 °C  
 Max. permitted ambient temperature  $t_{R(max)}$ : 40 °C  
 Protection class: IP10  
 Motor protection: thermal contact  
 Impeller : Impeller made of galvanised sheet metal,  
 Motor: 1 coat paint, pebble grey  
 Conformity: ErP 2015, CE

## ErP-data

Efficiency  $\eta_{statA}$ : 42.9 %  
 Efficiency:  $N_{actual} = 44.7 / N_{target} = 44\%$ \*\*  
 \* Rated data  
 \*\*ErP 2015

## Characteristic curve

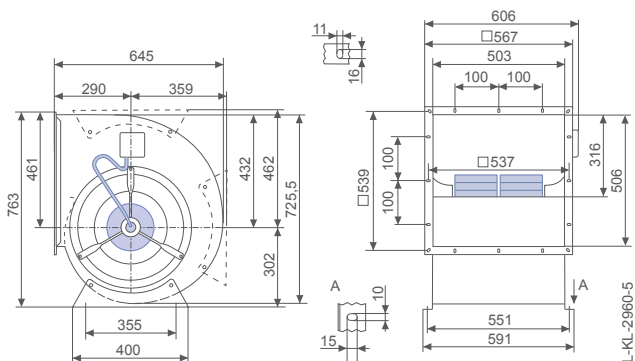


- Connection diagram
- System components

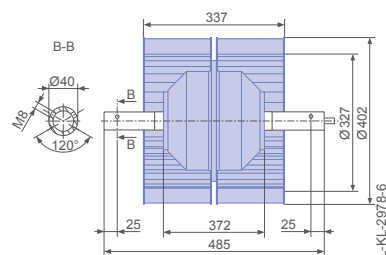
1360-106XB Page 367  
 Page 262

## Dimensions [mm]

Fan with housing, double inlet



Motorised impeller


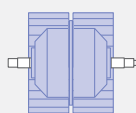


Performance data

Type	Characteristic curve	Voltage	Operating point	Current	Motor input power	Speed	Suction side sound power level
		U [V]					
RD40P-4DW.7W.1L	I	400	①	6.70	2600	1440	
		400	②	11.00	6100	1350	95
		400*	③	20.00*	13000*	1150*	102
	II	230	④	6.20	2100	1360	
		230	⑤	11.50	4300	1190	93
		230	⑥	20.00	7700	850	96
	III	180	⑦	6.70	1900	1290	
		180	⑧	11.00	3200	1100	91
		180	⑨	19.00	5300	690	90
	IV	140	⑩	7.40	1650	1180	
		140	⑪	10.50	2400	980	88
		140	⑫	16.50	3500	540	83
	V	90	⑬	9.70	1350	710	

\*rated data

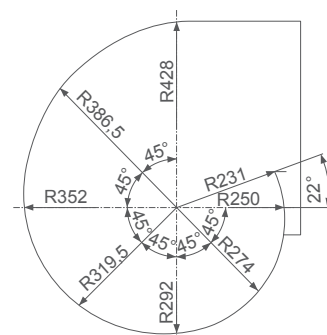
Fan ordering information

Design	RD	RZ
Installation position	H	H
Electrical connection	Terminal box fixed on housing	Connecting cable axial 115 cm from axle end
		
<b>Type</b>	<b>RD40P-4DW.7W.1L</b>	<b>RZ40P-4DW.7W.1L</b>
<b>Article no.</b>	<b>210143</b>	<b>210142</b>
Weight [kg]	90.50	67.30
* Inlet ring not included		

Control technology

<p>Frequency inverter Fcontrol 3~</p>  <p>➤ Page 302</p>	<p>Motor protection units 3~</p>  <p>➤ Page 344</p>	<p>Transformer-based controllers 3~</p>  <p>➤ Page 334</p>	<p>Electronic voltage controllers 3~</p>  <p>➤ Page 324</p>
---	--	---	--

Used housing



L-KL-2949-15



