

# SOMERSET®

Tel: 978.667.3355

800.772.4404

Fax: 978.671.9466

Email: somerset@smrset.com

[www.smrset.com](http://www.smrset.com)

## SPM-45

**FOLDS! CRIMPS! TRIMS!  
SEALS! ALL IN ONE  
OPERATION! UP TO  
800 PIECES AN HOUR!**


### IDEAL FOR

- Beerocks
- Boeregs
- Calzones
- Caribbean Patties
- Chilean Saltenas
- Empadas
- Empanadas
- Empanadillas
- Fried Pies
- Fruit Pies
- Jamaican Patties
- Lahmajoons
- Panzarottis
- Pattie Cakes
- Pastries
- Pierogies
- Pieroshkis
- Pot Stickers
- Samosas
- Sanbusak
- Spinach Pie
- Strombolis
- Texas Meat Pies
- Turnovers




## PASTRY & TURNOVER MACHINE


The SPM-45 is a simple hand operated machine which can create big profits for your business. It can make a wide range of different products by simply changing the dies. All finished products will have a perfect seal with no need to brush the edges with egg wash or other sealants.



1. Place dough on die



2. Add filling and rotate handle 1/2 turn

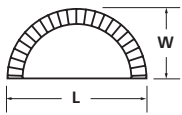


3. Finished product drops at bottom

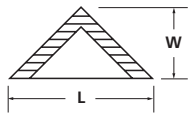


- Compact design, simple, easy to clean
- Guaranteed savings on dough and fillings
- Perfect dough seal translates to oil savings on fried products
- Enhances appearance and consistency of finished products
- Increase production (up to 500 pieces per hour)
- Custom designed dies available
- Wide selection of dies in various shapes

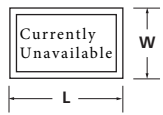
## PASTRY & TURNOVER MACHINE



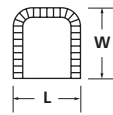
HALF ROUND



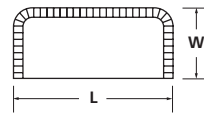
TRIANGULAR



RECTANGLE



SQUARE

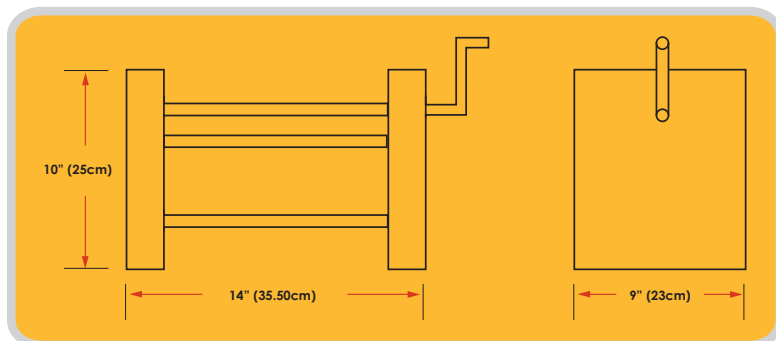


ROUNDED RECTANGLE

### DIE SELECTION LIST (CUSTOM DESIGNED DIES AVAILABLE)

	MODEL	LENGTH (L)	WIDTH (W)	HEIGHT (H)
	<b>DD1</b> *Straight Edge	2.50" 63mm	1.13" 29mm	1.00" 25mm
	<b>DS1</b>	3.50" 89mm	1.75" 45mm	1.25" 32mm
	<b>DS3</b>	4.50" 114mm	2.50" 64mm	1.50" 38mm
	<b>DS5</b>	5.00" 127mm	3.00" 76mm	1.50" 38mm
	<b>DS8</b>	5.50" 140mm	3.25" 83mm	2.00" 51mm
	<b>DS11</b>	6.75" 171mm	3.25" 83mm	1.75" 45mm
	<b>DS12</b> *Thumb crimp	6.375" 160mm	3.25" 83mm	1.25" 32mm
	<b>DS13</b>	7.25" 184mm	3.50" 89mm	2.00" 51mm
	<b>DS15</b>	8.00" 203mm	4.00" 102mm	2.50" 64mm
	<b>SD1</b>	2.75" 70mm	1.75" 45mm	1.00" 25mm
	<b>RS1</b>	4.50" 114mm	2.38" 60mm	1.00" 25mm
	<b>RS2</b>	7.25" 184mm	2.00" 51mm	1.00" 25mm
	<b>RS3</b>	7.50" 190mm	2.50" 64mm	1.75" 45mm
	<b>JS1</b>	4.50" 114mm	3.25" 83mm	1.25" 32mm
	<b>TS1</b>	5.00" 127mm	2.75" 70mm	1.00" 25mm
	<b>SM2</b> *Straight Edge	2.38" 60mm	1.38" 35mm	0.75" 19mm
	<b>SM4</b> *Straight Edge	3.75" 95mm	2.25" 57mm	1.25" 32mm

- Bakeries
- Restaurants
- Pizzerias
- Cafes
- Institutions
- Schools
- Other ethnic food production



### SPECIFICATIONS

(Specifications subject to change without notice)

**Finish:** All Stainless Steel

**Shipping Weight:** 30 lbs (15 kgs)



APPROVED