



Gas HOTPLATES

Features

- The Ikon Gas Hotplates are available in 2, 4 and 6 burner models, 12", 24" & 36" widths.
- The continuous 25,000 BTU output per burner provides even heat to each cast iron grate with a built-in aeration bowl.
- Adjustable manual gas controls provide easy and safe operations
- Heavy-duty 12" x 12" cast iron grates
- Octagonal cast iron burners
- 25,000 BTU/ burner
- Standing pilot light for each burner
- All stainless steel cabinet
- Cast iron grates positioned evenly with s/s front ledge
- "Cool-to-the-touch" front s/s edge
- Aeration bowl in each grate to retain heat to each pot/pan
- Adjustable pilot lights
- Adjustable stainless steel legs, non-skid feet
- Full length seamless drip pan, easy to remove and clean
- Hotplate is fully serviceable from the front
- **Available in Natural gas(NG) or Liquid propane(LP). A conversion kit is supplied with each unit**



IHP-2-12



IHP-4-24



IHP-6-36

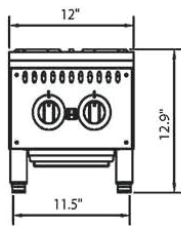




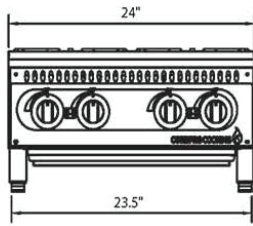
Gas HOTPLATES

Dimensions in inches

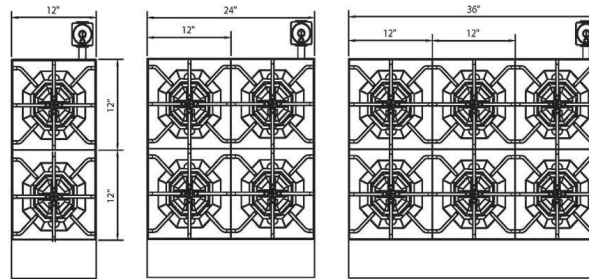
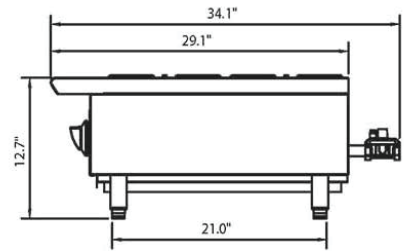
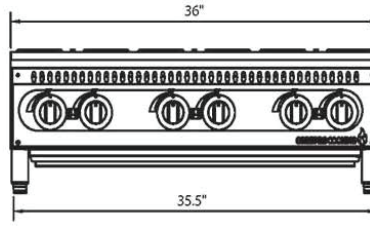
IHP-2-12



IHP-4-24



IHP-6-36



Specifications

Model	Footprint	Overall Dimensions	Weight	Shipping Dimensions	Shipping Weight
IHP-2-12	11.5"W x 21"D (29.2cm x 53.3cm)	12.0"W x 34.1"D x 13.0"H (30.4cm x 86.6cm x 33.0cm)	69 lbs (31.4kg)	16.1"W x 35.4"D x 17.7"H (41cm x 86cm x 45cm)	93 lbs (42.3kg)
IHP-4-24	23.5"W x 21"D (60cm x 53.3cm)	24.0"W x 34.1"D x 13.0"H (60.9cm x 86.6cm x 33.0cm)	121 lbs (55kg)	28.3"W x 35.4"D x 17.7"H (72cm x 86cm x 45cm)	152 lbs (69.1kg)
IHP-6-36	36.5"W x 21"D (92.7cm x 53.3cm)	36.5"W x 34.1"D x 13.0"H (92.7cm x 86.6cm x 33.0cm)	170 lbs (77.3kg)	40.6"W x 36.2"D x 17.7"H (103cm x 92cm x 45cm)	214 lbs (97.3kg)

Please Note: These items are shipped on a pallet and are crated for protection during LTL shipment. Overall Dimensions include the gas regulator located on the back of the unit



Model	Cooking Area	Controls	Number of Burners	BTU's per Burner	Total BTU's
IHP-2-12	12"W x 24"D	Manual	2	25,000	50,000
IHP-4-24	24"W x 24"D	Manual	4	25,000	100,000
IHP-6-36	36"W x 24"D	Manual	6	25,000	150,000

GAS REQUIREMENTS

- Natural Gas or Liquid Propane (LP) Gas main supply required
- A conversion kit is supplied with each unit. In order to avoid any warranty issues, conversion of your unit must be completed by an authorized Ikon service agent.
- 3/4" NPT gas connection
- 25,000 BTU's per burner
- One pilot light per burner
- Natural gas 4" W.C., LP gas 10" W.C.