

# ICE MACHINE | BLMI-500A

L x D x H — 22" x 27<sup>3/8</sup>" x 30<sup>5/8</sup>"



Shown on Bin BLIB-500S

WARRANTY: 1 Year Parts and Labor,  
5 Years Compressor Warranty

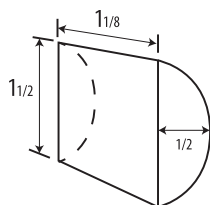


Project: \_\_\_\_\_  
 Model#: \_\_\_\_\_  
 Item #: \_\_\_\_\_  
 Qty: \_\_\_\_\_  
 Available W/H: \_\_\_\_\_  
 Approval: \_\_\_\_\_

## STANDARD FEATURES

- BLMI-500A produces up to 538 lbs. of ice daily
- Units produce individual crescent ice cubes
- Durable stainless steel cabinet
- Stainless steel evaporator
- Removable air filter
- Digital Self Diagnostic System  
(power switch is accessible without panel removal)
- Environmentally friendly refrigerant (R-410A)
- Energy Star Certified

### Cube Dimensions\*



\*Approximate size in inches,  
image not to scale.

### Operating Limits

- Ambient Temp Range  
45 - 100°F
- Water Temp Range  
45 - 90°F
- Water Pressure  
30 - 100 PSIG
- Voltage Range  
100 - 130V

### Service

- Panels easily removed and  
all components accessible  
for service.
- Removable/cleanable air filters.
- Allow 6" (15cm) clearance at  
rear, sides, and top for proper  
air circulation and ease of  
maintenance/service.

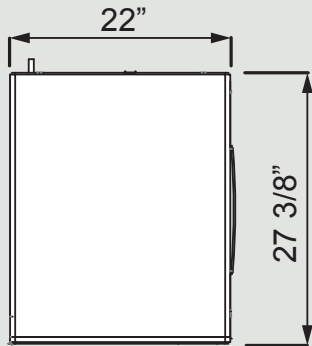
### Plumbing

- Icemaker Water Supply Line:  
Minimum 3/8" Nominal  
ID Copper Water Tubing or  
Equivalent
- Icemaker Drain Line: Minimum  
3/4" Nominal ID Hard Pipe or  
Equivalent

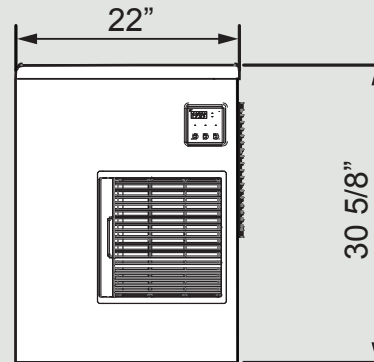
\*BLUE AIR has the right to change specifications without further notice.

Condenser	Model	ICE PRODUCTION				Air 90°F / Water 70° F		Min. Circuit Amperage	Voltage V/Hz/PH	Shipping Weight lbs / kg	Energy Star®
		Air / Water Temp Lbs. per 24 hours		Per Cycle		KWH per 100 lbs.	Portable Water Gal. per 100 lbs.				
		70°/50°F	90°/70°F	Lbs.	Cubes						
Air-Cooled	BLMI-500A	538	443	9.83	480	5.22	13.55	14	115V/60/1	161 / 73	YES

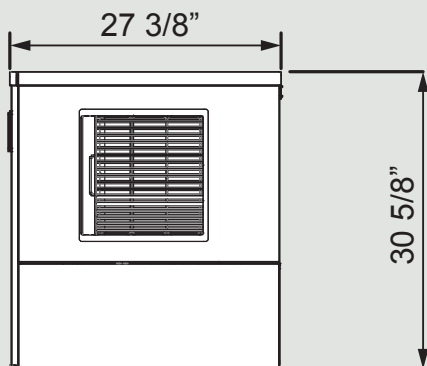
TOP VIEW



FRONT VIEW



SIDE VIEW



BACK VIEW

