

US-10 US-10A US-10B US-10C US-10D



# Female Pelvic Ultrasound Phantom

**Practice both transvaginal and transabdominal ultrasound procedures in one**

## Product Supervision

Charlotte Henningsen, MS, RT(R), RDMS, RVT, FSDMS, FAIUM  
Chair & Professor - Sonography Department  
Adventist University of Health Sciences

**Newly added 10-week- pregnancy unit and IUD unit supports thorough training in Obs/gyn ultrasound.**



## FEATURES

- 1 | Compatible with actual ultrasound transducer
- 2 | Five types of interchangeable phantom inserts with different pathologies
- 3 | Realistic view of female external genital
- 4 | Excellent ultrasound image quality

## SKILLS

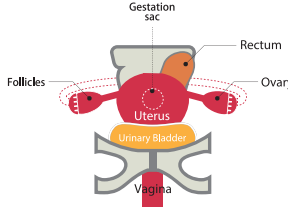
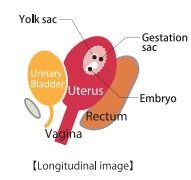
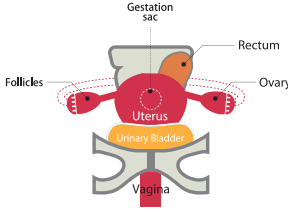
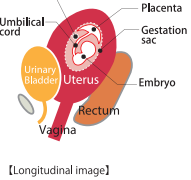
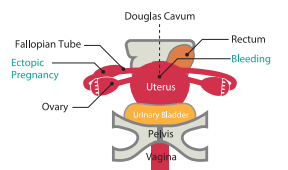
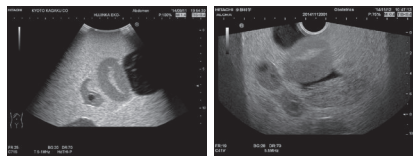
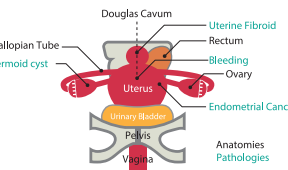
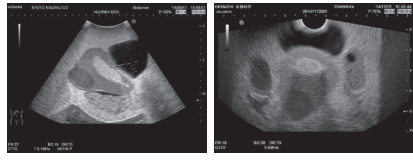
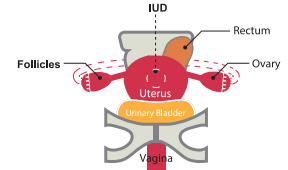
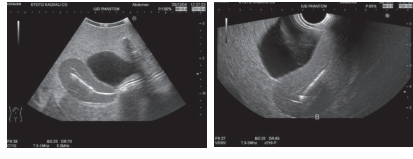
- | Handling and manipulation of transvaginal and transabdominal transducers
- | Interpretation of sonogram
- | Visualization and localization of anatomies and pathologies

## DESCRIPTIONS

### SET INCLUDES

	US-10A/41909-100	US-10C/41909-110	US-10/41909-000	US-10B/41909-200	US-10D/41909-210
	Female Pelvic Ultrasound Phantom (3units/7w)	Female Pelvic Ultrasound Phantom (3units/10w)	Female Pelvic Ultrasound phantom (2 units)	Obstetric Pelvic Ultrasound Phantom (7w)	Obstetric Pelvic Ultrasound Phantom (10w)
lower torso manikin	✓	✓	✓	✓	✓
ultrasound pathology unit	✓	✓	✓	—	—
ultrasound 7-weeks pregnancy unit	✓	—	—	✓	—
ultrasound 10-weeks pregnancy unit	—	✓	—	—	✓
ultrasound ectopic pregnancy unit	✓	✓	✓	✓	✓
IUD unit	—	—	—	—	—
storage case	2	2	1	1	1
talcum powder	✓	✓	✓	✓	✓
syringe	✓	✓	✓	✓	✓
instruction manual	✓	✓	✓	✓	✓

**KEY FEATURES**

Five variations of training sets	Anatomy, findings and pathology	US-10A	US-10C	US-10	US-10B	US-10D
Normal pregnancy (7-Weeks)	  <p>[Longitudinal image]</p>		—	—		—
<b>NEW</b> Normal pregnancy (10-Weeks)	  <p>[Longitudinal image]</p>		—	—	—	
Ectopic pregnancy unit	 					
Pathological unit	  <p>Anatomies Pathologies</p>				—	—
<b>NEW</b> IUD unit	 		—	—	—	—

**DESCRIPTIONS**

**SPECIFICATIONS**

Torso size: W34 x D33 x H24cm  
W13.5 x D13 x H9.5 inch

weight: 7.2kg / 15.9 lbs

**MATERIALS**

Soft resin, Polyurethane elastomer  
Latex free

**REPLACEMENT PARTS**

- 41909-030 ultrasound pathology unit
- 41909-040 ultrasound ectopic pregnancy unit
- 41909-050 ultrasound first trimester pregnancy unit (7W)
- 41909-060 skin for US-10 / 10A / 10B
- 41909-070 ultrasound first trimester pregnancy unit (10W)
- 41909-080 IUD unit

\* Ultrasound scanner is not included.