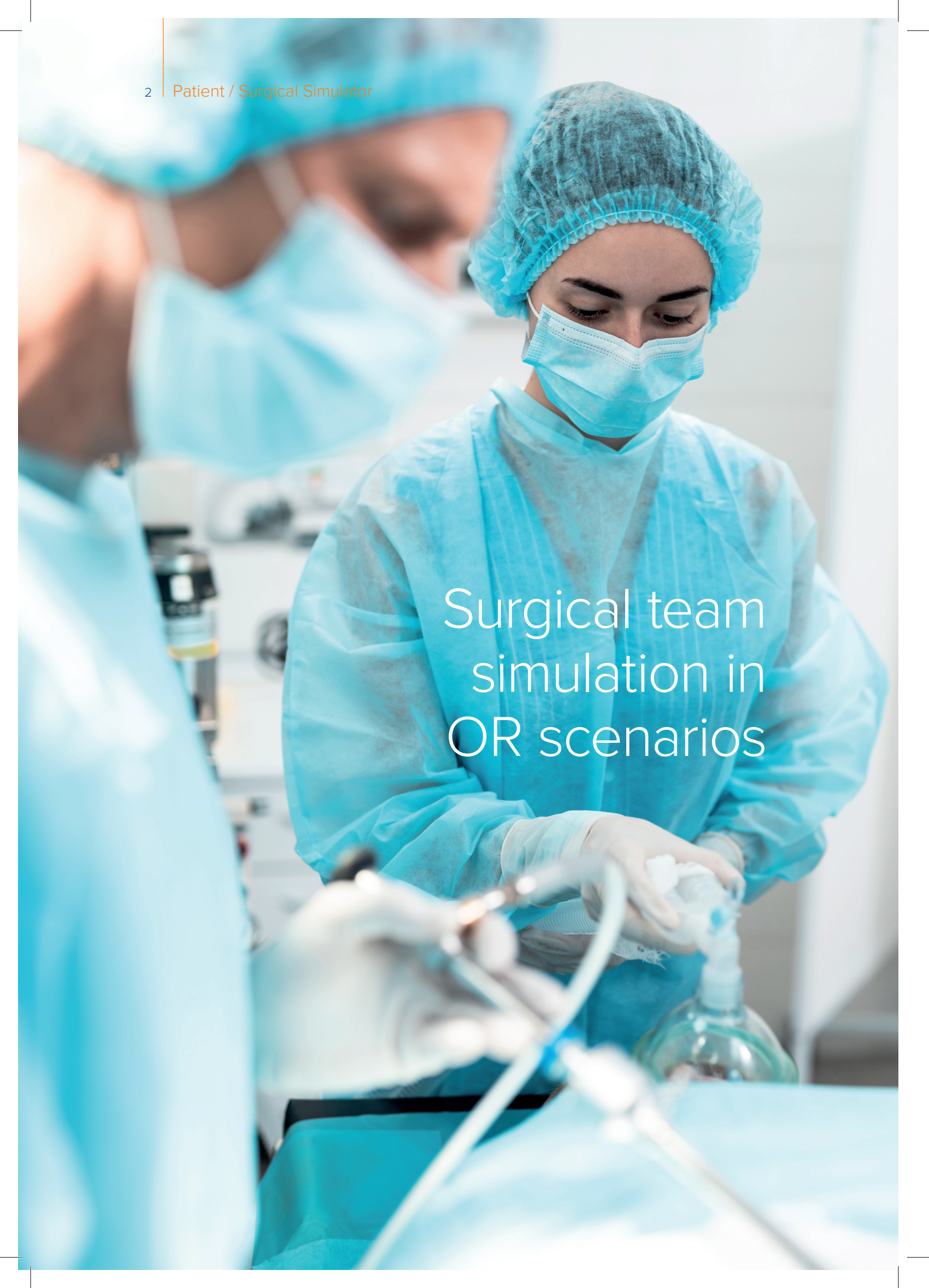


Surgical Team Simulation in OR Scenarios



LapVision Hybrid Patient/Surgical Simulator

A photograph of a surgical team in an operating room. The team members are wearing blue scrubs, blue bouffant caps, and blue surgical masks. They are focused on a procedure, with one person in the foreground holding a surgical instrument. The background is slightly blurred, showing other team members and medical equipment. The overall color palette is dominated by light blue and white.

Surgical team
simulation in
OR scenarios



LapVision Hybrid


Our NEW **LapVision Hybrid** has been designed for realistic simulation scenarios in the OR setting to develop surgical teams in communication, decision-making and technical skills.

The comprehensive manikin-based training platform allows for the acquisition and retention of laparoscopic skills, which can be combined with a variety of dynamic OR scenarios, including anesthesia administration and management of complications, and other emergency scenarios that may arise during surgical procedures.



Integrating the principles of Human Factors to enhance clinical performance

When combining surgical and anesthesia emergencies into one seamless learning experience, you can create both common and complex critical scenarios that challenge the whole OR team.



Create a complete OR set up for the whole surgical team

- Enhance anesthesia and surgical team performance in critical scenarios
- Full range of advanced ventilation scenarios
- Complete range of resuscitation and anesthesia procedures
- Surgeon's actions can be controlled with the patient simulator's vital signs
- Magnetic haptic feedback with true-to-life tissue resistance
- Realistic interactive laparoscopic stand set-up
- Virtual anesthesia and ventilation machines connect
- Extensive Leonardo functionality can be employed

Training together those that work together...



Many dynamic scenarios can be created to reflect complications that arise in the OR realistically. Through the testing of technical and team communication skills, our LapVision Hybrid facilitates immersive learning of related complications, including those associated with:

- Administering drug therapy
- The induction of pneumoperitoneum
- 5 trocars in total - expandable with additional virtual trocars
- Bipolar and monopolar diathermy
- Mechanical instruments
- Other associated conditions and many more...

Setting the standard in Laparoscopic simulation

- Our proprietary Magnetic Haptic System provides realistic feedback
- Magnetic Haptic System is also more reliable than mechanical versions
- Wireless instruments can be completely removed from the port
- Instruments use integrated gyroscopes for easy tool selection and swap
- A camera imitator with angle adjustment control

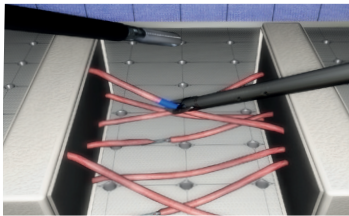


A complete training solution

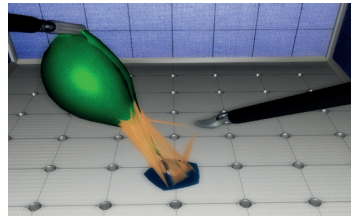
Our innovative software allows for a complete training solution that includes:

- Training and exam modes
- Detailed statistics after each module
- High definition 3D graphics
- Video and text materials
- 3D anatomy atlas


Modules for Basic & Essential Skills in Laparoscopy including:



Vessel clipping and capturing

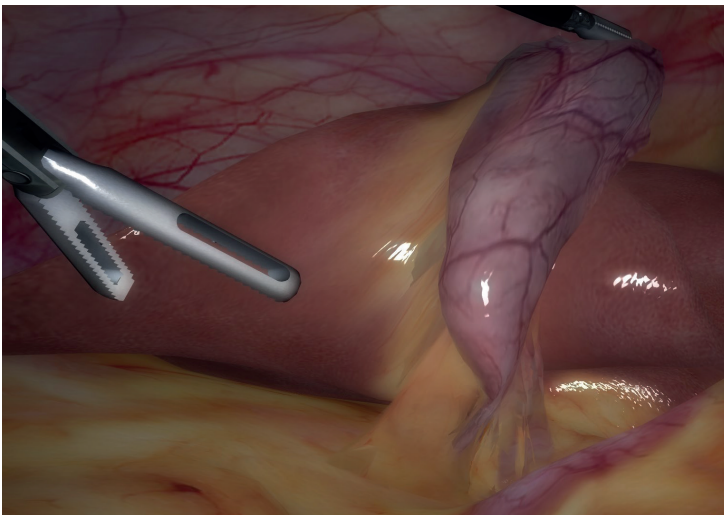


Electrocoagulation operating skills

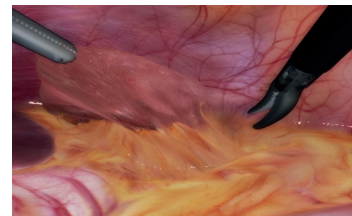


Endoscopic scissor handling skills

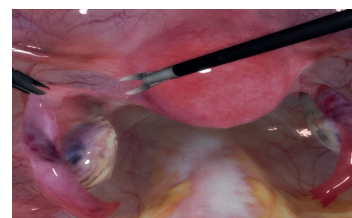
Modules for Surgical Skills in Laparoscopy including:



Full procedure of laparoscopic chole



Splenoectomy



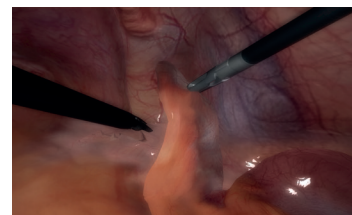
Salpingo-oophorectomy




Tubal ligation




Ectopic Pregnancy-Salpingostomy



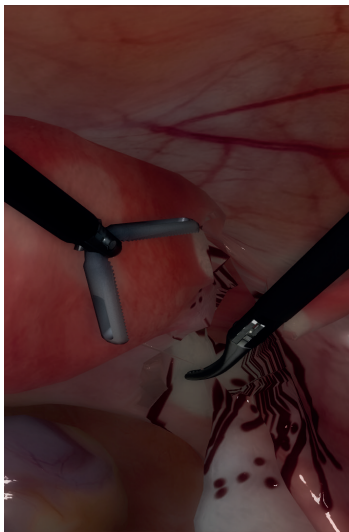
Appendectomy



Suturing and knotting



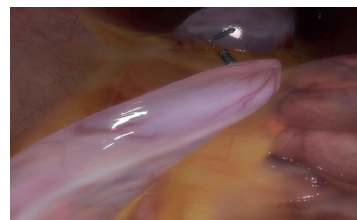
Psychomotor skills



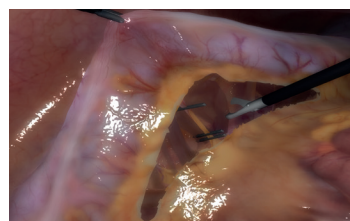
Total hysterectomy



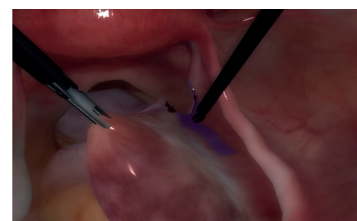
Hernioplasty



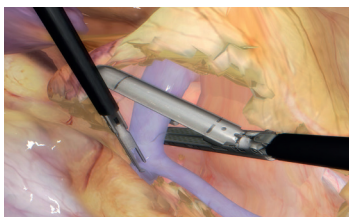
Anastomosis



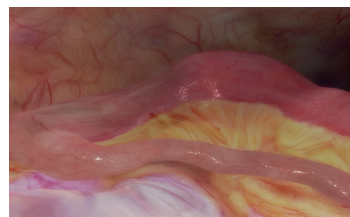
Sigmoid colon resection



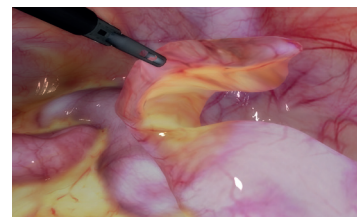
Prophylactic oophorectomy



Nephrectomy



Adhesive small bowel obstruction



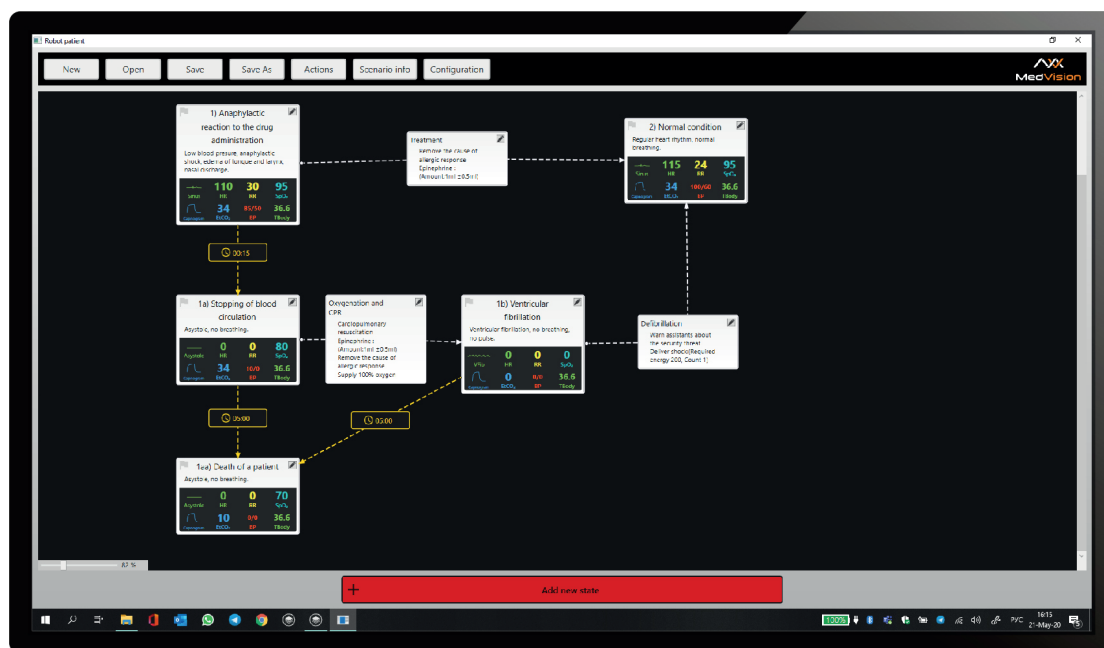
Diagnostic laparoscopy

Let the software do the work...

The software solutions behind our simulator platforms follow a simple mantra: make it easy, make it reliable and make it do whatever the instructor wants!

Our intuitive software is so easy to use, you can run this simulator on the fly and capture learning opportunities in the moment - all in a risk-free environment!

Alternatively, you can create your own scenarios to cover specific teaching points and learning objectives unique to your training programs.



Scenario Builder

Creating scenarios has never been this easy! Highly flexible in its operation, our scenario builder software allows you to create simple to more complex patient cases through its touchscreen 'drag and drop' capability.

Drop in, Slide to Sequence and Easy Adjustment of patient events and physiological parameters, make it possible to fully customize your programs for trainees to acquire the required competencies.



Instructor Tablet

Our Instructor Tablet with its quality touch screen makes navigation between windows and menus a totally seamless experience.

Of course, it has all the functionality you would expect from an instructor tablet: automated and manual scenario modes; easy selection of

patient states and themes; synchronized vital signs with the patient monitor; slider controls for nuanced changes to the patient's condition... but it's the intuitiveness of the user interface that is the real game-changer here. From 'pick-up-and-play' to running complex scenarios, it really is that simple.



Scenarios...
create your
own or run
on the fly



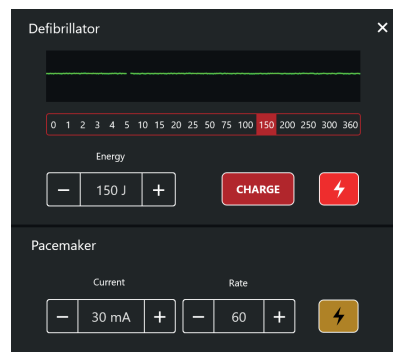
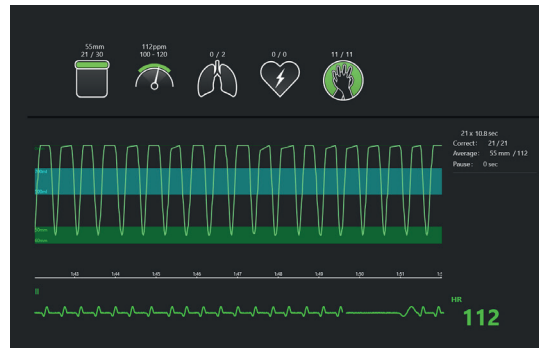
Patient Monitor

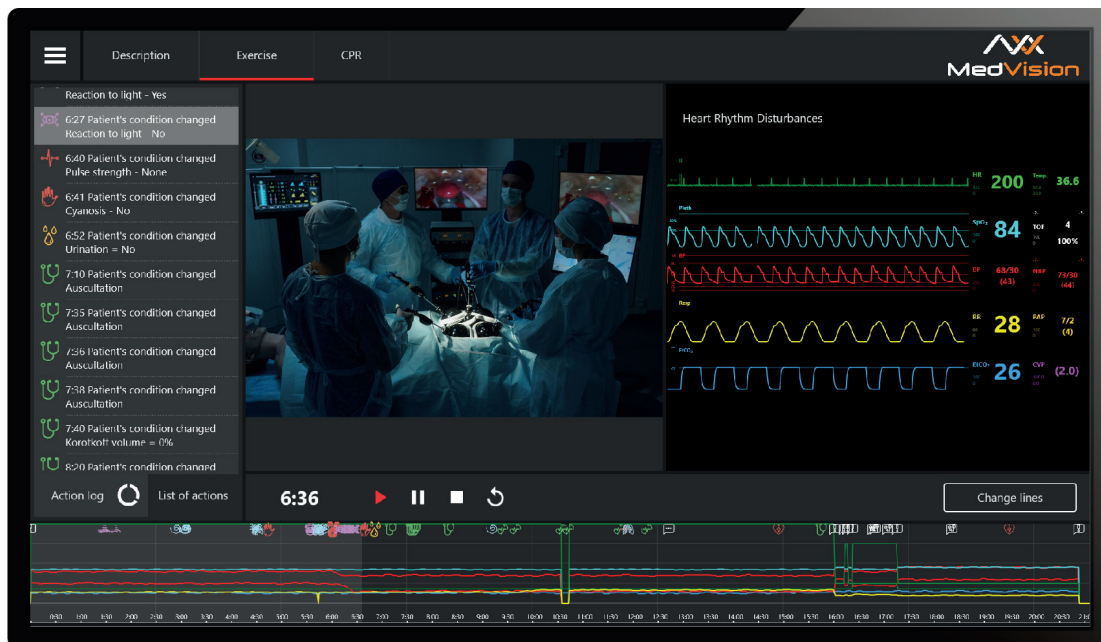
Our touchscreen patient monitor displays vital signs with a familiar look and functionality typical of its real counterparts.

It is fully customizable and the operator can simply select and display vital signs most appropriate to the patient's clinical case.

A novel feature of our patient monitor is the real-time CPR performance display, which can be employed during cardiac arrest scenarios. Feedback on the quality of CPR: rate, depth, release and ventilation supports compliance with Guidelines.

A virtual manual defibrillator is also available for cardiac arrest and cardioversion events.





Debrief Viewer

The debrief is arguably the most important element of the simulation exercise, which is why we have put careful attention to the features within our Debrief Viewer.

Our debrief software provides the instructor with unprecedented flexibility in its operation. Whether you review the session from start to finish or jump to time-stamped events, we have made it easy to find and access meaningful moments within the simulation with full patient data to ensure the best possible learning outcomes.

CPR performance metrics are also available at the touch of a button.

The integrated action log captures all trainee records and performance data.

Leonardo's Action Log captures performance data from the scenario to allow for a quality debrief and reflective learning.

Features

General

- Manikin torso with a head (full body manikin - optional)
- Laparoscopic trocars (4 pcs) + camera trocar
- Magnetic haptic feedback with true-to-life tissue resistance
- Laparoscope imitator
- Laparoscopic wireless instruments (4 pcs)
- Interactive laparoscopic stand
- Pedals for coagulation and electrical dissection
- Patient monitor is synchronized with surgeon's actions
- Virtual anesthesia machine
- Reactive pupils
- Open/half open/close eyes
- Heart, lungs and bowel sounds
- Drug recognition

Airway

- Anatomically correct CT scan-based airway
- Oral/nasal intubation
- Difficult airway
- Tongue edema (0%/50%/100%)

- Airway obstruction
- Pharyngeal obstruction
- Trismus
- Cricothyrotomy

Breathing

- Spontaneous breathing
- Bilateral and unilateral chest rise and fall
- Bilateral tension pneumothorax
- Needle decompression
- Ventilation using a real mechanical ventilator
- Hook up to a virtual anesthesia machine

Circulation

- CPR with detailed feedback
- Adjustable pulse: bilateral carotid, femoral, brachial, radial
- Defibrillation using a live defibrillator

Laparoscopic modules

- Basic skills
- Appendectomy
- Anastomosis
- Sigmoid colon resection
- Splenectomy
- Hernioplasty

- Splings oophorectomy
- Tubal ligation
- Ectopic pregnancy-salpingostomy
- Total hysterectomy
- Prophylactic oophorectomy
- Full procedure of laparoscopic chole
- Nephrectomy
- Adhesive small bowel obstruction
- Diagnostic laparoscopy

Laparoscopic instruments

- Wireless instruments can be pulled out from the ports for maximum realism
- Modelled after real instruments
- Effortless tool selection and swap
- Freeze function for all instruments if you want to train using one hand only

Others

- Scenario constructor
- Extended debriefing

Sales Enquiries:

USA



+1 (888) 584-7119



sales@medvisiongroup.com

Europe



+43 664 414 8288



sales@mse-group.co

Global



+8 (103) 682-17021



mail@medvision.jp

CIS



+7 (843) 227-40-63



sales@medvisiongroup.com