

Multifunctional Simulator ETXY/Uro

User's Guide for Technical Support



Phone: +55 (81) 3432.7702
Fax: +55 (81) 3431.6148
contato@prodelphus.com
www.prodelphus.com

pro
delphus

Overview

The simulator ETXY is classified as a R.E.S.T. Simulator (Realistic Endo Surgical Trainers) and it was designed with the purpose of offering multiple options of training.

Same body... different functions. Its body is made of fiberglass allowing an easy and practical placement of various optional artefacts:



a. General endourology: Endoscopic urology allowing: ureteroscopy with identification of anatomic structures like Verum Montanum, prostate, bladder, ureteral orifices, ureter and kidney with its own anatomical structures. Pathologies such as tumors, stones, polyps, and malformations can be chosen, surgical procedures with semi-rigid and flexible endoscopes, tumor and stone removal, laser, the use of baskets, lithotripter, double "J" stent insertion, polyp removal with scissors and resectoscope, can be performed.



b. Prostate resection



General Endourology Unit - Components

- 01 ETXY-0 - Simulator body made of fiberglass (multi functional)
- 01 ETXY-5A - Urinary system support
- 01 ETXY-5B - Urinary system (penis, bladder, ureter and kidney)



ETXY-0



ETXY-5A



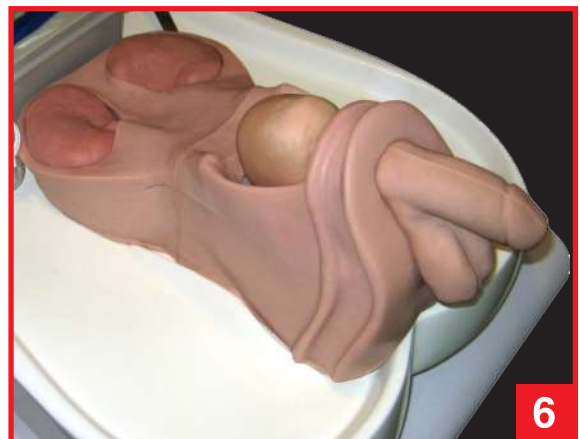
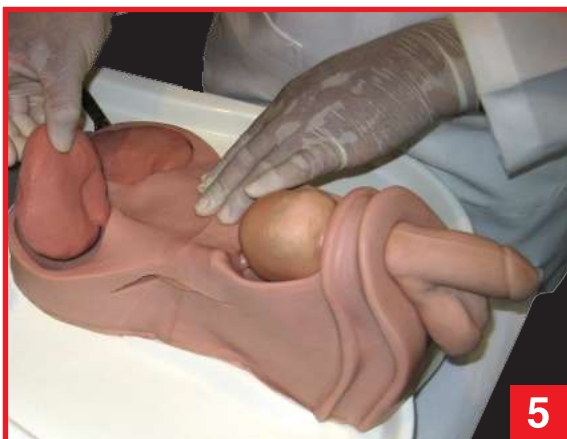
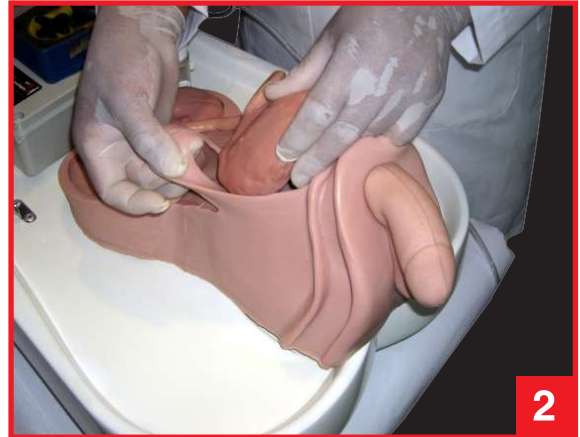
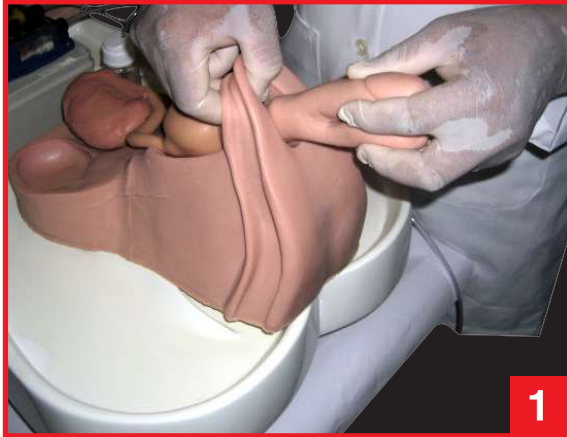
ETXY-5B



**Surgical unit and support assembled
(ETXY-5A + ETXY-5B)**

General Endourology unit - Assembling sequence

To assemble the simulator for male general endourology training, place the surgical unit (ETXY-5B) into its support (ETXY-5A), according to pictures 1 to 6.



Prostate Resection Unit - Components

- 01 ETXY-0 - Simulator body made of fiberglass
- 01 ETXY-7A - Urinary system support
- 01 ETXY-7B - Urinary system (penis, bladder)



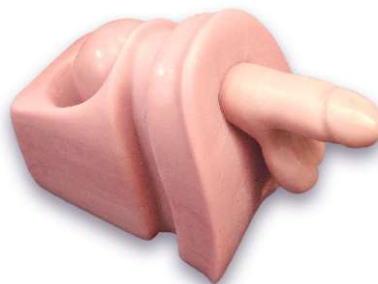
ETXY-0



ETXY-7A



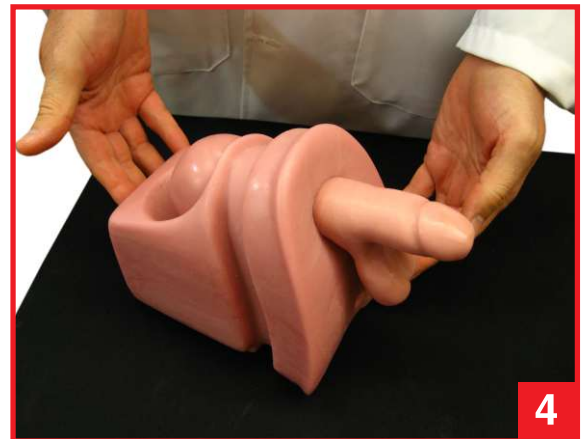
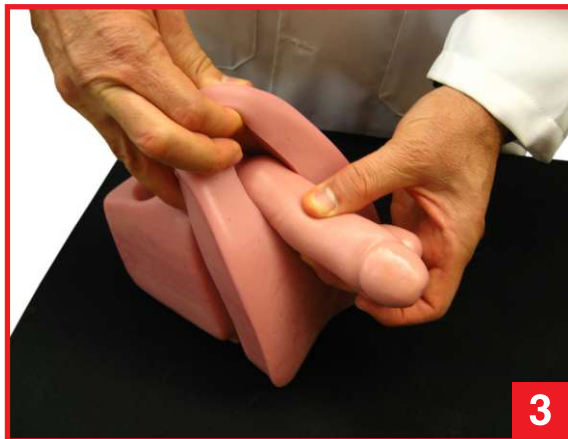
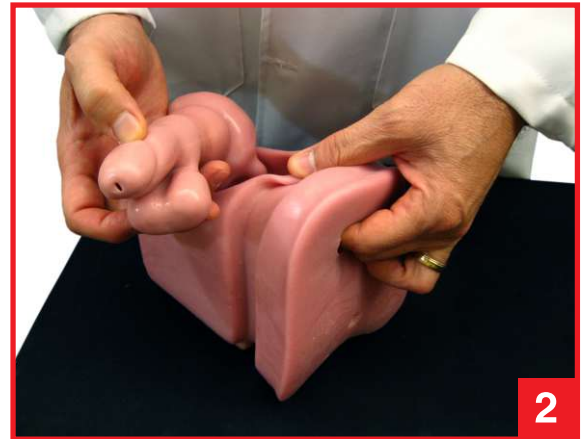
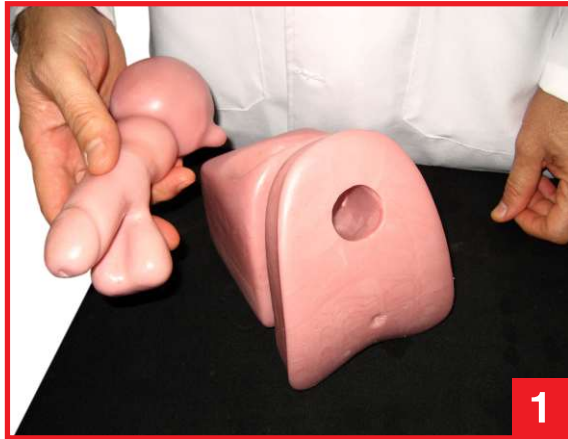
ETXY-7B



**Surgical unit and support assembled
(ETXY-7A + ETXY-7B)**

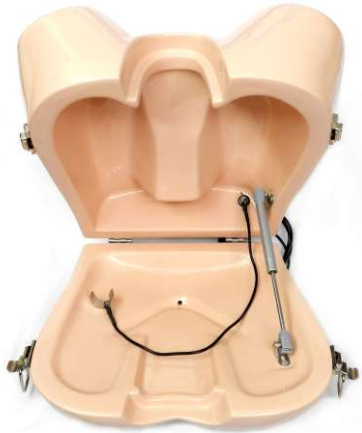
Prostate Resection Unit - Assembling Sequence

To assemble the simulator for male prostate resection training, place the surgical unit (ETXY-7B) into its support (ETXY-7A), according to pictures 1 to 4.



Spare List - Components

* Neoderma parts color may vary from a model to another.



ETXY-0

Multi functional base, made of fiberglass.



ETXY-5A

Urinary system support, made of Neoderma®.



ETXY-5B

Urinary system (penis, testicles, prostate, bladder, and proximal ureter), made of Neoderma®.



ETXY-6

Neutral electrode.



ETXY-7A

Urinary system for prostate resection, made of Neoderma®.



ETXY-7B

Urinary system for prostate resection (penis, testicles, prostate, and bladder), made of Neoderma®.