

Adam, Rouilly

SERVING MEDICAL EDUCATION WORLDWIDE

AR90 CORMAN®- ADULT NASOGASTRIC/NASOJEJUNAL FEEDING TRAINER

Product Leaflet





AR90 CORMAN®- ADULT NASOGASTRIC/NASOJEJUNAL FEEDING TRAINER




The CorMan® simulator has been designed to allow training on a variety of scenarios. The feeding tube may be **diverted** into either the **right** or **left lung**, into the **stomach** or through a dynamic pyloric sphincter into the **duodenum**. An open mouth and moveable head demonstrate **feeding tube curling** in the back of the mouth during difficult placements.

The lungs, stomach and small intestine all accept fluids, allowing for aspiration and administering feed or medication.

Developed in collaboration with clinical experts the simulator has been designed to enhance training and proficiency in nasogastric and nasojejunal feed tube and gastrostomy device placement and management in **adults**.

Features

-  Easy to use, minimal maintenance
-  Accurate internal anatomy
-  Divided nasal septum allows for use of nasal bridles
-  Moveable head and visible tube curling
-  Tracheal/oesophagus feed tube diversion
-  Left and right lung entry
-  Stomach unit with gastrostomy opening
-  Dynamic pyloric sphincter and duodenum
-  Upright or supine use
-  Transparent anatomy to aid understanding. Removable skin enhances blind training.



AR90 CorMan®

 Scan the QR code to access the product video
<https://youtu.be/pa5wDZuCRHE>



Skills

- Measurement, placement and securement of nasogastric and nasojejunal tubes
- Insertion of gastrostomy device
- Tube misplacement into left or right lung
- Measuring pH (acidity/alkalinity) of stomach aspirate
- Enteral feeding via nasogastric, nasojejunal or gastrostomy devices
- Administration of liquid based medicines

Includes

- Silicone lubricant
- Instruction manual
- Rigid carrying case with wheels

Replacement Part

S90/9 STOMACH & SMALL BOWEL

Size 10 Fr Nasogastric , Size 12 Fr Ryles and Size 16 Fr Gastrostomy devices should be used with this model



Insertion of nasogastric/nasojejunal tubes



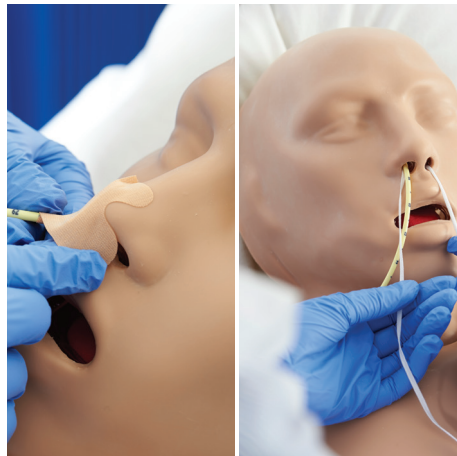
Nasogastric procedures (shown with skin in place)



Feed tube placement in stomach or small bowel



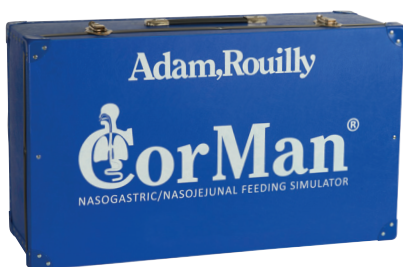
Misplacement of feeding tube in lungs



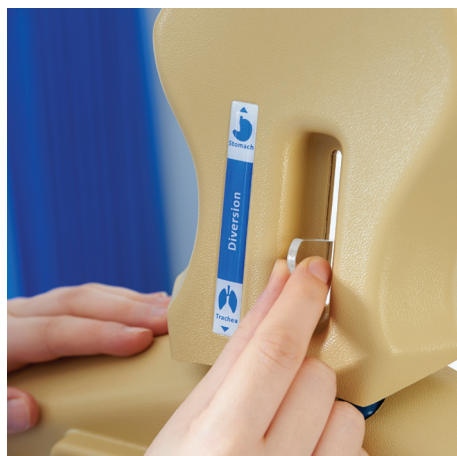
Use of adhesive dressings and nasal bridges (shown with skin in place)



Gastrostomy device placement



Rigid carrying case with wheels



Setting of tube diversion



Easy drainage



2 Year Guarantee

All products manufactured by Adam,Rouilly are covered by our full 2 Year Guarantee. This guarantee applies to models which have been used correctly and covers durability and functionality.



Adam,Rouilly

As part of our policy of continual product development, the specification of products may alter without prior notice.

Adam,Rouilly has over 100 year's experience in providing quality medical models and simulators.

Should you require any further information please contact our Sales Department who will be pleased to help with your enquiry.

Adam,Rouilly Limited
Castle Road
Eurolink Business Park
Sittingbourne
Kent
United Kingdom
ME10 3AG

T: +44(0)1795 471378
F: +44(0)1795 479787
E: sales@adam-rouilly.co.uk
www.adam-rouilly.co.uk