

# Adam, Rouilly

SERVING MEDICAL EDUCATION WORLDWIDE

**MATERNITY, MIDWIFERY & OBSTETRICS**

Product Leaflet



## AR50S OBSTETRIC PHANTOM WITH FETAL DOLL AR50S-B OBSTETRIC PHANTOM WITH FETAL DOLL, BLACK

### Features



Based on a female pelvis, this life size model features all the relevant landmarks



The vulva will stretch during the delivery procedure, and afterwards will return to its original form



Simple to set up and use



Highly durable



Scan the QR code to access the product video  
<https://youtu.be/8GV3JY4B1dU>



### Skills

- The fetal doll can be placed in the model in various positions, to enable the student to practise palpation through the abdominal wall
- Different birth positions can be demonstrated
- Includes fetal doll **AR75**

### Includes

- **AR50S/AR50S-B OBSTETRIC PHANTOM**
- **AR75/AR75S-B FETAL DOLL**
- Lubricant
- Instruction manual

### Optional extras

**AR74 FETAL DOLL, WHITE**

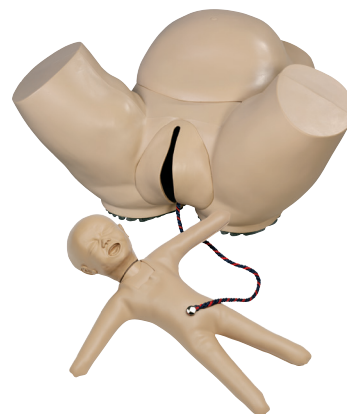
**AR74-B FETAL DOLL, BLACK**

**AR51 FETAL DOLL, WHITE**

**AR51-B FETAL DOLL, BLACK**



Obstetric Phantom used as part of the Liverpool School of Tropical Medicine Making it Happen (MiH) Programme, which aims to reduce maternal and newborn mortality ([www.mnhu.org](http://www.mnhu.org)). Shown here in use in Pakistan. Image courtesy of Kristian Godfrey.



AR50S Obstetric Phantom With Fetal Doll, White



AR50S-B Obstetric Phantom With Fetal Doll, Black

## FETAL DOLLS

Our range of fetal dolls available with a variety of features may be used on their own or with **AR50S/AR50S-B OBSTETRIC PHANTOM** as well as the **AR35 PLASTIC FEMALE PELVIS**

### AR75 FETAL DOLL AR75-B FETAL DOLL, BLACK

#### Features

- Unique head joint allows head to flex and rotate
- PVC body
- Detachable cord and placenta
- Representation of fontanelle



AR75

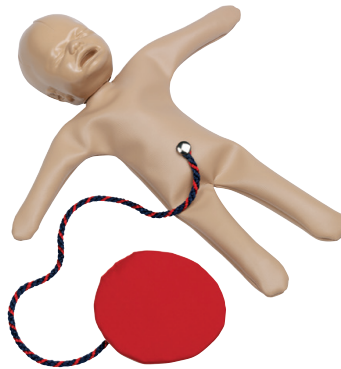


AR75-B

### AR74 FETAL DOLL AR74-B FETAL DOLL, BLACK

#### Features

- PVC head and body for greater flexibility
- Detachable cord and placenta
- Representation of fontanelle
- Weighted for greater flexibility and realism



AR74



AR74-B

### AR51 FETAL DOLL AR51-B FETAL DOLL, BLACK

#### Features

- PVC head
- Flexible suedette body
- Detachable cord and placenta
- Representation of fontanelle



AR51











AR51-B



**AR57 OBSTETRIC PHANTOM SET, WHITE**  
**AR57-B OBSTETRIC PHANTOM SET, BLACK**

**Features**

-  Based on a female pelvis, this life size model features all the relevant landmarks
-  The vulva will stretch during the delivery procedure, and afterwards will return to its original form
-  Simple to set up and use
-  Highly durable
-  **AR55** Fetal doll with four interchangeable heads to demonstrate different fetal head presentations
-  **AR75** Fetal doll with unique head joint which allows head to flex and rotate
-  **AR35** Female pelvis to aid visual understanding of different delivery presentations
-  **Scan the QR code to access the product video**  
<https://youtu.be/8GV3JY4B1dU>



**Skills**

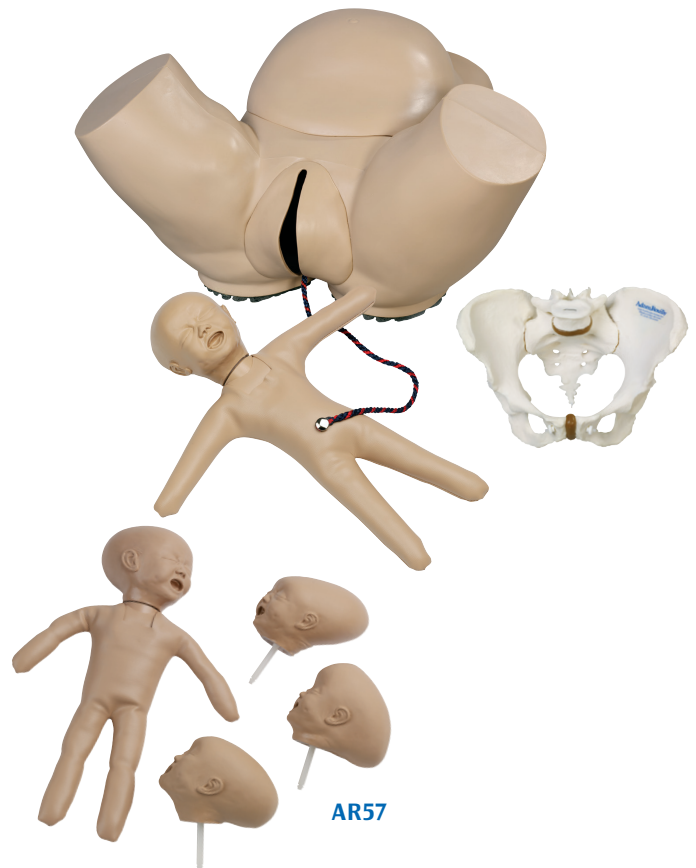
- Our most popular set for delivery practice
- The fetal doll can be placed in the model in various positions, to enable the student to practise palpation through the abdominal wall
- Different birth positions can be demonstrated

**Includes**

- **AR50S/AR50S-B OBSTETRIC PHANTOM**
- **AR75/AR75S-B FETAL DOLL**
- **AR55/AR55-B FETAL DOLL WITH FOUR INTERCHANGEABLE HEADS (see page 48)**
- **AR35 FEMALE PELVIS**
- Lubricant
- Instruction manual

**Optional extras**

- AR74 FETAL DOLL, WHITE**
- AR74-B FETAL DOLL, BLACK**
- AR51 FETAL DOLL, WHITE**
- AR51-B FETAL DOLL, BLACK**



## AR55 FETAL DOLL WITH FOUR INTERCHANGEABLE HEADS, WHITE AR55-B FETAL DOLL WITH FOUR INTERCHANGEABLE HEADS, BLACK

### Features



Realistic doll may be used on its own or with our **AR50S OBSTETRIC PHANTOM** or **AR35 FEMALE PELVIS**



Each head has an easy 'click-in' attachment to the doll, which allows 90 degree left and right rotation of the head

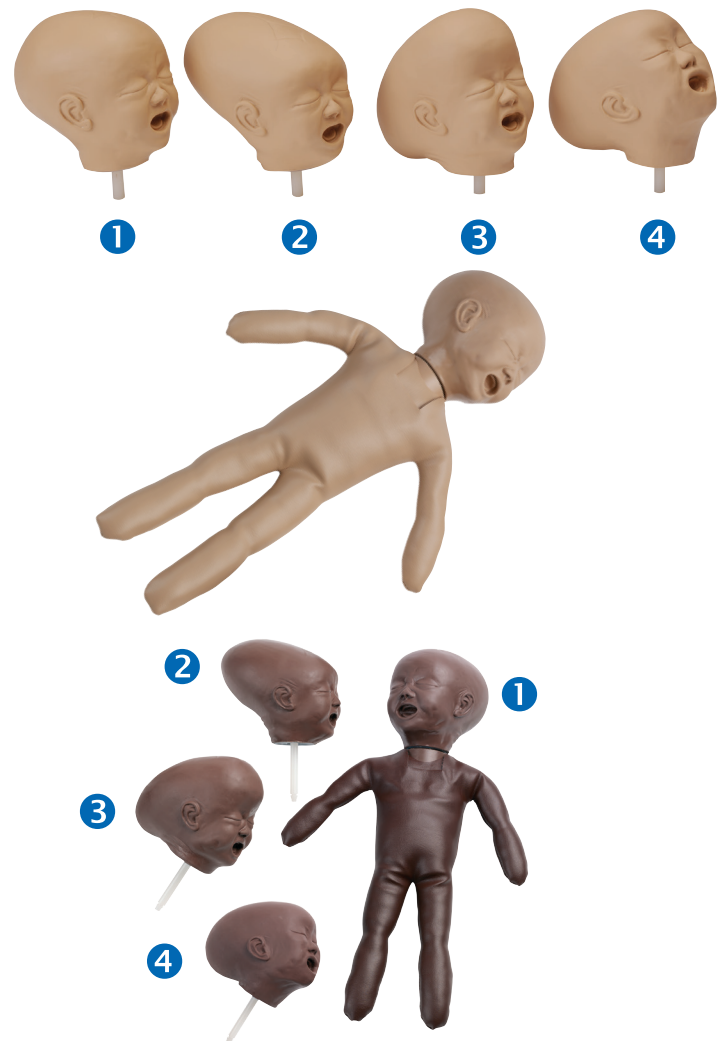


Four included heads demonstrate different fetal head presentations:

- 1 Occipito-posterior
- 2 Occipito-anterior
- 3 Brow
- 4 Face



Scan the QR code to access the product video  
<https://youtu.be/8GV3JY4B1DU>



## AR35 FEMALE PELVIS

### Features

- Cast from life in high quality plastic
- Based on a European natural bone pelvis
- Can be used in conjunction with all our **FETAL DOLLS** to aid visual understanding of different delivery presentations
- With fifth lumbar vertebra
- Flexible coccyx



## AR312 EPISIOTOMY SUTURING/PERINEAL REPAIR TRAINER

### Features



Accurate, life size anatomy with all relevant landmarks



Improved material gives highly realistic feedback during suturing



Open rectum for digital assessment and verification that the bowel has not been sutured



Suited to deep muscle, subcutaneous and superficial suturing techniques



Reinforced layer allows for repeated procedures to be performed

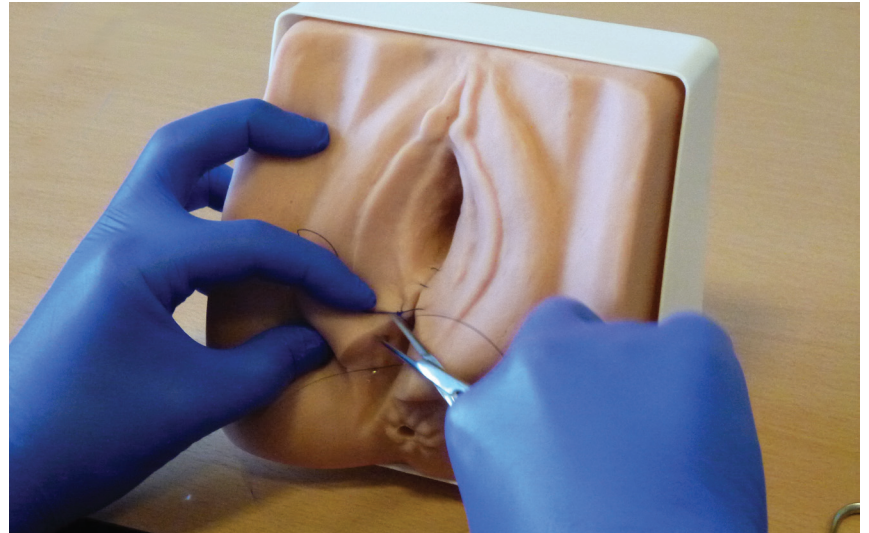


Suction feet for easy, stable securement to work surface

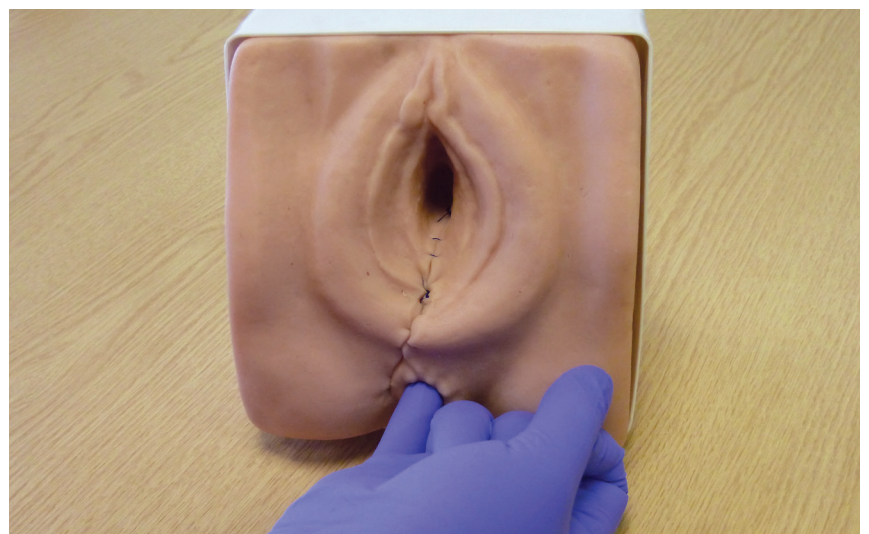


### Skills

- Repair of a right mediolateral incision
- Handling and knot tying



Suited to a range of suturing techniques



Digital rectal examination to verify bowel has not been stitched

## AR60 AMNIO ABBY® - ULTRASOUND GUIDED INVASIVE PROCEDURES SIMULATOR

- Our **Amnio Abby®** simulator has been designed to enhance training in **ultrasound guided amniocentesis** and **chorionic villus sampling (CVS)**.
- The model offers a highly realistic sonographic image 15 week size fetus with umbilical cord insertion with variable amniotic fluid volume allowing for training to be tailored for easy or difficult procedures
- See our website for more information



Scan the QR code to access the product video  
<https://youtu.be/Nu7pSbOuloM>



## AR58 DESPERATE DEBRA® - IMPACTED FETAL HEAD SIMULATOR

- Our **Desperate Debra®** simulator has been designed to facilitate the training and implementation of correct clinical procedures when confronted with impaction of the fetal head - a serious and potentially life threatening event
- Vaginal examination in advanced labour
- Identification of fetal head position with palpable fontanelles, variable degrees of flexion and asynclitism
- Successful delivery of an impacted fetal head at caesarean section with adjustable degrees of difficulty
- See our website for more information



Scan the QR code to access the product video  
<https://youtu.be/whifKQkeBfu>





## 2 Year Guarantee

All products manufactured by Adam,Rouilly are covered by our full 2 Year Guarantee. This guarantee applies to models which have been used correctly and covers durability and functionality.



# Adam,Rouilly

As part of our policy of continual product development, the specification of products may alter without prior notice.

Adam,Rouilly has over 100 year's experience in providing quality medical models and simulators.

Should you require any further information please contact our Sales Department who will be pleased to help with your enquiry.

Adam,Rouilly Limited  
Castle Road  
Eurolink Business Park  
Sittingbourne  
Kent  
United Kingdom  
ME10 3AG

T: +44(0)1795 471378  
F: +44(0)1795 479787  
E: [sales@adam-rouilly.co.uk](mailto:sales@adam-rouilly.co.uk)  
[www.adam-rouilly.co.uk](http://www.adam-rouilly.co.uk)