

# Adam, Rouilly

SERVING MEDICAL EDUCATION WORLDWIDE

## AR403/AR403-B DIGITAL EYE EXAMINATION/RETINOPATHY TRAINER

Product Leaflet



**AR403 DIGITAL EYE EXAMINATION/RETINOPATHY TRAINER, WHITE**  
**AR403-B DIGITAL EYE EXAMINATION/RETINOPATHY TRAINER, BLACK**



Adam,Rouilly's already successful AR303 Eye Retinopathy Trainer has been completely redesigned to use the latest in **high resolution digital screen technology** - enhancing realism and the training experience.

Our new **AR403 DIGITAL EYE RETINOPATHY TRAINER** includes **36 diabetic, common and less common retinal conditions** to offer

excellent 'hands-on' experience in examination of the eyes and the use of an ophthalmoscope.

The trainer is also available as an **educational set** together with our **AR402 DIGITAL EAR EXAMINATION TRAINER** – please see the **AR405 DIGITAL EYE AND EAR EXAMINATION TRAINER SET** on page 38.









AR403 Digital Eye Examination/Retinopathy Trainer, White



AR403-B Digital Eye Examination/Retinopathy Trainer, Black

### Features

-  Simple to set up and use
-  High resolution digital display
-  Easy to use, individual digital control for each eye
-  Examination cover to hide displays of condition numbers
-  Battery or worldwide mains power compatible
-  Sleep mode to conserve power

 Scan the QR code to access the product video <https://youtu.be/OLITdONB9b4>



## Conditions and Diseases of the Retina

### Diabetic Retinopathy (According to National Screening Programmes England, Europe and WHO)

1. Background Diabetic Retinopathy
2. Maculopathy
3. Pre-Proliferative Diabetic Retinopathy
4. Proliferative Diabetic Retinopathy
5. New Vessels Disc
6. Laser
7. Photocoagulation
8. Ungradable

### Important and Common Retinal Conditions

9. Normal
10. Glaucoma
11. Papilloedema
12. Optic Atrophy
13. Age-related Macular Degeneration (Dry)
14. Hypertensive Retinopathy
15. Central Retinal Vein Occlusion
16. Central Retinal Artery Occlusion
17. Drusen
18. Retinitis Pigmentosa
19. Myelinated Nerve Fibres
20. High Myopia
21. Branch Retinal Vein Occlusion

### Important and Less Common Retinal Conditions

22. Pre-Retinal Vein Occlusion
23. Multiple Retinal Haemorrhages
24. Retinal Detachment
25. Angioid Streaks
26. Benign Disc Neavus
27. Malignant Melanoma
28. Macular Hamorrhage
29. Choroidal Naevus
30. Macular Scar (Toxoplasma)
31. Cytomegalovirus Retinitis
32. Lipaemia Retinalis
33. Medusa Head
34. Myopic Crescent - Normal Choroidal Vessels
35. Sub Hyaloid Haemorrhage Resolving
36. Macular Burn

### Includes

- Instruction manual describing details of each condition
- Low voltage mains adaptor with worldwide plug fixings
- Rigid carrying case

### Optional Extra

**ARRO0002 OPHTHALMOSCOPE**



Simple digital control for both left and right eyes



Cover to hide condition LED indicators under examination conditions



Worldwide mains power

Battery Power (batteries not included)

TWO MODEL  
EDUCATIONAL  
SET



## Also Available

**AR405 DIGITAL EYE AND EAR EXAMINATION TRAINER SET, WHITE**  
**AR405-B DIGITAL EYE AND EAR EXAMINATION TRAINER SET, BLACK**

Adam,Rouilly's **AR402 DIGITAL EAR EXAMINATION TRAINER** and **AR403 DIGITAL EYE RETINOPATHY TRAINER** are now available together in an educational set ideal for any clinical skills setting.

The **AR402 DIGITAL EAR EXAMINATION TRAINER** features 48 ear conditions and the **AR403 DIGITAL EYE RETINOPATHY TRAINER** features 36 eye conditions totalling 84 ear and eye conditions that form the ideal basis for both introductory and advanced ear and eye examination, as well as training in ophthalmoscope and otoscope use.

Both models feature high resolution displays on which each condition is represented, as well as life-size proportions and realistic features to greatly enhance any training scenario.

Please contact us on the details below for more information.

## 2 Year Guarantee

All products manufactured by Adam,Rouilly are covered by our full 2 Year Guarantee.

This guarantee applies to models which have been used correctly and covers durability and functionality.

# Adam,Rouilly

As part of our policy of continual product development, the specification of products may alter without prior notice.

Adam,Rouilly has over 100 year's experience in providing quality medical models and simulators.

Should you require any further information please contact our Sales Department who will be pleased to help with your enquiry.

Adam,Rouilly Limited  
Castle Road  
Eurolink Business Park  
Sittingbourne  
Kent  
United Kingdom  
ME10 3AG

T: +44(0)1795 471378  
F: +44(0)1795 479787  
E: [sales@adam-rouilly.co.uk](mailto:sales@adam-rouilly.co.uk)  
[www.adam-rouilly.co.uk](http://www.adam-rouilly.co.uk)

©Copyright 2021

NBY L4

