

RISCO



iWAVETM
Wireless
PIR & PIR Pet
Detectors

PIR 868/433MHz
Model: RWX95

PIR Pet 868/433MHz
Model: RWX95P

EN IT ES FR PR NL SE

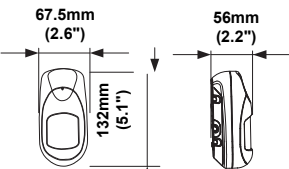


PIR/Pet: 10 μ A standby




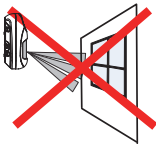

868.65MHz / 433.92MHz

0-255 min.

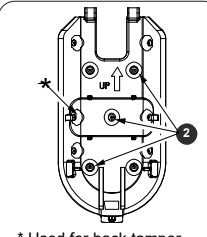
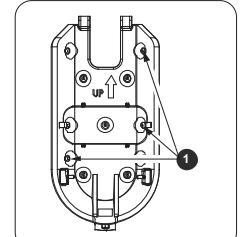
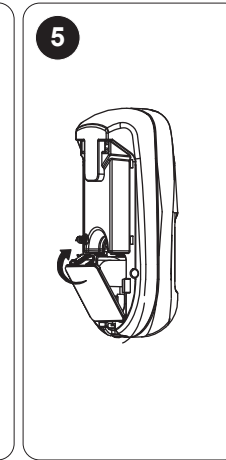
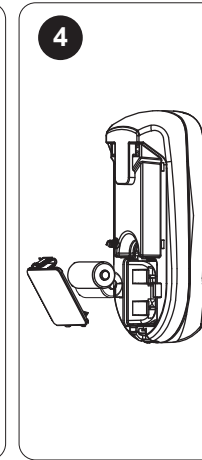
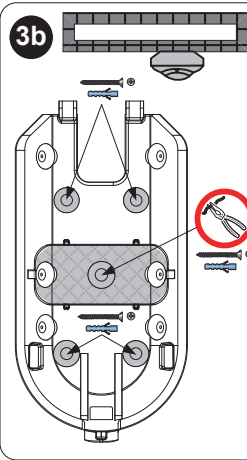
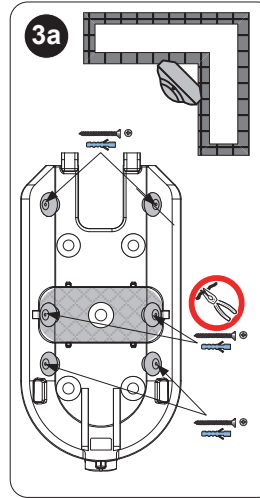
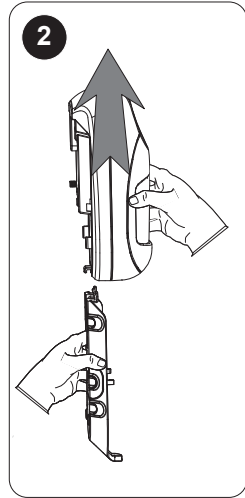
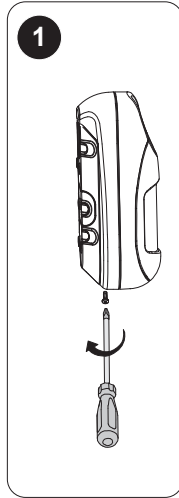
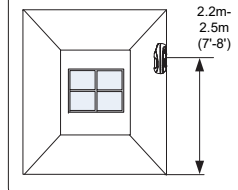
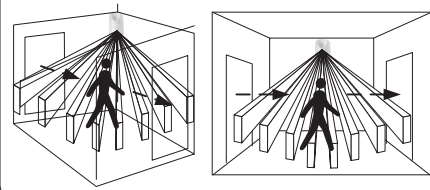
CR 123, 3V Lithium
= 3 Y Typical
Power Output: 10mW



-10°C > 55°C
(14°F > 131°F)



≤ 36kg (80lb)



Back Cover Knockouts
1 Corner mounting knockouts
2 Wall mounting knockouts

* Used for back tamper

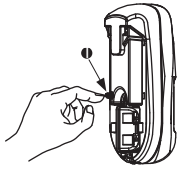
6

EN Registering the Detector into the system

The iWave must identify itself to the system receiver. This can be done by typing the 11 digit serial number of the detector into the system or using RF mode. To register the detectors using the serial number refer to the system installation manual.

Enrolling using RF communication

1. Set the receiver to Learn mode.
2. Insert the batteries and press the tamper switch for at least 3 seconds. The iWAVE will send a WRITE message. A successful learning will be indicated by:
 - (A) The system will sound a confirmation message and indicate the detector allocation in the system.
 - (B) The iWAVE will blink.



IT Registrare il rilevatore nel sistema

iWave deve essere identificato dal ricevitore del sistema. Per farlo, inserire il numero di serie a 11 cifre del rilevatore nel sistema o utilizzare la modalità RF. Per registrare il rilevatore utilizzando il numero di serie, fare riferimento al manuale di installazione.

Acquisizione tramite comunicazione RF

1. Impostare il ricevitore in modalità di apprendimento.
2. Inserire le batterie e premere l'interruttore tamper per almeno 3 secondi. iWAVE invierà un messaggio WRITE se l'apprendimento è riuscito:
 - (A) Il sistema emetterà un segnale acustico con messaggio di conferma indicando l'allocazione del rilevatore nel sistema.
 - (B) iWAVE lampeggia.

ES Registro del detector en el sistema

El iWave debe identificarse en el receptor del sistema. Esto puede hacerse escribiendo en el sistema el número de serie de 11 dígitos del detector, o bien usando el modo RF (Radio Frecuencia). Para registrar el detector usando el número de serie, consulte el manual de instalación.

Alta del detector usando la comunicación RF

1. Ponga al receptor en modo Aprendizaje.
2. Inserte las pilas y pulse el interruptor del tamper durante al menos 3 segundos. El iWAVE enviará un mensaje de Escritura. Si se ha dado de alta correctamente:
 - (A) El sistema emitirá un mensaje de confirmación e indicará la asignación de detector en el sistema.
 - (B) El iWAVE parpadeará.

FR Enregistrement du détecteur dans le système

Le modèle iWave doit être identifié par le système récepteur. Ceci peut être fait en entrant les 11 chiffres du numéro de série du détecteur dans le système ou en employant le mode RF. Pour enregistrer le détecteur en utilisant le numéro de série, consultez le manuel d'installation.

Utilisation de la communication RF pour l'inscription

1. Réglez le récepteur en mode d'apprentissage.
2. Insérez les batteries et appuyez sur le commutateur du dispositif anti-sabotage durant au moins 3 secondes. Le iWAVE enverra un message ECRIT. Le succès de l'apprentissage sera indiqué par:
 - (A) Le système fera retentir un message de confirmation et indiquera l'inscription du détecteur dans le système.
 - (B) Le iWAVE clignotera.

PR Registrando o detector no sistema

O iWave deve identificar-se ao receptor do sistema. Isto pode ser executado ao digitar o número de série de 11 dígitos do detector no sistema ou utilizando o modo de rádio frequência. Para registrar o detector utilizando o número de série, consulte o manual de instalação do sistema.

Inscrição através de comunicação de rádio frequência

1. Configure o receptor para o modo "Learn".
2. Introduza as pilhas e pressione o interruptor do tamper por pelo menos 3 segundos. O iWAVE enviará uma mensagem WRITE. Um aprendizado bem sucedido será indicado por:
 - (A) O sistema enviará o som de uma mensagem de confirmação, e indicará a atribuição do detector no sistema.
 - (B) O iWAVE irá piscar.

NL De detector in het systeem registreren

De iWave moet zichzelf bij de systeemontvanger identificeren. Dit kan worden gedaan door het digitale serienummer 11 van de detector in het systeem of met RF-modus te typen. Om de detectors met het serienummer te registreren, moet u de installatiehandleiding van het systeem raadplegen.

Met RF-communicatie registreren:

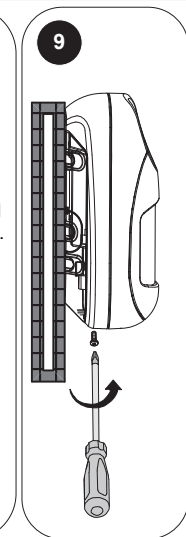
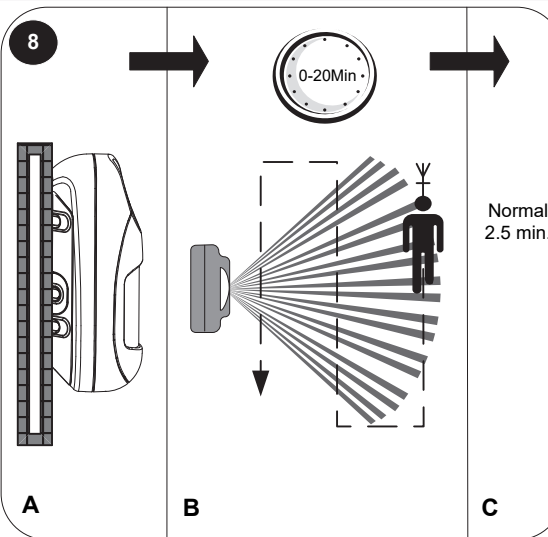
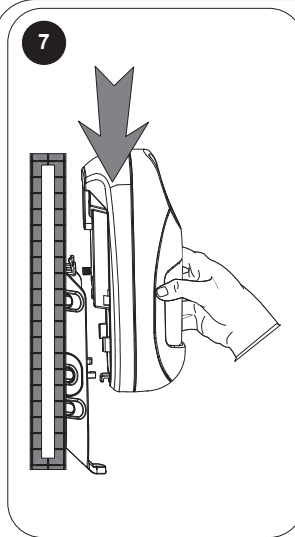
1. Stel de ontvanger in op de modus Leren
2. Plaats de accu's en druk op gedurende minstens 3 seconden op de sabotageschakelaar. De iWAVE verzendt een bericht SCHRIJVEN. Een succesvol leerproces wordt door het volgende aangegeven:
 - (A) Het systeem laat een bevestigingsbericht horen en geeft in het systeem de detectortoewijzing aan.
 - (B) De iWAVE knippert.

SE Programmering av detektorn

Detektorn iWave måste identifiera sig för systemets mottagare innan den kan användas. Detta kan göras genom att enhetens 11-siffriga serienummer skrivs in eller genom att läsa in enheten via radio. För att skriva in detektorns serienummer, var vänlig se instruktioner i systemets Installationsmanual.

Lär in detektorn via radio

1. Ställ mottagaren (centralapparaten) i Inlärningsläge.
2. Sätt i detektorns batterier och håll sabotagekontakten intryckt i minst tre (3) sekunder. iWAVE kommer då att sända ett SKRIV-meddelande. Lyckad inläsning bekräftas med:
 - (A) Ett talmeddelande som bekräftar att meddelandet tagits emot och som informerar att detektorn tilldelats till systemet.
 - (B) Lysdioden i iWAVE kommer att blinka.



EN Parameters set by the system:

Parameters	Option
Sensitivity	Low / High
Operation	Normal (2.5 min)* / Walk Test (0)
Supervision	0-255 min (58 min)**
LED	Off / On*
Compliance	EN50131-1, EN50131-2-2 Grade 2 Class II EN50130-5 Environmental Class II EN50131-6: Type C EN50131-5-3 Grade 2

Note: INCERT Compliance when PIR Sensitivity is in High sensitivity setting.

For more information refer to the Installer Guide.

FR Paramètres configurés:

Paramètres	Option
Sensibilité	Faible/Elevé
Operation	Normal (2,5 min)* / Test de marche (0)
Surveillance	0-255 min (58 min)**
LED	Off / On*
Compliance	EN50131-1, RTC EN50131-2-2, EN50131-2-2 Grade 2 Class II EN50130-5 Environmental Class II Indice de Protection (IP): IP31 IK 04 EN50131-6: Type C Batterie Basée 2,6V Consommation électrique: 34 mA max. EN50131-5-3 Grade 2

* = Factory Default

** = For EN50131, NFA2P, INCERT 20 min.

Organismes de Certification: AFNOR CERTIFICATION: 11 rue Francis de Pressensé 93571 LA PLAINE SAINT-DENIS Cedex, http://marque-nf.com CNPP Cert.: CS22265, 27950 ST MARCEL, http://www.cnpp.com
Numéro de certificat pour : RWX95: 262200015
Numéro de certificat pour : RWX95P: 262200015
 Ce produit répond aux exigences du référentiel de certification NF324-H58 pour la classification 2 boucliers, et de la RTC 50131-2-2

Pour plus d'informations, consultez le manuel d'installation.

SE Parametrar som faststälts av system:

Parametrar	Option
PIR-känslighet	Hög / Låg*
Operation	Normal (2,5 min)* / Gångtest (0)
Övervakningstid	0 - 255 minuter (58 min)**
Lysdiöd	På* / Av

För mer information hänvisas till Installationsmanual.

IT Parametri impostati dalla centrale:

Parametri	Opzione
Sensibilità	Bassa* / Alta
Modo operativo	Normale (2,5 min)* / Test Sensore (0)
Supervisione	0-255 min (58 min)**
LED	Off / On*

Per maggiori informazioni vedere la guida di installazione.

PR Parâmetros do seteo:

Parâmetros	Opção
Sensibilidade	Baixa* / Alta
Operação	Normal (2,5 min)* / Teste de Caminhada (0)
Supervisão	0-255 min (58 min)**
LED	Desativado / Ativado*

Para mais informações, consulte o guia de instalação do sistema.

ES Parámetros configurados:

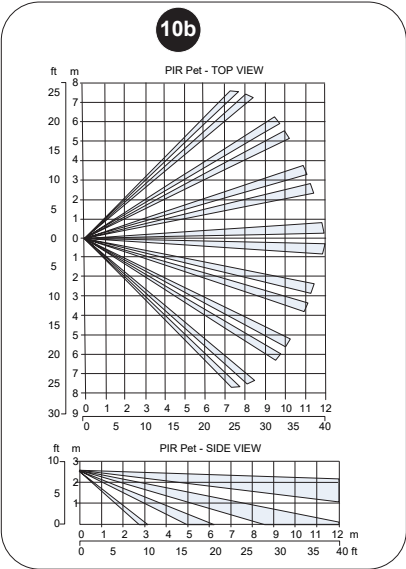
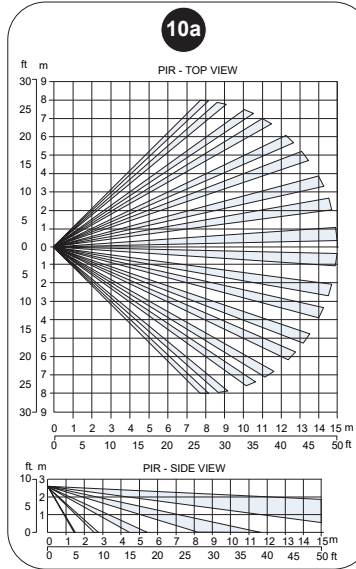
Parámetros	Opción
Sensibilidad	Baja* / Alta
Funcionamiento	Normal (2,5 min)* / Test de Paseo (0)
Supervisión	0-255 min (58 min)**
LED	Apagado / Encendido*

Para más información, consulte el manual de instalación.

NL Geprogrammeerde parameters:

Geprogrammeerde	Optie
Gevoeligheid	Hoog / Laag*
Bedrijfsmodus	Normaal (2,5 min)* / Looptest (0)
Controletijd	0-255 min (58 min)**
LED	Uit / Aan*

Raadpleeg de systeeminstallatiehandleiding voor meer informatie.



Standard Limited Product Warranty ("Limited Warranty")

RISCO Ltd. ("RISCO") guarantee RISCO's hardware products ("Products") to be free from defects in materials and workmanship when used and stored under normal conditions and in accordance with the instructions for use supplied by RISCO, for a period of (i) 24 months from the date of delivery of the Product (the "Warranty Period"). This Limited Warranty covers the Product only within the country where the Product was originally purchased and only covers Products purchased as new.

Contact with customers only. This Limited Warranty is solely for the benefit of customers who purchased the Products directly from RISCO or from an authorized distributor of RISCO. RISCO does not warrant the Product to consumers and nothing in this Warranty obligates RISCO to accept Product returns directly from end users who purchased the Products for their own use from RISCO's customer or from any installer of RISCO, or otherwise provide warranty or other services to any such end user directly. RISCO's authorized distributor or installer shall handle all interactions with its end users in connection with this Limited Warranty. RISCO's authorized distributor or installer shall make no warranties, representations, guarantees or statements to its end users or other third parties that suggest that RISCO has any warranty or service obligation to, or any contractual privity with, any recipient of a Product.

Remedies. In the event that a material defect in a Product is discovered and reported to RISCO during the Warranty Period, RISCO shall accept return of the defective Product in accordance with the below RMA procedure and, at its option, either (i) repair or have repaired the defective Product, or (ii) provide a replacement product to the customer.

Return Material Authorization. In the event that you need to return your Product for repair or replacement, RISCO will provide you with a Return Merchandise Authorization Number (RMA#) as well as return instructions. Do not return your Product without prior approval from RISCO. Any Product returned without a valid, unique RMA# will be refused and returned to the sender at the sender's expense. The returned Product must be accompanied with a detailed description of the defect discovered ("Defect Description") and must otherwise follow RISCO's then-current RMA procedure published in RISCO's website at www.riscogroup.com in connection with any such return. If RISCO determines in its reasonable discretion that any Product returned by customer conforms to the applicable warranty ("Non-Defective Product"), RISCO will notify the customer of such determination and will return the applicable Product to customer at customer's expense. In addition, RISCO may propose and assess customer a charge for testing and examination of Non-Defective Product.

Entire Liability. The repair or replacement of Products in accordance with this Limited Warranty shall be RISCO's entire liability and customer's sole and exclusive remedy in case a material defect in a Product is discovered and reported as required herein. RISCO's obligation and this Limited Warranty are contingent upon the full payment by customer for such Product and upon a proven weekly testing and examination of the Product functionality.

Limitations. This Limited Warranty is the only warranty made by RISCO with respect to the Products. The warranty is not transferable to any third party. To the maximum extent permitted by applicable law, this Limited Warranty shall not apply and will be void if: (i) the conditions set forth above are not met (including, but not limited to, full payment by customer for the Product and a proven weekly testing and examination of the Product functionality); (ii) if the Products or any part or component thereof: (a) have been subjected to improper operation or installation; (b) have been subject to neglect, abuse, willful damage, abnormal working conditions, failure to follow RISCO's instructions (whether oral or in writing); (c) have been misused, altered, modified or repaired without RISCO's written approval or combined with, or installed on products, or equipment of the customer or of any third party; (d) have been damaged by any factor beyond RISCO's reasonable control such as, but not limited to, power failure, electric power surges, or unsuitable third party components and the interaction of software therewith or (e) any failure or delay in the performance of the Product attributable to any means of communication provided by any third party service provider, including, but not limited to, GSM interruptions, lack of or internet outage and/or telephony failure. BATTERIES ARE EXPLICITLY EXCLUDED FROM THE WARRANTY AND RISCO SHALL NOT BE HELD RESPONSIBLE OR LIABLE IN RELATION THERETO, AND THE ONLY WARRANTY APPLICABLE THERETO, IF ANY, IS THE BATTERY MANUFACTURER'S WARRANTY. RISCO does not install or integrate the Product in the end user's security system and is therefore not responsible for and cannot guarantee the performance of the end user's security system which uses the Product or which the Product is a component of.

This Limited Warranty applies only to Products manufactured by or for RISCO. Further, this Limited Warranty does not apply to any software (including operating system) added to or provided with the Products or any third-party software, even if packaged or sold with the RISCO Product. Manufacturers, suppliers, or other parties other than RISCO may provide their own warranties, but RISCO, to the extent permitted by law and except as otherwise specifically set forth herein, provides its Products "AS IS". Software and applications distributed or made available by RISCO in conjunction with the Product (with or without the RISCO brand), including, but not limited to system software, as well as P2P services or any other services made available by RISCO in relation to the Product, are not covered under this Limited Warranty. Refer to the Terms of Service at: <https://riscogroup.com/ELAS/WebUI/User-Login/License> for details of your rights and obligations with respect to the use of such applications, software or any service. RISCO does not represent that the Product may not be compromised or circumvented, that the Product will prevent any personal injury or property loss by burglary, robbery, fire or otherwise, or that the Product will in all cases provide adequate warning or protection. A properly installed and maintained alarm may only reduce the risk of a burglary, robbery or fire without warning, but it is not insurance or a guarantee that such will not occur or will not cause or lead to personal injury or property loss. CONSEQUENTLY, RISCO SHALL HAVE NO LIABILITY FOR ANY PERSONAL INJURY, PROPERTY DAMAGE OR OTHER LOSS BASED ON ANY CLAIM AT ALL INCLUDING A CLAIM THAT THE PRODUCT FAILED TO GIVE WARNING.

EXCEPT FOR THE WARRANTIES SET FORTH HEREIN, RISCO AND ITS LICENSORS HEREBY DISCLAIM ALL EXPRESS, IMPLIED OR STATUTORY REPRESENTATIONS, WARRANTIES, GUARANTEES, AND CONDITIONS WITH REGARD TO THE PRODUCTS, INCLUDING BUT NOT LIMITED TO ANY REPRESENTATIONS, WARRANTIES, GUARANTEES, AND CONDITIONS OF MERCHANTABILITY, FITNESS FOR A PARTICULAR PURPOSE, TITLE AND WARRANTIES AGAINST HIDDEN OR LATENT DEFECTS, TO THE EXTENT PERMITTED BY LAW, WITHOUT LIMITING THE GENERALITY OF THE FOREGOING, RISCO AND ITS LICENSORS DO NOT REPRESENT OR WARRANT THAT: (i) THE OPERATION OR USE OF THE PRODUCT WILL BE TIMELY, SECURE, UNINTERRUPTED OR ERROR-FREE; (ii) THAT ANY FILES, CONTENT OR INFORMATION OF ANY KIND THAT MAY BE ACCESSED THROUGH THE PRODUCT SHALL REMAIN SECURED OR NON-DAMAGED. CUSTOMER ACKNOWLEDGES THAT NEITHER RISCO NOR ITS LICENSORS CONTROL THE TRANSFER OF DATA OVER COMMUNICATIONS FACILITIES, INCLUDING THE INTERNET, GSM OR OTHER MEANS OF COMMUNICATIONS AND THAT RISCO'S PRODUCTS, MAY BE SUBJECT TO LIMITATIONS, DELAYS, AND OTHER PROBLEMS INHERENT IN THE USE OF SUCH MEANS OF COMMUNICATIONS. RISCO IS NOT RESPONSIBLE FOR ANY DELAYS, DELIVERY FAILURES, OR OTHER DAMAGE RESULTING FROM SUCH PROBLEMS. RISCO WARRANTS THAT ITS PRODUCTS DO NOT, TO THE BEST OF ITS KNOWLEDGE, INFRINGE UPON ANY PATENT, COPYRIGHT, TRADEMARK, TRADE SECRET OR OTHER INTELLECTUAL PROPERTY RIGHT IN ANY EVENT RISCO SHALL NOT BE LIABLE FOR ANY AMOUNTS REPRESENTING LOST REVENUES OR PROFITS, PUNITIVE DAMAGES, OR FOR ANY OTHER INDIRECT, SPECIAL, INCIDENTAL, OR CONSEQUENTIAL DAMAGES, EVEN IF THEY WERE FORESEEABLE OR RISCO HAS BEEN INFORMED OF THEIR POTENTIAL.

Contacting RISCO Group

RISCO Group is committed to customer service and product support. You can contact us through our website www.riscogroup.com or as follows:

United Kingdom Tel: +44-161-655-5500 technical@riscogroup.co.uk	Spain Tel: +34-91-490-2133 support-es@riscogroup.com	Belgium Tel: +32-2522 7622 support-be@riscogroup.com	China Tel: +86-21-52-39-0066 support-cn@riscogroup.com
Italy Tel: +39-02-66590054 support@riscogroup.it	France Tel: +33-164-73-28-50	USA Tel: +1-631-719-4400	Israel Tel: +972-3963-7777 support@riscogroup.com

UKCA and CE RED Compliance Statement:

Hereby, RISCO Group declares that this equipment is in compliance with the essential requirements of the UKCA Radio Equipment Regulations 2017 and CE Directive 2014/53/EU. For the UKCA and CE Declaration of Conformity please refer to our website: www.riscogroup.com.

Dichiarazione di Conformità RED:

La sottoscritta RISCO Group, dichiara sotto la propria responsabilità che questo prodotto è conforme ai requisiti essenziali e alle altre rilevanti disposizioni della Direttiva Europea 2014/53/EU. Per le Dichiarazioni di Conformità CE, visitate il nostro sito web: www.riscogroup.com

Declaración de Conformidad RED:

Por la presente, RISCO Group declara que este equipo cumple con los requisitos esenciales y otras disposiciones relevantes de la Directiva 2014/53/EU. Para la Declaración de Conformidad CE, por favor diríjase a nuestra web: www.riscogroup.com.

Rapport de Conformité de RED:

Par la présente, RISCO Group, déclare cet équipement est en conformité aux conditions essentielles et à d'autres dispositions appropriées de la directive 2014/53/EU. Vous pouvez trouver la copie complète de la déclaration de conformité à la directive 2014/53/EU sur notre site web, à l'adresse suivante : www.riscogroup.com.

Declaração de conformidade RED:

Por meio deste, a RISCO Group declara que seu equipamento está em conformidade com as necessidades essenciais e outras provisões relevantes da diretiva 2014/53/EU. Para ver a declaração de conformidade da CE, por favor consulte a nossa website: www.riscogroup.com.

RED Compliance Statement:

RISCO Group bevestigd dat dit product in lijn is met de essentiële verplichtingen en andere belangrijke clausules van de 2014/53/EU Directieven. Voor de conformiteit verklaring zie onze website: www.riscogroup.com

RED Uttalande om uppfyllande av regler

Härmed intygar Risco Ltd. Att denna centralapparat med dess trådbundna tillbehör i all väsentlighet uppfyller kraven specificerad i Directive 2014/53/EU. CE-intyget kan inhämtas på www.riscogroup.com



© RISCO Group 01/2022

5IN2536 G