

BL-D40

External Sounder

Installation Manual

1. Introduction

The BL-D40 External Sounder is compatible with the AC-x31, ACx32, AC-x41, and AC-x42 series of standalone controllers. It is designed to operate indoors and is installed within the premises. The sounder can be powered by 16 VAC or by a 12–24 VDC power supply.

The BL-D40 is capable of emitting four different types of alerts both audible and visual – Bell, Door Chime, Siren, and Strobe Light.

- The bell always sounds when the controller's doorbell button is pressed.
- The door chime can be programmed to sound whenever the controller unlocks the door. The door chime does not sound when the REX button is used to open the door.
- The siren can be programmed to sound when the case of the controller is opened or when the controller is removed from the wall. The controller can also program the length of the siren.
- The LED on the BL-D40 turns on when there is a bell or door chime. If there is a siren, it flashes as long as the tamper switch is activated or opened.

The controller communicates with the BL-D40 using a coded proprietary Rosslare communications protocol. This provides a more secure link between the controller and the BL-D40. If the BL-D40

receives any unrecognized codes on its communication line or communication between the controller and the BL-D40 is severed, the strobe flashes repeatedly until the communication problem is resolved.

Figure 1: BL-D40



2. Technical Specifications

2.1 Electrical Characteristics

Maximum Input Current (@12 V)	Standby: 11 mA Max: 100 mA
Operating Voltage Range	16 VAC from a transformer 12 to 24 VDC from a regulated power supply (linear type recommended)
Audio Output	Three types of audible output: <ul style="list-style-type: none">• Bell• Door Chime• Siren

2.2 Environmental Characteristics

Environment	Indoor
Operating Temperature Range	-31°C to 63°C (-25°F to 145°F)
Operating Humidity Range	0 to 95% (non-condensing)

2.3 Physical Characteristics

Dimensions (L x W x H)	122 x 75 x 24 mm (4.8 x 3.0 x 0.9 in.)
Weight	120 g (4.2 oz)

3. Installation

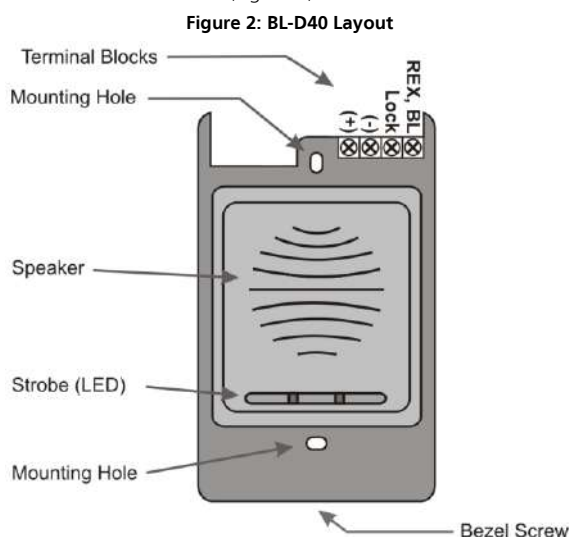
3.1 Installation with a Controller

The BL-D40 should be located nearby the door and controller it is to be attached to, where it can be heard, and where the strobe can be seen.

The BL-D40 is designed to be easily mounted to a US Gang Box.

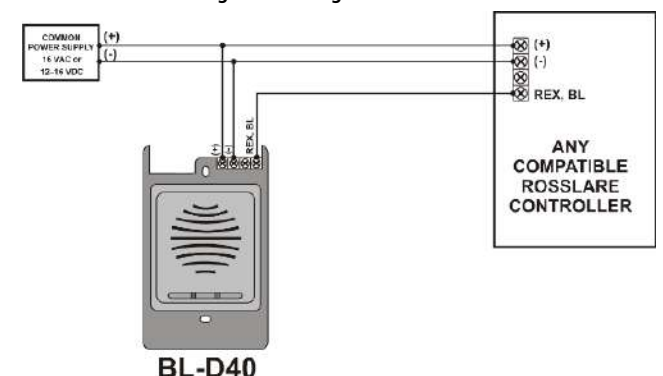
To install the BL-D40 with a controller:

1. Remove the bezel screw (Figure 2).



2. Screw the BL-D40 onto a US Gang Box through the two mounting holes provided (Figure 2).
3. Wire the BL-D40 terminal blocks as shown in Figure 3.

Figure 3: Wiring to a Controller



Note It is recommended that 22 Gage wire be used between the BL-D40 and the controller.

4. Replace the BL-D40 bezel and replace the factory default screw with the security screw that is provided in the installation kit.

3.2 Installation as a Standalone Doorbell

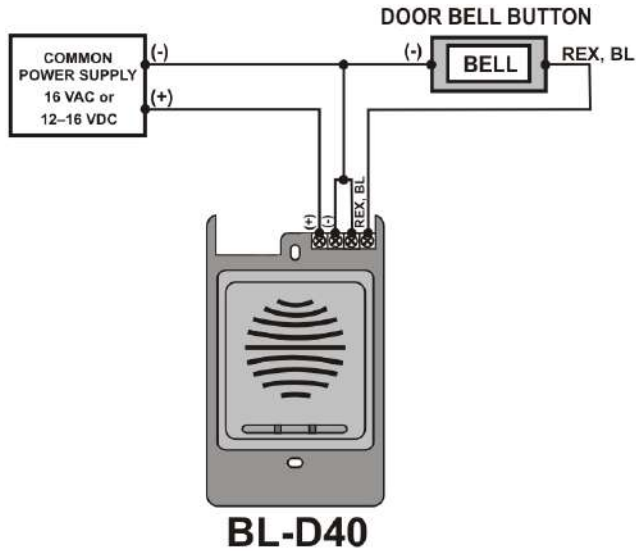
The BL-D40 should be located nearby the door and where it can be heard.

The BL-D40 is designed to be easily mounted to a US Gang Box.

To install the BL-D40 as a standalone doorbell:

1. Remove the bezel screw (Figure 2).
2. Screw the BL-D40 onto a US Gang Box through the two mounting holes provided (Figure 2).
3. Wire the BL-D40 terminal blocks as shown in Figure 4.

Figure 4: Wiring as a Door Bell



4. Replace the BL-D40 bezel and replace the factory default screw with the security screw that is provided in the installation kit.

Limited Warranty

The full ROSSLARE Limited Warranty Statement is available in the Quick Links section on the ROSSLARE website at www.rosslaresecurity.com.
Rosslare considers any use of this product as agreement to the Warranty Terms even if you do not review them.

Contact Information

United States and Canada

Rosslare Security Products, Inc.
Southlake, TX, USA
Toll Free: +1-866-632-1101
Local: +1-817-305-0006
Fax: +1-817-305-0069
support.na@rosslaresecurity.com

Europe

Rosslare Israel Ltd.
Rosh HaAyin, Israel
Tel: +972-3-938-6838
Fax: +972-3-938-6830
support.eu@rosslaresecurity.com

Latin America

Rosslare Latin America
Buenos Aires, Argentina
Tel: +54-11-4001-3104
support.la@rosslaresecurity.com

China

Rosslare Electronics (Shenzhen) Ltd.
Shenzhen, China
Tel: +86-755-8610-6842
Fax: +86-755-8610-6101
support.cn@rosslaresecurity.com

Asia Pacific, Middle East, Africa

Rosslare Enterprises Ltd.
Kowloon Bay, Hong Kong
Tel: +852-2795-5630
Fax: +852-2795-1508
support.apac@rosslaresecurity.com

India

Rosslare Electronics India Pvt Ltd.
Tel/Fax: +91-20-40147830
Mobile: +91-9975768824
sales.in@rosslaresecurity.com

www.rosslaresecurity.com



• EN ISO 13485



ROSSLARE
SECURITY PRODUCTS