

Selector® 3772 Escape Locks



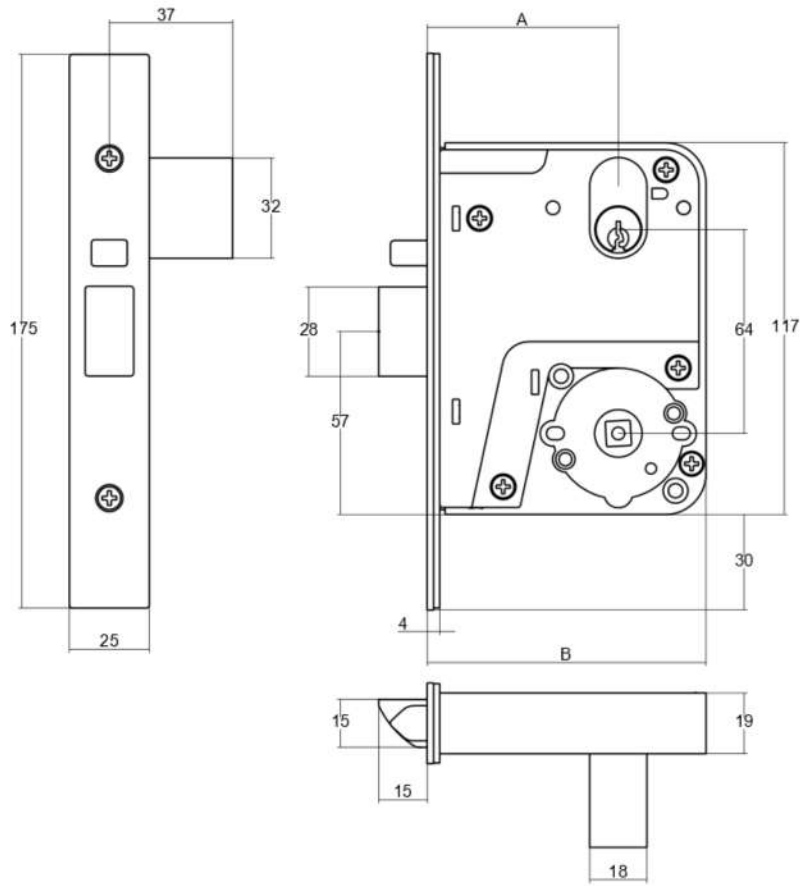
Description

These locks have various latching functions which can be operated by key or handle outside and by turnknob, key or handle inside.

Product Details

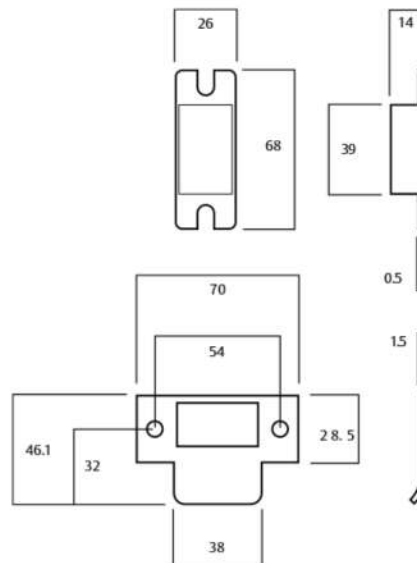
Backset	Available in 60, 89 and 127mm backsets.
Furniture	Compatible with most Lockwood rose and plate furniture including Brass Door Furniture, Robert Watson Series, Artefact Series II, Ovation Series and VSR Series. Refer to lockweb.com.au for further details.
Latch	Deadlatch only.
Standard	Stainless Steel (SS)
Finishes	Other finishes available via finish kit conversions

Selector® 3772 Escape Locks



Selector® 3772 Escape Locks

Part Number	3772	4772	5772
Dimension A	60	89	127
Dimension B	88	117	155



Selector® 3772 Escape Locks

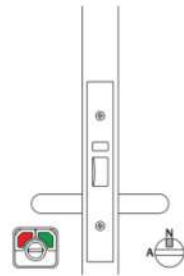
Escape Lock

Part Number 3772--

Outside: Handle always rigid.

Inside: Opened by handle at all times.

This function requires the locking bar to be positioned in the locked position once lock is set.



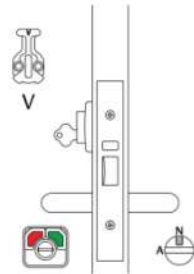
Anti-vandal Escape Lock

Part Number 3772V-

Single cylinder.

Outside: Opened by handle when unlocked. Key locks and unlocks outside handle and retracts bolt after unlocking lock.

Inside: Opened by handles at all times.



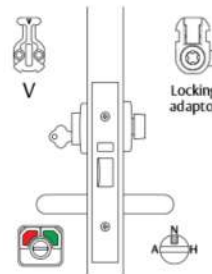
Anti-vandal Escape Lock with Turn

Part Number 3772VT

Cylinder and turnknob.

Outside: Opened by handle when unlocked. Key locks and unlocks outside handle and retracts bolt after unlocking lock.

Inside: Opened by handle at all times. Turnknob locks or unlocks outside handle.



Key Entry Escape Lock

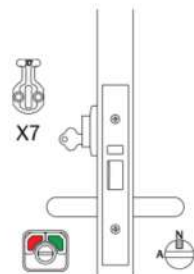
Part Number 3772X-

Single cylinder.

Outside: Opened by key at all times. Handle always rigid.

Inside: Opened by handle at all times.

This function requires the locking bar to be positioned in the locked position once lock is set.



Notes:

All drawings shown are in right hand configuration. Part numbers shown above are for 60mm backset lock, if 89mm is required substitute 3 for 4 i.e. 4772, or if 127mm lock is required, substitute 3 for 5 i.e. 5772

Legend

Hub Setting	
Lock Function Setting	
Cam or Adaptor	



Selector® 3772 Escape Locks

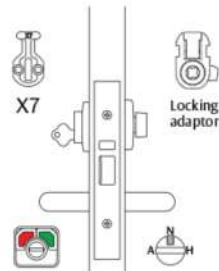
Key Entry Escape Lock with Turn

Part Number 3772XT

Cylinder and turnknob.

Outside: Opened by key at all times. Opened by handle when unlocked. Key locks outside handle.

Inside: Opened by handle at all times. Turnknob locks or unlocks outside handle.



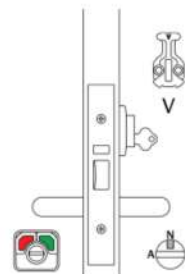
Escape Lock with Internal Cylinder

Part Number 3772-V

Single cylinder.

Outside: Opened by handle when unlocked.

Inside: Opened by handle at all times. Key locks or unlocks outside handle and retracts bolt after unlocking lock.



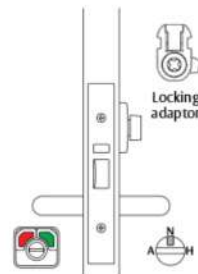
Escape Lock with Turn

Part Number 3772-T

Turnknob inside.

Outside: Opened by handle when unlocked.

Inside: Opened by handle at all times. Turnknob locks or unlocks outside handle.



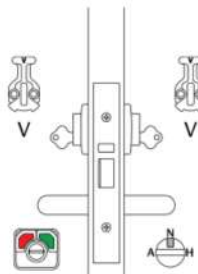
Anti-vandal Escape Lock with Internal Cylinder

Part Number 3772VV

Double Cylinder.

Outside: Opened by handle when unlocked. Key locks or unlocks outside handle and retracts bolt after unlocking lock.

Inside: Opened by handle at all times. Key locks or unlocks outside handle and retracts bolt after unlocking lock.



Notes:

All drawings shown are in right hand configuration. Part numbers shown above are for 60mm backset lock, if 89mm is required substitute 3 for 4 i.e. 4772, or if 127mm lock is required, substitute 3 for 5 i.e. 5772

Legend

Hub Setting	
Lock Function Setting	
Cam or Adaptor	

Selector® 3772 Escape Locks

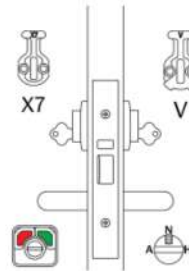
Key Entry Escape Lock with Internal Cylinder

Part Number 3772XV

Double cylinder.

Outside: Opened by key at all times. Opened by handle when unlocked. Key locks outside handle.

Inside: Opened by handle at all times. Key locks or unlocks outside handle and retracts bolt after unlocking lock.



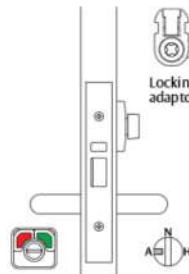
Anti-lockout Escape Lock with Turn*

Part Number 3772-TA

Turnknob inside.

Outside: Opened by handle when unlocked.

Inside: Opened by handle at all times. Turnknob locks or unlocks outside handle.



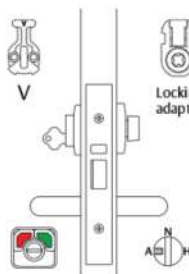
Anti-lockout Anti-vandal Escape Lock with Turn*

Part Number 3772VTA

Cylinder and turnknob.

Outside: Opened by handle when unlocked. Key locks or unlocks outside handle and retracts bolt after unlocking lock.

Inside: Opened by handle at all times. Turnknob locks or unlocks outside handle.



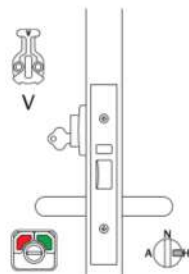
Holdback Anti-vandal Escape Lock#

Part Number 3772V-H

Single cylinder.

Outside: Opened by handle when unlocked. Key locks or unlocks outside handle and retracts bolt after unlocking lock.

Inside: Opened by handle at all times.



Notes:

All drawings shown are in right hand configuration. Part numbers shown above are for 60mm backset lock, if 89mm is required substitute 3 for 4 i.e. 4772, or if 127mm lock is required, substitute 3 for 5 i.e. 5772

*Anti-lockout - Closing the door or retracting latch bolt unlocks the lock, preventing lockout situations.

Holdback - Latch bolt can be held within the lock. **Holdback must not be activated on fire doors.**

For questions concerning our fire rated products, their specifications and their utilization please contact ASSA ABLOY or relevant Fire Door manufacturer.

Legend

Hub Setting	
Lock Function Setting	
Cam or Adaptor	



Selector® 3772 Escape Locks

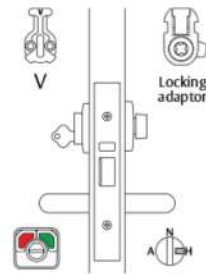
Holdback Anti-vandal Escape Lock with Turn#

Part Number 3772VTH

Cylinder and turnknob.

Outside: Opened by handle when unlocked. Key locks or unlocks outside handle and retracts bolt after unlocking lock.

Inside: Opened by handle at all times. Turnknob locks or unlocks outside handle.



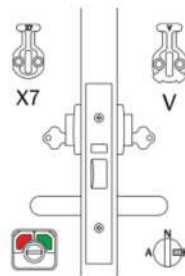
Holdback Key Entry Escape Lock with Internal Cylinder#

Part Number 3772XVH

Double cylinder.

Outside: Opened by key at all times. Opened by handle when unlocked. Key locks outside handle.

Inside: Opened by handle at all times. Key locks or unlocks outside handle and retracts bolt after unlocking lock.



Notes:

All drawings shown are in right hand configuration.

Part numbers shown above are for 60mm backset lock, if 89mm is required substitute 3 for 4 i.e. 4772, or if 127mm lock is required, substitute 3 for 5 i.e. 5772

*Anti-lockout - Closing the door or retracting latch bolt unlocks the lock, preventing lockout situations.

#Holdback - latch bolt can be held within the lock. **Holdback must not be activated on fire doors.**

For questions concerning our fire rated products, their specifications and their utilization please contact ASSA ABLOY or relevant Fire Door manufacturer.

Legend

Hub Setting



Lock Function Setting



Cam or Adaptor

