

# Dahua 4/8-Port PoE Switch

## User's Manual V1.0.0

ZHEJIANG DAHUA VISION TECHNOLOGY CO.,LTD.

### Important Safeguard and Warning

Please read the following safeguards and warnings carefully before using the product in order to avoid damages and losses.

Note:

- Do not expose the device to lampblack, steam or dust. Otherwise it may cause fire or electric shock.
- Do not install the device at position exposed to sunlight or in high temperature. Temperature rise in device may cause fire.
- Do not expose the device to humid environment. Otherwise it may cause fire.
- The device must be installed on solid and flat surface in order to guarantee safety under load and earthquake. Otherwise, it may cause device to fall off or turnover.
- Do not place the device on carpet or quilt.
- Do not block air vent of the device or ventilation around the device. Otherwise, temperature in device will rise and may cause fire.
- Do not place any object on the device.
- Do not disassemble the device without professional instruction.

Warning:

- Please use battery properly to avoid fire, explosion and other dangers.
- Please replace used battery with battery of the same type.
- Do not use power line other than the one specified. Please use it properly. Otherwise, it may cause fire or electric shock.

### Special Announcement

- This manual is for reference only.
- All the designs and software here are subject to change without prior written notice.
- All trademarks and registered trademarks are the properties of their respective owners.
- If there is any uncertainty or controversy, please refer to the final explanation of us.
- Please visit our website for more information.

### Applicable Models

The manual can be applied to the following models:  
DH-PFS3106-4P-60, DH-PFS3110-8P-96

# 1 Product Overview

## 1.1 Product Features

### Common Features:

- Two-layer industrial POE switch.
- Conform IEEE802.3, IEEE802.3u, IEEE802.3ab/z and IEEE802.3X standards.
- MAC auto study and aging, MAC address list capacity is 8K. All ports self-adapt MDI/MDIX mode.
- All the 10/100M self-adaptive RJ45 ports support IEEE802.3af, IEEE802.3at standard power supply.
- Industrial wide temperature design.
- Adopt metal structure.
- Support DC 53V power supply.

### Common Features:

- 4-port PoE switch 1 100/1000M self-adaptive SFP fiber port, 1 10/100/1000M self-adaptive RJ45 port and 4 10/100M self-adaptive RJ45 ports.
- 4-port PoE switch with 60W power adapter.
- 8-port PoE switch supports 1 1000M SFP fiber port, 1 10/100/1000M self-adaptive RJ45 port and 8 10/100M self-adaptive RJ45 ports.
- 8-port PoE switch with 96W power adapter.

## 1.2 Typical Application

The typical application of the device is shown in Figure 1-1

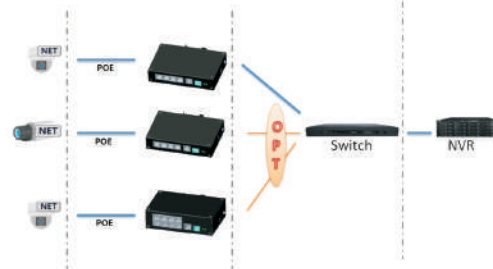


Figure 1-1

# 2 Device Structure

## 2.1 4-Port PoE Switch

### 2.1.1 Front Panel

The front panel is shown in Figure 2-1.

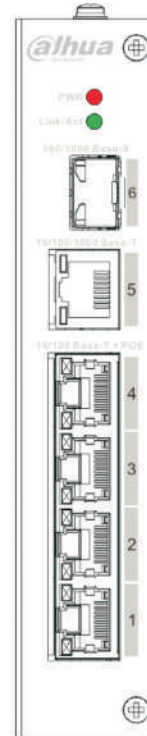


Figure 2-1

SN	Name	Note
1	10/100 Base-T	4 10/100M self-adaptive PoE power supply ports.
2	10/100/1000 Base-T	10/100/1000M self-adaptive RJ45 port.
3	100/1000 Base-X	100/1000M self-adaptive SFP fiber port.
4	Link/Act	Fiber port status indicator
5	PWR	Power indicator

Sheet 2-1

## 2.1.2 Upper Cover

The device power port is shown in Figure 2-2, support DC53V power supply.



Figure 2-2

## 2.1.3 PoE Power Supply

- 4 10/100M RJ45 ports support IEEE802.3af, IEEE802.3at standard power supply.
- Support 4 10/100M RJ45 Ports IEEE802.3af standard power supply simultaneously.
- Support 2 10/100M RJ45 ports IEEE802.3at standard power supply simultaneously.

## 2.2 8-Port PoE Switch

### 2.2.1 Front Panel

The front panel is shown in Figure 2-3.

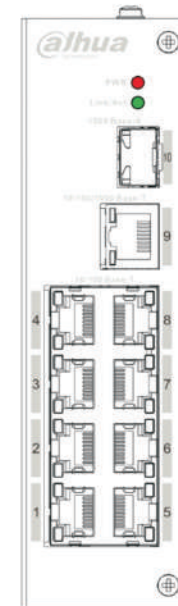


Figure 2-3

SN	Name	Note
1	10/100 Base-T	8 10/100M self-adaptive RJ45 ports, which are used for PoE power supply.
2	10/100/1000 Base-T	10/100/1000M self-adaptive RJ45 port.
3	1000 Base-X	1000M SFP fiber port.
4	Link/Act	Fiber port status indicator.
5	PWR	Power indicator.

Sheet 2-2

### 2.2.2 Upper Cover

The device power port is shown in Figure 2-4, support DC53V power supply.



Figure 2-4

### 2.2.3 PoE Power Supply

- 8 10/100M RJ45 ports support IEEE802.3af, IEEE802.3at standard power supply.
- Support several RJ45 Ports IEEE802.3af and IEEE802.3at standard power supply simultaneously, total power consumption of PoE power supply is less than 93W.

## 3 Installation Guide

PoE switch supports DIN rail mounting. Lay the switch hook on the rail, press the PoE switch to make the buckle get into the slide, see Figure 3-1.

#### Note:

4-port PoE switch supports the slide width of 28mm.  
8-port PoE switch supports the slide width of 38mm.

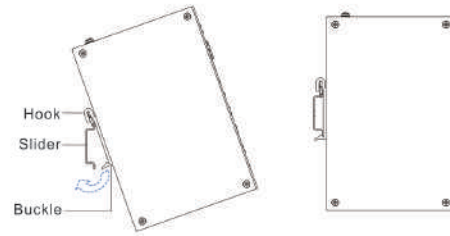


Figure 3-1

## 4 Appendix 1 Technical Specifications

Technical parameters	DH-PFS3106-4P-60	DH-PFS3110-8P-96
Physical port		
Business port	1*100/1000 Base-X, 1*10/100/1000 Base-T, 4*10/100 Base-T ( POE power supply )	1*1000 Base-X, 1*10/100/1000 Base-T, 8*10/100 Base-T ( POE power supply )
Technical index		
Exchange capacity	4.80Gbps	5.60Gbps
Packet forwarding rate	3.57Mpps	4.17Mpps
Exchange mode	Store & forward	Store & forward
MAC study	MAC auto study, address list capacity 8K	MAC auto study, address list capacity 8K
Common parameters		
Lightning Protection Level	Lightning protection level 3	Lightning protection level 3
Indicator	Power indicator, fiber port status indicator	Power indicator, fiber port status indicator
Power	Default DC53V power adapter	Default DC53V power adapter
Power Consumption	≤60W	≤96W
Application Humidity	10% ~ 90%	10% ~ 90%
High&Low Temperature	-30°C ~ 65°C	-30°C ~ 65°C
Weight	480g	540g
Dimension	150mm x 100mm x 30mm	150mm x 100mm x 42mm

#### Note:

- This user's manual is for reference only.
- Slight difference may be found in user interface.
- All the designs and software here are subject to change without prior written notice.
- All trademarks and registered trademarks are the properties of their respective owners.
- If there is any uncertainty or controversy, please refer to the final explanation of us.
- Please visit our website for more information.



Dahua Technology Co., Ltd.

Address: No.1199 Bin'an Road, Binjiang District, Hangzhou, China.  
Postcode: 310053  
Tel: +86-571-87688883  
Fax: +86-571-87688815  
Email: overseas@dahuatech.com  
Website: www.dahuatech.com

NO.1.2.51.18.SK3006-000