

VTM416

Lift Controller



Features

- Connection up to 1 Wiegand reader and 2 RS485 readers
- Support 8 cascading, up to 128 floors permission control
- Alarm In/Out: 6/2
- Alarm records and log records: 30,000
- Maximum support 60 call lift modules
- All floors' permission will be released if fire alarm triggered
- Remote control via web client

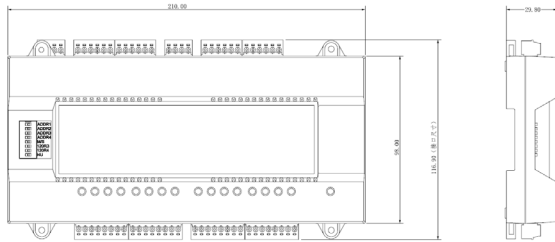
Technical Specification

Model	VTM416
System	
Main Processor	ARM Cortex M4@180MHz
Communication Type	TCP/IP; RS485, and Wiegand
Indicator	
Power Indicator	1
Communication Indicator	1
Relay Indicator	16
Interface	
Alarm In	6 (Alarm_in_1 for fire alarm)
Alarm Out	2
RS485	RS485 1: card reader or call lift module RS485 2: card reader or call lift module RS485 3: cascade with slave lift controller RS485 4: call lift module
Wiegand	1
Relay Out	16

General

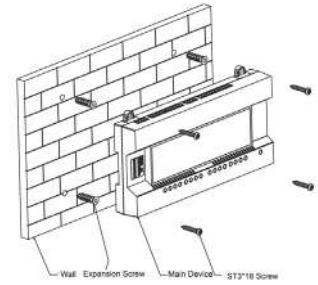
Installation	Fixed onto the wall; U-shaped guide rail
Power	DC 12V/2A or supply directly by VTNS1060A
Working Temperature	-20°C~+55°C
Relative Humidity	10%~90%RH
Dimensions	210mm×116mm×29mm
Weight	1.0Kg

Dimensions

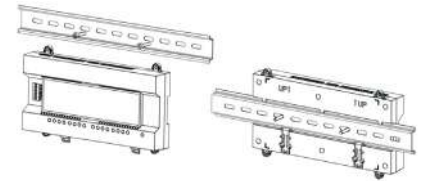


Device Mounting

Mounting way 1:
fix the whole device onto the wall with screws.



Mounting way 2:
mount U-shaped guide rail, and hang the whole device onto the wall.



Application

