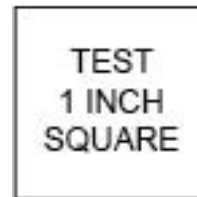


Template B

Template A1

Satomi Quilts
www.satomiquilts.com



Satomi Quilts

Template A1 to A2

Matching line

Matching line

Template A2 to A1


Template A2

Satomi Quilts
www.satomiquilts.com


NOTE:

1. Make sure that the printer paper size is set to Letter (8 ½" x 11") and chose actual size to print.
2. Feel free to use Templates A or B to trace the circle on the quilt sandwich.

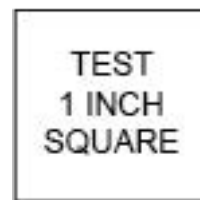
Template A



Template B



Satomi Quilts
www.satomiquilts.com



Satomi Quilts