

THE NEXT GENERATION OF
INNOVATION

THE 2022 ROCKY MOUNTAIN POWERPLAY

POWERED BY

DYNAMÉ™



The History

Rider:
Thomas Vanderham

Photo:
Margus Riga

Location:
Golden, British Columbia

Since 1981, Rocky Mountain Bicycles has lived at the foot of Vancouver's North Shore mountains, designing and testing mountain bikes in the rugged terrain that rises above.

In **2009**, the concept for a revolutionary electric drive system was presented to the design team at the company's headquarters in Beauce, Québec. The forward-thinking vision paralleled Rocky Mountain's philosophies. Together, Propulsion Powercycle was created with the purpose of developing an innovative electric drive system which would be named Dynamé.

Three years later, in **2012**, the design team debuted an urban electric bike featuring the proprietary Dynamé 1.0 drive. Shortly thereafter, we introduced North America to its first electric bike sharing program using the Dynamé 2.0 drive. At this point, Europe had embraced the e-bike. Consumers in North America were curious. Media was asking when we'd witness the first truly capable trail-ready eMTB. Rocky Mountain would provide the answer.

In early **2017**, the Rocky Mountain Altitude Powerplay launched, featuring the third-generation Dynamé 3.0 drive developed collaboratively between our research centres in Vancouver, B.C. and Beauce, Québec. Vancouver handled the bike and Québec developed the drive system. The Powerplay was on.

In **2019**, the Powerplay family, powered by Dynamé, expanded to three platforms – Altitude Powerplay, Instinct Powerplay, and Growler Powerplay. We were humbled by high praise from Velo Vert magazine in France, with the Altitude Powerplay Alloy 70 receiving the award for best eMTB, voted by riders and journalists.

In **2020** the lineup grew further, adding more models to the mix, with Instinct Powerplay becoming available in Carbon. We also took one of our most capable trail bikes - the Instinct BC Edition - to the next level by adding the assistance of the Dynamé 3.0 drive system. Powerplay leads the way with diversity, quality and—most of all—a great ride.

Here we are in **2022**, entering an all-new era of Powerplay. Introducing our next generation Dynamé 4.0 drive system, featuring a high torque system, integrated a new top tube display, all-new handlebar remote, and a larger, removable battery. Once again, we are proud to say that we have the best riding e-bike on the market.

"It rides like a real mountain bike, because it is a real mountain bike."



TORQUE
108 Nm

MAX POWER
700 W peak output

MAX BOOST AMPLIFICATION
350%

BATTERY CAPACITY
720 Wh

BIKES.COM/POWERPLAY

The Drive

Introducing the next generation, **Dyname 4.0 drive system.**

The Dyname 4.0 drive system is powerful, delivers high torque, and is long-lasting. That means faster climbs, punchier acceleration, and a larger, removable battery helping to ensure that you get more out of every ride. Designed in Canada, we've kept the same massive power as our previous generation drive system, but fit it into a smaller and lighter package. The Dyname 4.0 drive system delivers power in a responsive and natural way, giving our bikes the best e-bike ride feel on the market.

Reduced size and weight

The Dyname 4.0 motor is 18.5% lighter than the previous generation, Dyname 3.0. We've given our motor a weight reduction while also increasing reliability. The Dyname 4.0 motor features oversized bearings for increased drive durability.

A quiet drive system

The Dyname 4.0 features a reduced motor rpm that lowers the amount of the electrical whine compared to other systems.

Higher torque

Virtual quads kick in when you need them and stand down when you don't.

Proprietary design

Three patents. In-house customization. Limitless design freedom.

Tuned to the key of human

Specifically designed to an MTB-friendly cadence and real world singletrack riding. No spinning out.

A motor's intuition

Seamless power modulation between drive and human. Dyname reads your rhythm and responds to your ride.

Better BB


The bottom bracket is part of the bike, not the drive. No creaking, less wear, and local shops can service it. We love local shops.

Design freedom in action

The Powerplay frames are not handcuffed to off-the-shelf drives. We put pivots where we want. We maximize our freedom in suspension design. We don't start with no-fly zones as a result of 3rd party integration. Rocky Mountain's engineering team enjoys a blank slate which ensures we can imagine, create, and—most importantly—ride the bike we want.

□ ALTITUDE FRAMESET

□ ALTITUDE POWERPLAY FRAMESET



What makes Powerplay Different

A drive that responds immediately when you start. Intuitive everything. A sublime profile. More power. Tons of torque.

Riders:
Thomas Vanderham
& Wade Simmons

Photos:
Margus Riga

Location:
Golden, British Columbia

Jumbotron

The Jumbotron is our display screen, seamlessly integrated into the top tube of our new Powerplay bikes. Positioned to show all key data and information in a convenient, easy to see location, the screens can be navigated using the handlebar remote.



Force to the frame

Your pedalling force goes into the front triangle, not the drive. You can use real two-piece Race Face cranks, not the three-piece eMTB cranks used by the competition.



Smaller remote

Designed by us, our new smaller remote has better ergonomics for you as the rider and is focused on keeping the cockpit clean and uncluttered. The smaller design also allows it to be used in combination with more shifter and brake options.



Overtimepack

The new Powerplay is compatible with the new Overtimepack, which gives you an extra 314Wh of battery capacity on top of the 720Wh of battery capacity in the bike. That means you have a total of 1,034Wh of battery capacity to ride with before needing a charge.



Get up and go

Our proprietary torque sensing technology means instant gratification, unlike anything else on the market.



Technical Information

A quiet drive system

- The Dymate 4.0 features a reduced motor rpm that lowers the amount of the electrical whine compared to other systems.
- We've removed the upper chain slider that was seen on the Dymate 3.0 drive system to reduce the mechanical noise, as well as the drag when pedalling.

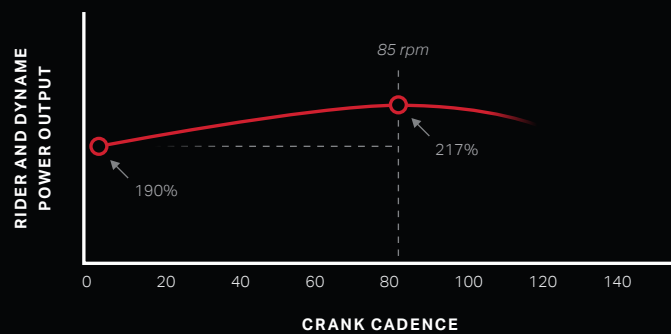
A responsive, natural power delivery

- Our system's torque sensor reads the tension that is being applied directly to the chain, and removes unwanted lag time to give an instantaneous and natural response when the power is applied.
- We've developed a new torque curve that is designed to gradually apply power that achieves a maximum power of 700 W at optimal cadence (85rpm). By having a variable power curve, you'll have more control of your bike on the trail including scenarios like steep, technical hill starts.

Motor rider ratio

190% to 217% - Factory Setting*

* Two higher power and two lower power boost modes are available



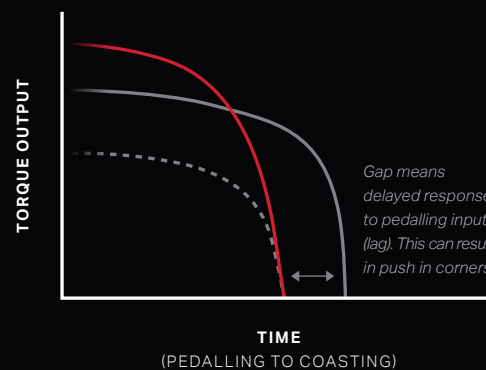
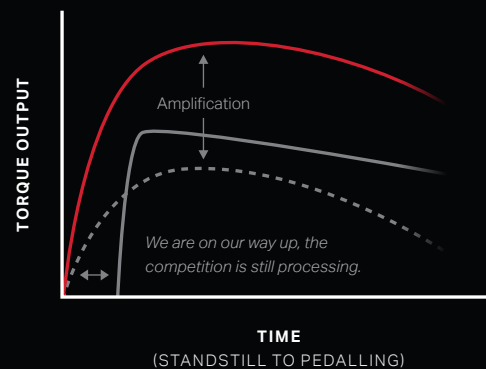
Torque and power

- The Dymate 4.0 drive system packs the same 108Nm of class-leading torque that the Dymate 3.0 brought to our previous generation of bikes.
- Our drive system has 700 W of peak output, meaning that more watts are delivered when you really need them.

Torque response


Max torque: 108 Nm

- DYNAME 4.0 DRIVE SYSTEM
- RIDER
- COMPETITORS



Battery size

- We've increased the capacity of the Powerplay battery from 672Wh to 720Wh, allowing you to spend more time riding.
- Our new Powerplay models feature an easily removable battery. Simply drop the protective cover and battery retention bolt, and it will slide right out of the frame.

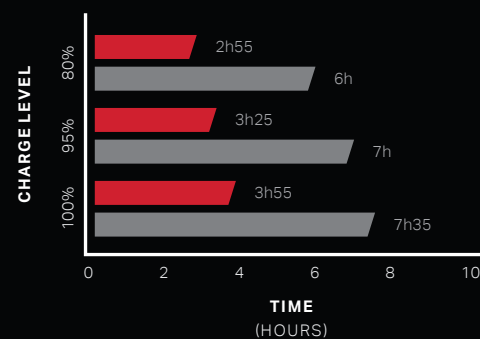


Charging

- We have a 4-amp charger and a 2-amp charger for the all-new Powerplay models, both of which quickly refuel your battery to get you back out there, faster. The less powerful of the two, the 2-amp charger, will charge the battery from 0-100% in 7 hours and 35 minutes which outpaces the competition.

Charge time

- 4A CHARGER
- 2A CHARGER

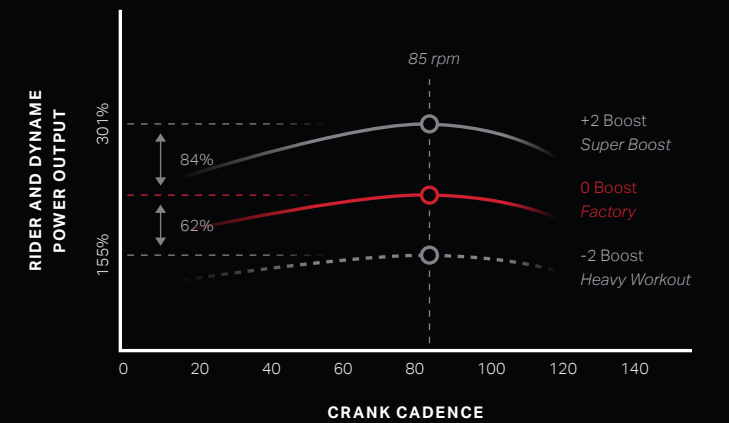


Adjustability at your finger tips

- The Dymate 4.0 drive system and Jumbotron screen offer the ability to adjust both the assist level and boost level to suit your riding style. They also give you the option of having two customizable tune profiles that can be saved to the bike, for different riders or riding styles.
- The boost level adjusts the torque sensitivity, which adjusts how the motor responds to the input it's receiving through the pedals. A higher boost level requires you, the rider, to put less pressure on the pedals to deliver the same amount of torque. A lower boost level will mean you have to put more power down in order to achieve the same amount of torque.

Boost setting

- HIGHEST BOOST SETTING (SUPER BOOST)
- FACTORY BOOST SETTING (FACTORY)
- LOWEST BOOST SETTING (HEAVY WORKOUT)



- The assist level feature adjusts the output power, which is the percentage of available power put out by the Dymate 4.0 drive system in the different assist modes. There are 4 different modes that can be used to manage battery levels, to adjust trail speed, and to fine tune your effort levels. These modes include: Ludicrous, Trail Plus, Trail, and Eco.

The new Altitude and Instinct Powerplay

It's been four years since we introduced our first e-bike, the Altitude Powerplay. From the outset, our goal was to create an electric mountain bike that felt as natural as possible, which we achieved through our in-house designed DynamE 3.0 drive system.

Building on the success of our previous Powerplay models, we've completely re-designed the Altitude Powerplay and Instinct Powerplay to continue to push the envelope of high performance e-bikes. With our next generation DynamE 4.0 drive system, we've thoughtfully integrated new features with a rider-focused design. Our Powerplay bikes are firmly positioned at the forefront of e-bike innovation.

WHAT MAKES THEM DIFFERENT?

While the all-new Altitude Powerplay and Instinct Powerplay share many of the same technologies and frame details, like the new mid-high pivot, the bikes have different intended use and ride characteristics. The Altitude was designed for aggressive, high-speed riding, while the Instinct is meant for long days of exploration and efficient riding.

Altitude Powerplay

DESIGNED FOR
Enduro

FRONT TRAVEL
170 MM

WHEEL SIZE
SM - XL: 29"

REAR TRAVEL
160 MM



Rider:
Thomas Vanderham

Photo:
Margus Riga

Location:
Golden, British Columbia


Instinct Powerplay

DESIGNED FOR
Trail

FRONT TRAVEL
150 MM

WHEEL SIZE
SM - XL: 29"

REAR TRAVEL
140 MM



Rider:
Wade Simmons

Photo:
Margus Riga

Location:
Elfin Lakes, British Columbia

Altitude Powerplay Carbon

Gloss War Machine / Matte UD Carbon / Gloss Enter Sandman

Thomas Vanderham's custom build shown

Instinct Powerplay Carbon

Gloss Beyond the Seas / Matte UD Carbon / Gloss Black Dog

Wade Simmons' custom build shown

BIKES.COM/POWERPLAY



Altitude Powerplay

DESIGNED FOR
Enduro

FRONT TRAVEL
170 MM

REAR TRAVEL
160 MM

WHEEL SIZE
SM - XL: 29"

Enduro, electrified.

The Altitude Powerplay shares the many of the same attributes as our race proven Altitude—geometry, kinematics, and adjustability. Designed alongside our Dymate 4.0 drive system, our Altitude Powerplay has everything you need for aggressive trail e-biking. So go ahead and smash down chutes, rail through corners, and then turn it up to "Ludicrous" to get back up to the top faster than you ever thought possible.

Instinct Powerplay

DESIGNED FOR
Trail

FRONT TRAVEL
150 MM

REAR TRAVEL
140 MM

WHEEL SIZE
SM - XL: 29"

Total trail versatility meets high power.

If you're looking to venture into the alpine or explore a new zone, the Instinct Powerplay will inspire you to go farther and seek out new adventures. Where as the 160mm Altitude Powerplay is built for aggressive riding, the 140mm Instinct Powerplay is built for exploration. Versatile geometry, dialed kinematics, and powered by our Dymate 4.0 drive system, you'll be riding bigger days than ever before.



Warranty

Every Powerplay bike is warrantied against defects in materials and manufacturing.

Category	Term	Notes
Frame hardware	5 years	Front triangle & rear triangle
Hardware	1 year	Pivots, axles, etc...
Electronics	3 years	Drive, remote, Jumbotron, sensors, charger
Drive components	1 year	Pulleys, pinions, transfer chain and bearings
Battery	24 months*	If stored for 3+ months, charge battery every 3 months. Failure to do so may cause damage.
Components	As per original manufacturer warranty	

*For more detailed battery warranty information, please reference the owner's manual available on bikes.com

Disclaimer:

If system is modified in any way, it can affect range and performance, and immediately voids the warranty.



Rider:
Wade Simmons

Photo:
Margus Riga

Location:
Elfin Lakes, British Columbia

ROCKY MOUNTAIN®

DYNAME™

*Rocky Mountain, its logo and other trade names are used by Rocky Mountain.
Some technologies on Rocky Mountain products are patented or patent pending.*

*Dyname, its logo and other trade names are used by Dyname.
Some technologies on Dyname products are patented or patent pending.*

©2021 Rocky Mountain
1919008



WEBSITE
bikes.com



FACEBOOK
Rocky Mountain Bicycles



INSTAGRAM
@rockymountainbicycles