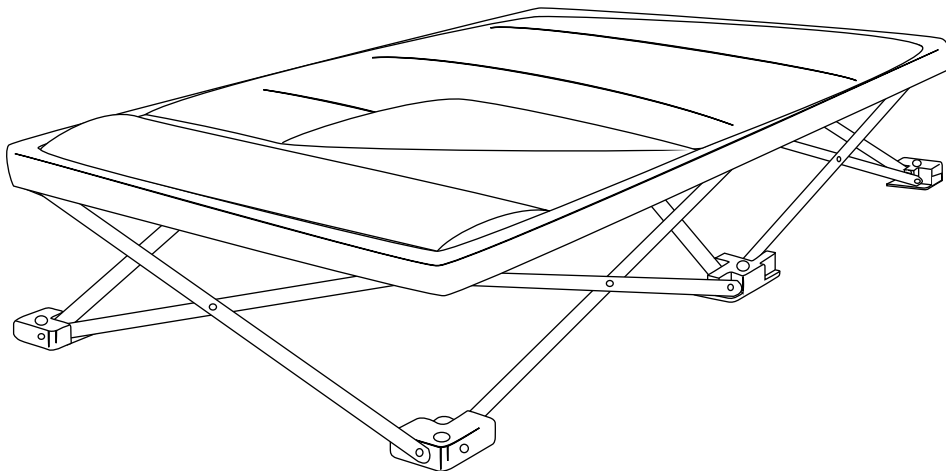




# My Cot Deluxe

## Portable Toddler Bed

OWNER'S MANUAL MODEL: 5007




- READ ALL INSTRUCTIONS BEFORE ASSEMBLY AND USE OF COT.
- KEEP INSTRUCTIONS FOR FUTURE USE.

 [www.regalo-baby.com](http://www.regalo-baby.com)

 Regalo International, LLC.

3200 Corporate Center Drive, Suite 100 / Burnsville, MN 55306-9803, USA

 866.272.5274 (U.S. only) or 952.435.1080

Made in China



# Before Using Product

---

Read and follow all instructions carefully to ensure that your product is properly installed. Failure to follow these instructions for the assembly or use of your My Cot could result in serious injury or death. The safety of your child is your responsibility. Please keep these instructions for your reference.



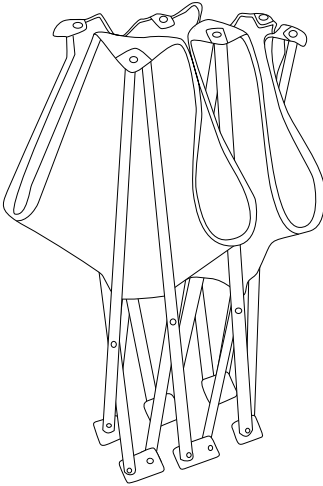
## WARNING

- For use with children 2 to 5 years of age or up to 75 lbs.
- Not intended for use as a permanent bed.
- NEVER jump on the cot, this will cause damage to the fabric and frame support.
- Prevent crushed or amputated fingers. Keep fingers away from hinges.
- Unfold cot completely before use.
- Never leave child unattended.
- Discontinue use if cot is broken. Contact manufacturer immediately for replacement parts or service.

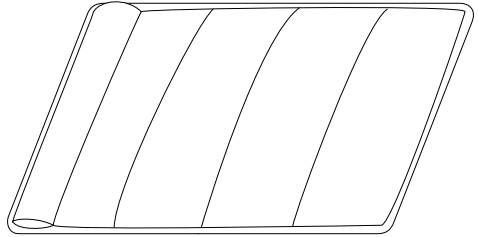
# Before Assembly

---

**A**



**B**



**PLEASE CHECK TO MAKE SURE YOU HAVE THE FOLLOWING PARTS:**

**A** *My Cot*

**B** *Removable Sleeping Bag*

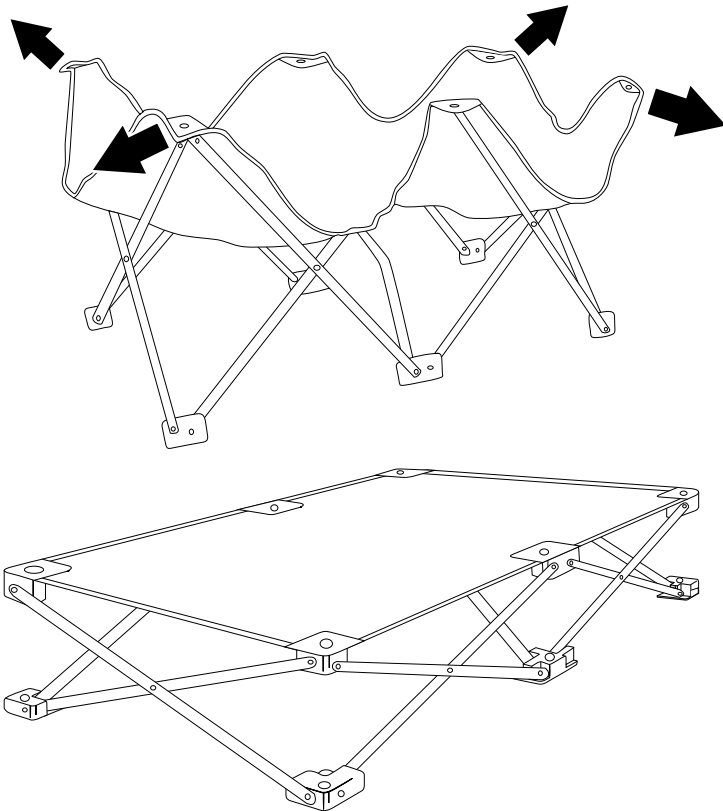
# Assembling your My Cot

---

## TO OPEN

Pull the four corners away from each other. The frame and bed surface will automatically unfold.

Slip the *sleeping bag* over each corner, and all the edges of the bed area until neatly in position.

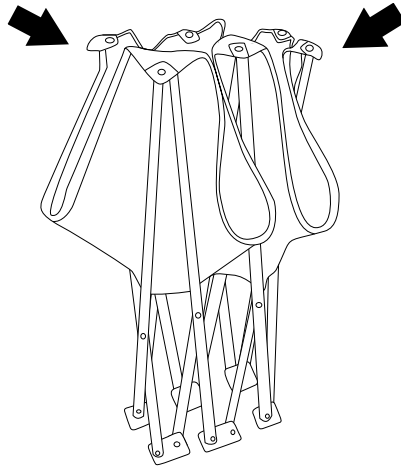


**NOTE:** Check that the bed is opened as far as possible and that there are no loose parts before use.

The bed will not fully lock into place until use, when there is weight on the surface.

## TO CLOSE

Push two opposite corners of the *My Cot* towards each other and it will automatically fold up.

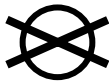


## CARE AND MAINTENANCE

Periodically check the *My Cot* for signs of damage, wear, or missing components. Do not use if any parts are missing, worn, or damaged. Do not use abrasive cleaners or bleach to clean your *My Cot*. Clean your *My Cot* by sponging it with warm water and a mild detergent. Wipe it dry immediately after cleaning to avoid formation of rust.

## FABRIC CARE

HAND WASH ONLY WITH DAMP CLOTH AND SOAP, AIR DRY

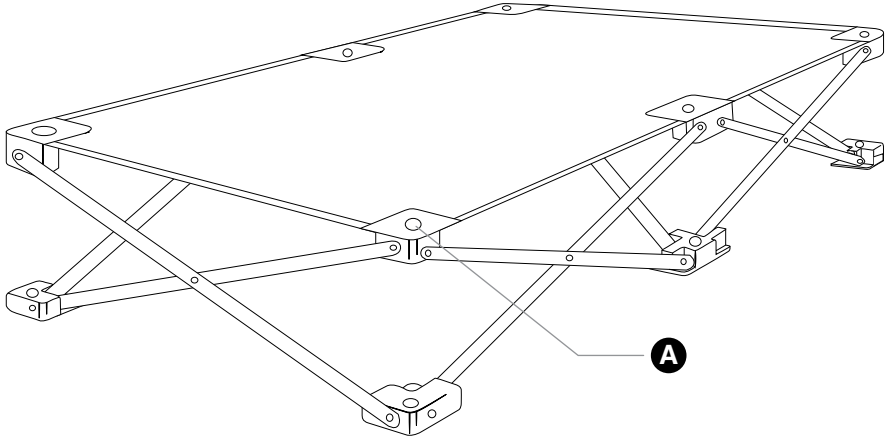


## 90 DAYS LIMITED WARRANTY

If, during the first 90 days after consumer purchase of the item, under reasonable and non-commercial use and conditions of maintenance, it fails while owned by the original purchaser because of the quality of materials or workmanship of finish and assembly, Regalo International, LLC, will replace or repair it at Regalo's option. PROOF OF PURCHASE REQUIRED.

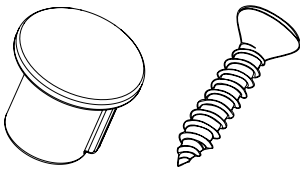
# Replacement Parts

---



---

**A** *Fabric Pin and Screw*  
Black = #31115





[www.regalo-baby.com](http://www.regalo-baby.com)



**Regalo International, LLC.**  
3200 Corporate Center Drive, Suite 100  
Burnsville, MN 55306-9803, USA



866.272.5274 (U.S. only) or 952.435.1080