

900-930MHz 8dBi Fiber Glass Antenna

Features

- Frequency Range: 900~930MHz
- Max Gain: 8.0dBi
- VSWR: ≤ 1.5
- High efficiency
- Vertically polarized dipole
- Easy to mount with the included Installation kit



Figure 1: RAKARG15 Overview

Specifications

Model	RAKARG15
Frequency Range	900MHz~930MHz
Peak Gain	8.0 dBi
VSWR	≤ 1.5
Efficiency	$\leq 65\%$
Feed Impedance	50 Ohms
Polarization	Vertical
Cover material(color)	Fiber glass (White)
Connector type	N-type male
Dimensions (mm)	$\Phi 25.0\text{mm} \times 900.0\text{mm}$
Operation Temp (°C)	-30°C ~ +65°C
Humidity range	5%~95%

VSWR

Frequency(MHz)	VSWR
902MHZ	1.28
910MHZ	1.20
928MHz	1.17

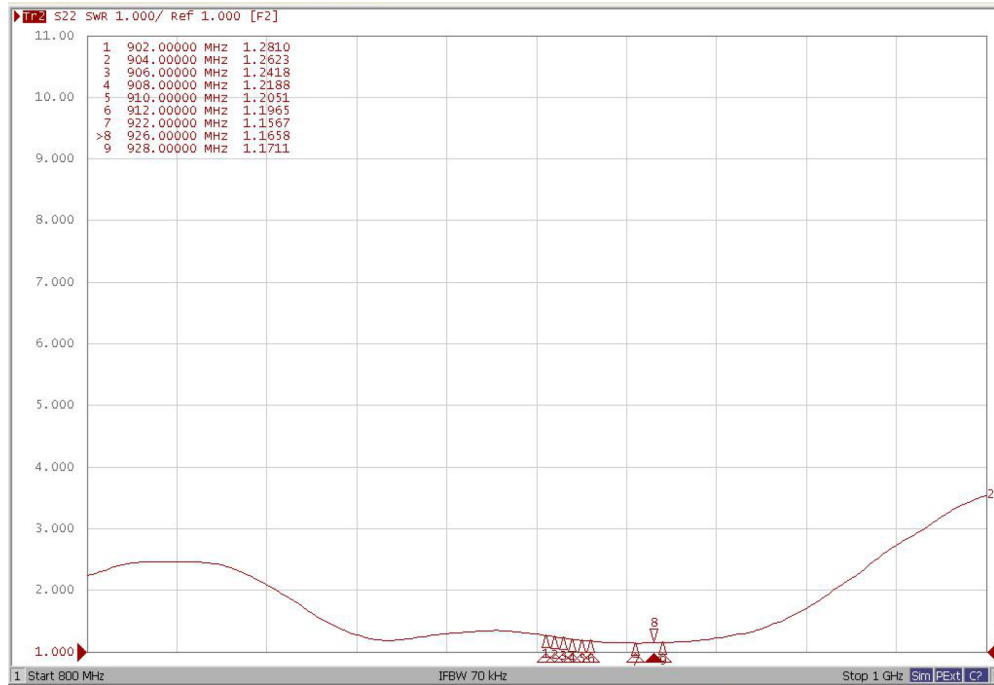


Figure 2: RAKARG15 VSWR graph

Peak Gain & Efficiency

Frequency (MHz)	Gain (dBi)	Efficiency (%)
900	6.3	43.3
905	6.6	47.1
910	7.6	50.4
915	7.3	52.6
920	7.4	52.4
925	7.6	52.7
930	8.3	50.9
Average:		50.0

Radiation Patterns

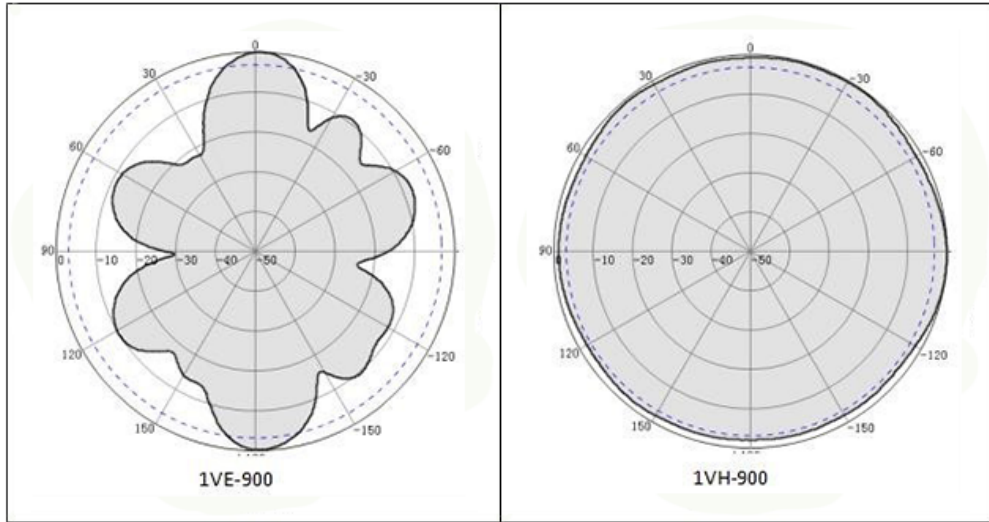


Figure 3: Radiation pattern at 900MHz

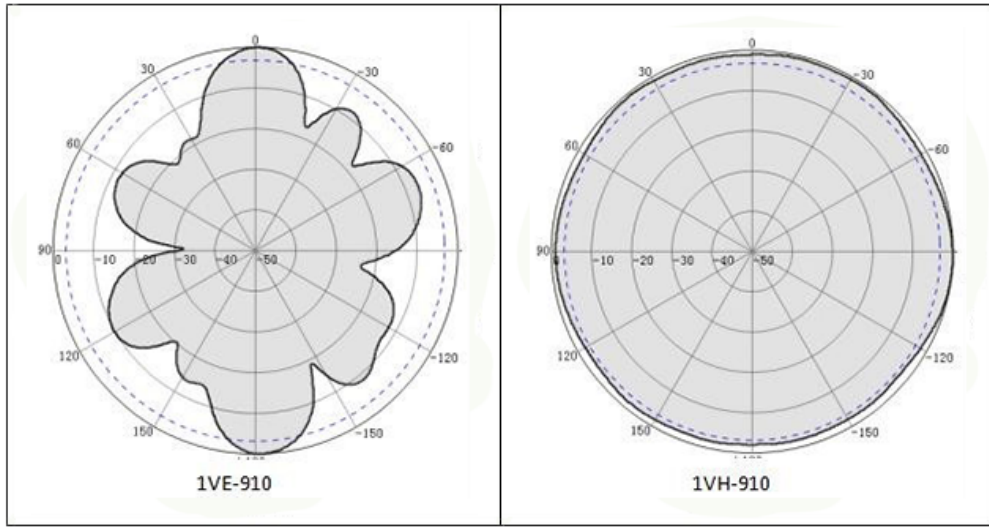


Figure 4: Radiation pattern at 910MHz

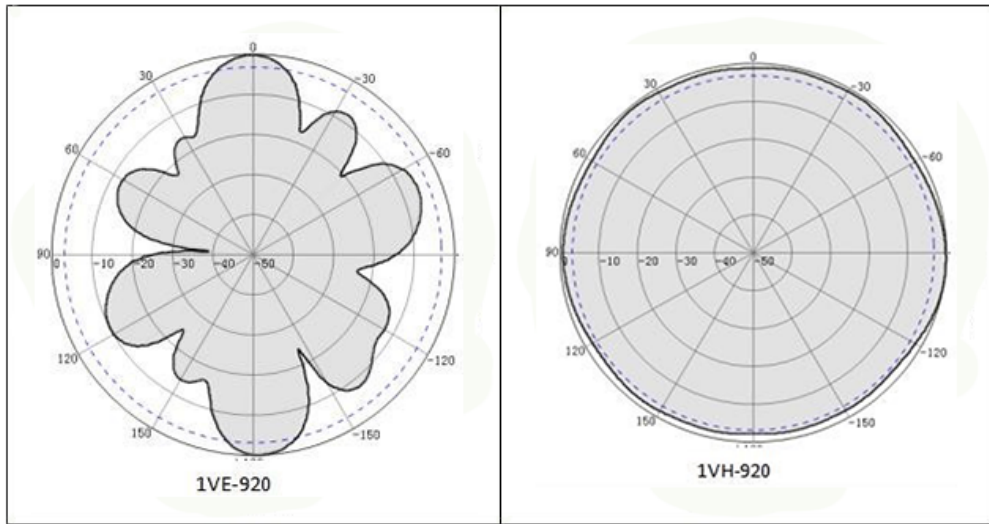


Figure 5: Radiation pattern at 920MHz

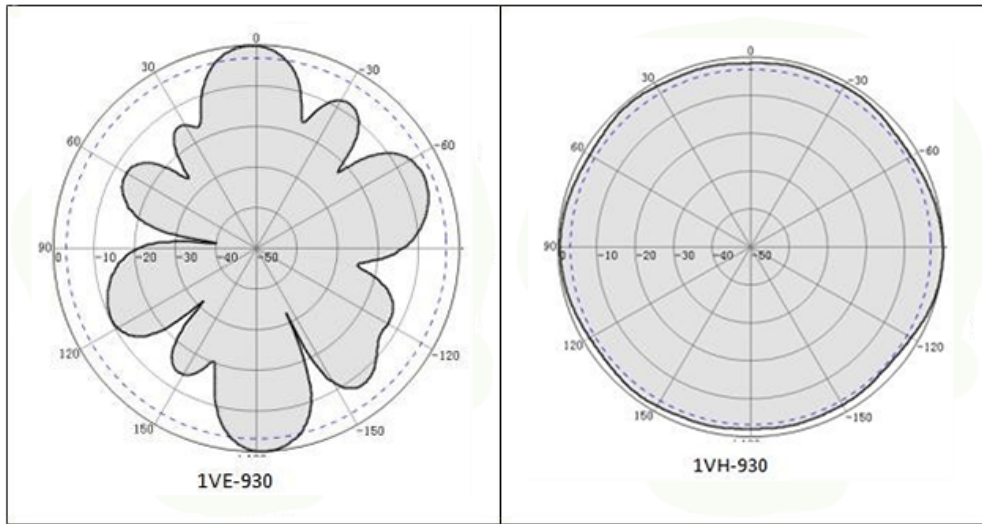


Figure 6: Radiation pattern at 930MHz

Mechanical Specifications

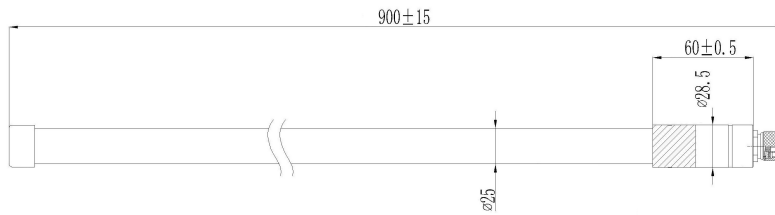


Figure 7: RAKARG15 Antenna dimensions

Last Updated: 11/9/2020, 7:35:36 AM