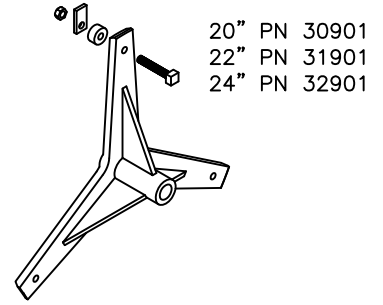



Wheel Holding Adapters
 Repair Parts
 06-11-19

DAYTON ADAPTERS




20" PN 30901
 22" PN 31901
 24" PN 32901


BUDD ADAPTERS
 COMPLETE ASSEMBLY




6.56 X 4
 170mm X 4
 180mm X 4
 8.25 X 4
 225mm X 4
 225 X 3 (10 Lug)
 1/2-20 HEX STUD
 6367K




6.5 X 8
 5/8 STUD
 48901



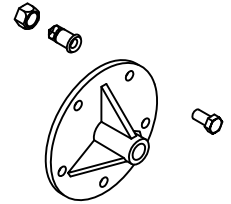
7.25 X 6
 5/8 STUD
 41901




8 X 5
 3/4 STUD
 47901



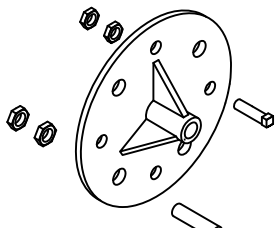
8.75 X 6
 3/4 STUD
 45901



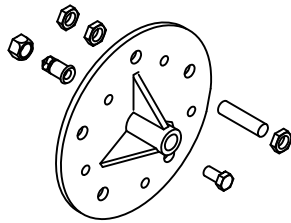
8.75 X 10
 1-1/8 STUD
 39901



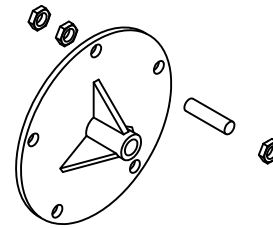
225mm X 8
 1/2 STUD
 40901



275mm X 8
 3/4 & 1 STUD
 34901

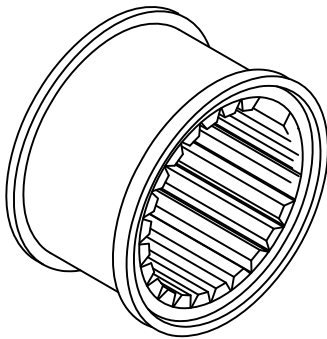


285.75 X 10
 1" STUD
 42901-33901



335mm X 10
 1" STUD
 43901

EXPANDING RIMS




8.410	13-16 X 6.375 (REBUILT ONLY)
8.510	13-16 X 8.0
9.410	14-17 X 7.50
10.410	17-20 X 8.25
11.410	20-22.5 X 9.00
12.410	22-24.5 X 9.00
13.410	20-22.5 X 11.75
14.410	22-24.5 X 13.375
14.710	14-17 X 10
172010	17-20 X 10


CONE ADAPTERS



INNER ADAPTER
 78.038



OUTER ADAPTER
 78.038-13




OUTER ADAPTER
 77.038

UPA ADAPTERS



INNER ADAPTER
 78.038



OUTER ADAPTER
 77.038



WHEEL HOLDING ADAPTER REPAIR PARTS LIST

REV 06-11-19

PART#	QTY	DESCRIPTION
DAYTON ADAPTERS		
#30901 - 20" Dayton Adapter		
203.033	(1)	20" Cast Adapter Plate
218.028	(3)	Set Screw 1/2-13 x 3
40.489	(3)	Shaft Guide
50.013	(3)	Lock Bar
26.055	(3)	Nut Hex 1/2-13
#31901 - 22" Dayton Adapter		
206.033	(1)	22" Cast Adapter Plate
218.028	(3)	Set Screw 1/2-13 x 3
40.489	(3)	Shaft Guide
50.013	(3)	Lock Bar
26.055	(3)	Nut, Hex 1/2-13
#32901 - 24" Dayton Adapter		
207.033	(1)	24" Cast Adapter Plate
218.028	(3)	Set Screw 1/2-13 x 3
40.489	(3)	Shaft Guide
50.013	(3)	Lock Bar
26.055	(3)	Nut, Hex 1/2-13
BUDD ADAPTERS		
#48901 - 6.5 x 8		
4793	(1)	Cast Adapter Plate
4776	(4)	Cap Screw 5/8-11 x 2 1/2
630	(8)	Nut, Hex Jam 5/8-11
#41901 - 7.25 x 6		
4791	(1)	Cast Adapter Plate
4776	(3)	Cap Screw 5/8-11 2 1/2
630	(6)	Nut, Hex Jam 5/8-11
#47901 - 8 x 5		
4787	(1)	Cast Adapter Plate
1836	(15)	Stud 3/4-16 Hex Jam
4777	(5)	Set Screw 3/4-16 x 4
#45901 - 8.75 x 6		
4790	(1)	Cast Adapter Plate
3672	(9)	Nut, 3/4-16 Hex Jam
4777	(3)	Set Screw 3/4-16 x 4
#39901 - 8.75 x 10		
4786	(1)	Cast Adapter Plate
1373	(5)	Wheel Stud 1-1/8
1374	(5)	Nut, Wheel 1-1/8
748	(5)	Cap Screw 3/4-16
#40901 - 225 mm x 8		
10534	(1)	Cast Adapter Plate
218.028	(4)	Set Screw 1/2-13 x 3
26.055	(4)	Nut, Hex 1/2 - 13

PART#	QTY	DESCRIPTION
BUDD ADAPTERS CONT.		
#34901 - 275 mm x 8		
4792	(1)	Cast Adapter Plate
4777	(4)	Set Screw 3/4-16 x 4
3672	(8)	Nut, 3/4 - 16 Hex Jam
10151	(4)	Nut, Wheel Tapered 3/4 -16
4722	(4)	Stud 1-8 x 4 P1
747	(12)	Nut 1-8 Hex Jam P1
#42901/33901 - 11.25 x 10 1 1/8 stud 285.75mm x 10 Unimount		
79.038	(1)	Cast Adapter Plate (REF. Casting Dwg 205.033)
1373	(5)	Wheel Stud 1-1/8
1374	(5)	Nut, Wheel 1-1/8
748	(5)	Cap Screw 3/4-16
4789	(1)	Cast Adapter Plate
4722	(5)	Stud 1-8 x 4 P1
747	(15)	Nut, 1-8 Hex Jam P1
#43901 - 335 mm x 10 Unimount		
4788	(1)	Cast Adapter Plate
4722	(5)	Stud 1-8 x 4 P1
747	(15)	Nut, 1-8 Hex Jam P1
EXPANDING RIMS		
8.410	(1)	13 - 16 x 6.375 (Rebuilt only)
8.510	(1)	13 - 16 x 8
9.410	(1)	14 - 17 x 7.125
10.410	(1)	17 - 20 x 8.25
11.410	(1)	20 - 22.5 x 9.00
12.410	(1)	20 - 22.5 x 9.00
13.410	(1)	20 - 22.5 x 11.75
14.710	(1)	14 - 17 x 10
172010	(1)	17 - 20 x 10
ADAPTERS		
78.038	(1)	Inner Adapter
77.038	(1)	Outer Adapter
77.038	(1)	Outer Adapter