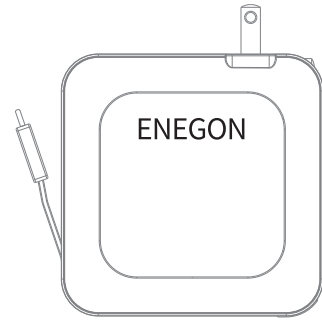


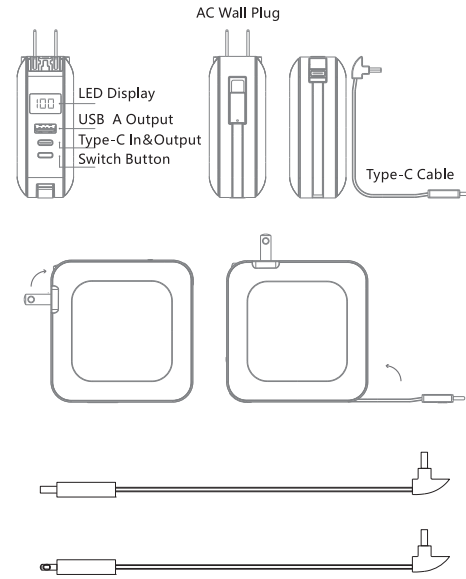
# User Manual

## ENEGON

### Quick Charge Power Bank



#### Product Detail



EN-1

#### Packing List

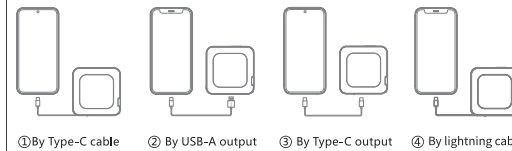
- Power Bank\*1
- Instruction Booklet\*1
- Type-C Cable\*1
- Lightning Cable\*1

#### Specification

Model	PQ185C
Size/Weight	34.2*85.2*85.5mm / 0.691b(315g)
Capacity	15000mAh
AC Input	100-240V~50/60HZ 0.3A Max
Type-C Input	5V/3A, 9V/2A, 18W Max
USB A Output	5V/3A,4.5A, 9V/2A, 12V/1.5A 22.5W Max
Type-C Output	5V/3A, 9V/2A, 12V/1.5A 18W Max
Battery	Polymer

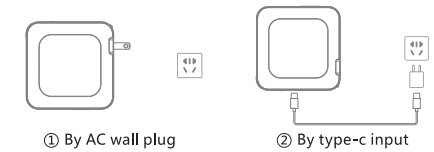
#### Charge and Recharge Instruction

##### 1. When charge device



EN-2

##### 2. When charge power bank



Can charge devices when recharging

#### Tips About Safety Maintenance

- \* If it is used frequently, the performance of the battery cell can be kept in the best mobile state.
- \* If you do not use it for a long time, please charge 50% of the battery for storage.
- \* If you do not use it frequently, please remember to charge and discharge the product once every three months.
- \* Any electronic products must be used correctly in a safe environment, and attention must be paid to the safe use of electricity.
- \* When you find that the battery display is not accurate, please press the button to discharged-full charge-discharged-recharge and cycle again.

EN-3

#### Warning:

- \* Do not place this product in a high temperature or humid environment (the product use temperature range: charging 0 °C to 45°C.Discharge -10°C to 60°C. Storage temperature range: -20°C to 60°C).
- \* Please do not put this product into fire or expose it to the sun, so as to avoid hidden dangers.
- \* Do not put this product in water or wipe it with a damp cloth to avoid leakage, short circuit or other malfunctions.
- \* Do not cover or block the product with paper or other objects, so as not to hinder the heat dissipation and cooling of the product.
- \* Do not disassemble the device by yourself. This product does not have any parts that can be disassembled/maintained by yourself.
- \* Do not drop, vibrate, knock, hit or squeeze this product vigorously.
- \* Do not short-circuit the positive and negative poles of the input or output of the product. In order to prevent the equipment or external objects from catching fire.
- \* Keep the product out of the reach of children.

EN-4

- \* Please select a charger from a regular manufacturer and pass safety certification to charge this product, and check the output of the charger voltage is matched with this product, so as not to cause damage to the mobile power source due to overload and cause hidden dangers.
- \* Please unplug the charger after the mobile power is fully charged.
- \* During the use of the mobile power supply, if there are abnormalities such as peculiar smell, hot, discoloration, deformation, liquid leakage, etc. Please deactivate immediately.
- \* If the skin is stained with battery liquid, wash it with tap water immediately and seek medical attention in time.
- \* When the mobile power bank is not used, it should be handled properly.

#### Warranty

From date of original purchase, we provide a 12-month warranty for our customers. If the device is not available due to the manufacturer's problem, please contact us through our Amazon mail. We will guide you how to repair or replace.

EN-5

#### Frequently Asked Questions

Q: What should I do if the speed is slow when using power adapter to charge power bank or using power bank to charge device?

A: Please replace or try to use 2.1A-2.4A power adapter and cable.

Q: What should I do if the power bank cannot be charged or cannot charge the device?

A: Check whether the USB cable of the device or adapter is loose. Please replace the USB cable or adapter and try to charge again.



EN-6