

Special Shaped Pleated Blind

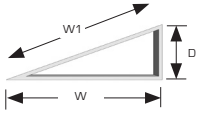
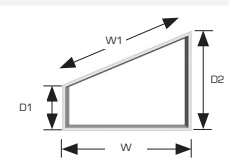

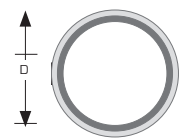
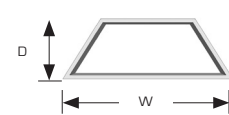
Product Information

In addition to the standard, pleated blinds are available in an array of different shapes and configurations in order to accommodate even the most obscure window.

Further Information

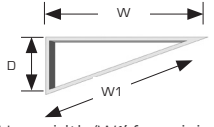
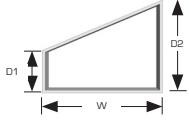
To find out more information phone Verosol Customer Care on 1800 721 404 or visit www.verosol.com.au

Technical Information

| | | | | |
|--------------|---|--|--|-------------------|
| Product Code |  | P207.0 | | |
| Product Name | | Triangle Fan Top | | |
| Operation | | The difference between top (W1) and bottom (W) rail must be less than 470mm | | |
| Dimensions | | Use width 'W1' for pricing | W: 300mm - 2900mm | H: 150mm - 1600mm |
| Product Code |  | P208.0 | | |
| Product Name | | Triangle Fan Top with Blind Under | | |
| Operation | | The difference between top (W1) and bottom (W) rail must be less than 470mm for angles less than 30° | | |
| Dimensions | | Use width 'W1' and 'D2' for pricing | W: 2900mm | |
| Product Code |  | P209.0 | | |
| Product Name | | Arched Pleat | | |
| Operation | | W = Width ÷ 2 / D = Diametre x 1.57 | | |
| Dimensions | | Must be exactly half a circle | W: 300mm - 2000mm | H: 150mm - 1000mm |
| Product Code |  | P210.0 | | |
| Product Name | | Circular Pleat | | |
| Operation | | Fixed blind supported around circumference | | |
| Dimensions | | | W = Diametre ÷ 2 / D = Diametre x 3.14 | |
| Product Code |  | P211.0 | | |
| Product Name | | Fixed Frame Pleat | | |
| Operation | | Non-operative blind constructed to fit unusual shapes. Template required with order. | | |
| Dimensions | | | W: Widest Width | D: Longest Drop |

* When the maximum fabric segment width of 2200mm is exceeded, blinds will have two segments with an overlap in centre of blind. If you have a specific requirement to match wide width fabric to window mullions, please specify and detail this on your order.

** The maximum width of VeroCell fabric is 3000mm, the maximum drop of VeroCell fabric is 2700mm. VeroCell fabric cannot be joined, and cannot have fabric cut-outs.

| | | | | |
|--------------|---|--|-------------------|-------------------|
| Product Code |  | P214.0 | | |
| Product Name | | Triangle Fan Bottom Slope | | |
| Operation | | The difference between top (W1) and bottom (W) rail must be less than 470mm | | |
| Dimensions | | Use width 'W1' for pricing | W: 300mm - 2500mm | D: 150mm - 1600mm |
| Product Code |  | P215.0 | | |
| Product Name | | Triangle Horizontal Top Pleat with Blind Under | | |
| Operation | | Fixed top slope is non-operational, suitable for angles greater than 15° to horizontal | | |
| Dimensions | | | W: 2900mm maximum | |

- * When the maximum fabric segment width of 2200mm is exceeded, blinds will have two segments with an overlap in centre of blind. If you have a specific requirement to match wide width fabric to window mullions, please specify and detail this on your order.
- ** The maximum width of VeroCell fabric is 3000mm, the maximum drop of VeroCell fabric is 2700mm. VeroCell fabric cannot be joined, and cannot have fabric cut-outs.