

Ambience Roller Blind

Product Information

Ambience Roller Blind offers a robust system utilising the new generation hardware system, the Ambience Roller Blind incorporates many advanced features such as spring assist, easy installation and a range of accessories.

The Ambience Roller Blind is suitable for both commercial and residential use, available as either chain control or motorised operation.

Further Information

To find out more information call Verosol Customer Care on 1800 721 404 or visit www.verosol.com.au



Technical Information

Product Code	R200.0		
Product Name	Ambience Roller Blind		
Operation	Stainless Steel Chain Operation		
Dimensions	Width	300mm minimum - 3000mm maximum	
	Drop	300mm minimum - 3000mm maximum	
	Spring Assist	850mm minimum width	
	Maximum Area	6m ² without spring assist / 8m ² with spring assist	
Roller Tube	Light - 43mm	Standard - 44mm	Heavy Duty - 49mm
	Optimised for fabric weight and width of blind to reduce tube deflection		
Base Rail Options	Flat [11mm x 22mm], Round [22mm], Verosol [17mm x 28mm] or Elliptical [11mm x 22mm]		
	Colours	Paint: White, Black and Sandstone, Anodised: Clear [Colour availability dependant on rail type]	
Control	Mechanism	Direct action, high tensile wound steel spring which operates in such a way that it only applies the precise braking power necessary to keep the blind in the desired position.	
	Idler	Extendable pin idle-end for easy installation. The idle-end extends up to 10mm in increments of 1mm for improved installation.	
	Colours	Paint: White, Black, Sandstone and Silver Grey	
	Chain	Stainless Steel [PVC, Nickel Plated Steel available on request]	
Brackets	Material	Press formed steel, pre-treated and powder coated	
	Colours	White, Black, Sandstone and Silver Grey	

Turn over for motorisation and optional extras

Ambience Roller Blind

Motorisation

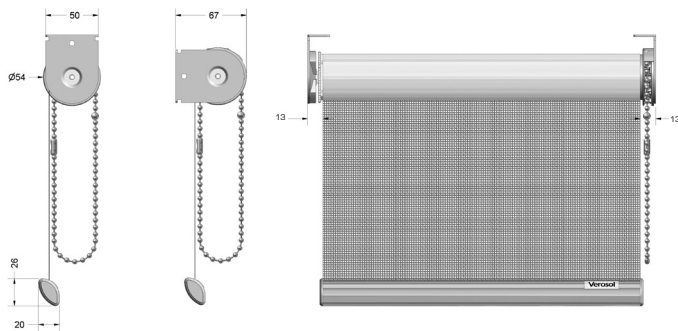
Product Code	R200.1	R300.4	R200.6
Operation	5V 12V Wirefree	12 Wirefree Sonesse 30 RTS	240V AC Motorised
Dimensions	Min Width: 1.1Nm: 640mm 2Nm: 740mm 3Nm: 950mm Max Width: 3000mm	W: 685mm - 3000mm	W: 600mm - 3000mm
	Drop: 300mm - 3000mm	Drop: 300mm - 3000mm	Drop: 300mm - 3000mm
	Maximum Area: 1.1Nm: 5kg 2.0Nm: 8kg 3.0Nm: 12kg	Maximum Area: 6m ²	Maximum Area: 9m ²
Roller Tube	Light - 43mm Standard - 44mm Heavy Duty - 49mm		
	Optimised for fabric weight and width of blind to reduce tube deflection		

Optional

Guide Wires	Angle	15° angle from vertical		
	Maximum Area	6m ²		
Headbox Options	Type	QS8 Headbox	90mm Round Headbox or Fascia	90mm Square Headbox or Fascia
	Dimensions	90mm x 90mm	92mm x 90mm	92mm x 90mm
	Maximum	4800mm maximum width	4800mm maximum width	4800mm maximum width
	Colours	White, Clear Anodised	White, Black, Sandstone, Clear Anodised	White, Black, Sandstone, Clear Anodised

System Diagrams

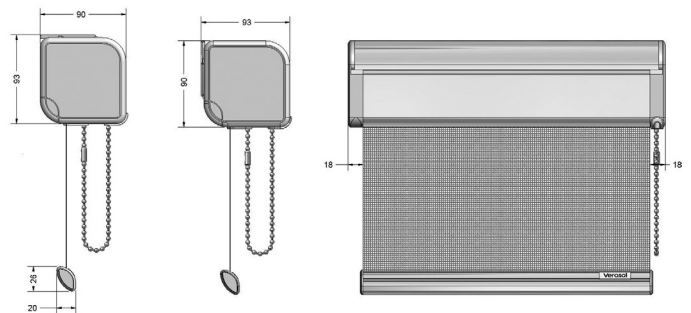
Ambience Roller Blind



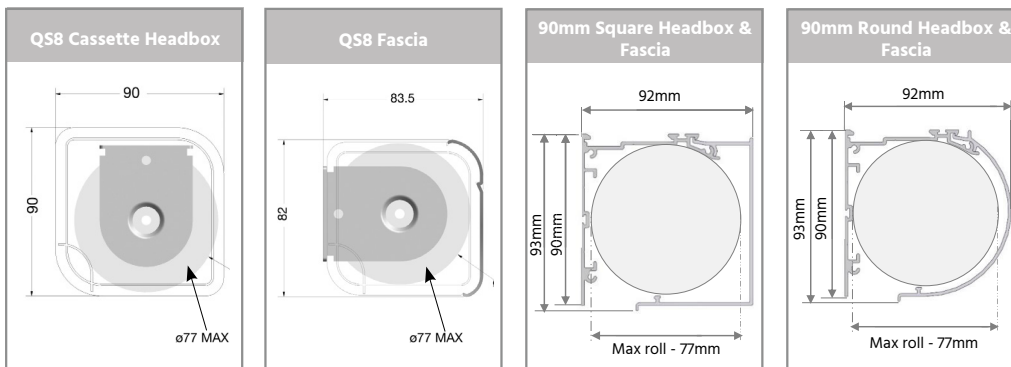
Top Fix

Face Fix

Ambience Roller Blind with Headbox



Headbox & Fascia Options



Ambience Roller Blind Headbox | Fascia | Square or Round

