




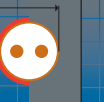
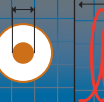
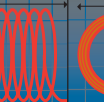







Pyro MI Cable System Data and Accessory Selection

Pyro MI Enhanced grade Fire Survival Cable

CABLE SIZE REFER- ENCE BARE CABLE CC LSF COVERED CCM	NUMBER & CROSS SECTIONAL AREA OF CONDUCTORS	CABLES EXPOSED TO TOUCH			CABLE DIAME- TER		APPROXIMATE NOMINAL CONDUCTOR DIAMETER	APPROXIMATE LONGEST BARE COIL LENGTHS FOR ESTIMATING PURPOSES	COIL DIAMETERS	APPROX. WEIGHT PER 1000M		SCREW ON SEAL 105°C			
		CURRENT RATINGS		VOLT DROP	LSF	BARE				LSF	BARE	LSF	BARE	PLAIN SEAL	EARTH TAIL SEAL
		LSF	BARE	PER AMP PER METRE											
															
FOLLOWED BY	No. x sq mm	amps**	amps**	mV**	mm		mm	m	mm	kg		RPS	RPSL		
Light Duty 500V Grade															
2L1	2x1	19.5	17.5	42	6.6	5.1	1.13	†1800 ◆	500	125	104	2L1	20	2L1	20
2L1.5	2x1.5	25	22.5	28	7.2	5.7	1.39	†1400 ◆◆	†500	159	136	2L1.5	20	2L1.5	20
2L2.5	2x2.5	33	30	17	8.1	6.6	1.77	†1100 ◆◆	†500	213	187	2L2.5	20	2L2.5	20
2L4	2x4	44	40	10	9.4	7.7	2.25	800	915	282	248	2L4	20	2L4	20
3L1*	3x1	16.5	15	36	7.3	5.8	1.13	†1500	500	159	136	3L1	20	3L1	20
3L1.5*	3x1.5	21	19	24	7.9	6.4	1.39	†1100 ◆	500	201	176	3L1.5	20	3L1.5	20
3L2.5*	3x2.5	28	25	14	9.0	7.3	1.77	900	915	256	223	3L2.5	20	3L2.5	20
4L1*	4x1	16	14.5	36	7.8	6.3	1.13	†1200	500	187	162	4L1	20	4L1	20
4L1.5*	4x1.5	21	19	24	8.5	7.0	1.39	†900	500	230	203	4L1.5	20	4L1.5	20
4L2.5*	4x2.5	28	25	14	9.8	8.1	1.77	700	915	313	277	4L2.5	20	4L2.5	20
7L1	7x1	11	10	42	9.3	7.6	1.13	800	915	269	236	7L1	25	7L1	25
7L1.5	7x1.5	14	12.5	28	10.1	8.4	1.39	600	915	332	295	7L1.5	25	7L1.5	25
7L2.5	7x2.5	19	17	17	11.4	9.7	1.77	500	915	454	411	7L2.5	25	7L2.5	25
Heavy Duty 750V Grade															
1H10*	1x10	90	81	3.6	9.0	7.3	3.57	950	915	273	240	1H10	20	1H10	25
1H16*	1x16	119	107	2.3	10.0	8.3	4.50	740	915	361	326	1H16	20	1H16	25
1H25*	1x25	154	139	1.5	11.3	9.6	5.66	540	915	499	457	1H25	20	1H25	32
1H35*	1x35	187	168	1.1	12.4	10.7	6.66	435	1370	632	585	1H35	20	1H35	32
1H50*	1x50	230	207	0.87	13.8	12.1	7.75	345	1370	810	758	1H50	25	1H50	40
1H70*	1x70	279	251	0.65	15.4	13.7	9.32	270	1370	1075	1016	1H70	25	-	-
1H95*	1x95	333	300	0.53	17.7	15.4	10.98	215	1370	1413	1324	1H95	25	-	-
1H120*	1x120	382	344	0.46	19.1	16.8	12.33	185	1370	1709	1612	1H120	32	-	-
1H150*	1x150	431	388	0.42	20.7	18.4	13.70	155	1370	2055	1949	1H150	32	-	-
1H185*	1x185	482	434	0.39	23.2	20.4	15.18	125	1370	2514	2370	1H185	32	-	-
1H240*	1x240	537	483	0.36	26.1	23.3	17.33	98	1370	3213	3050	1H240	40	-	-
1H300*	1x300	883	795	0.31	28.8	26.0	19.37	75	1370	3972	3791				
1H400*	1x400	1053	948	0.28	32.8	30.0	22.37	56	1370	5004	5004				
2H1.5	2x1.5	26	23.5	28	9.6	7.9	1.39	750	915	272	237	2H1.5	20	2H1.5	20
2H2.5	2x2.5	36	32	17	10.4	8.7	1.77	610	915	314	276	2H2.5	20	2H2.5	20
2H4	2x4	47	42	10	11.5	9.8	2.25	480	915	397	355	2H4	20	2H4	25
2H6	2x6	60	54	7	12.6	10.9	2.75	370	1370	493	446	2H6	20	2H6	25
2H10	2x10	82	74	4.2	14.4	12.7	3.57	280	1370	673	619	2H10	25	2H10	32
2H16	2x16	109	98	2.6	16.4	14.7	4.50	205	1370	912	850	2H16	25	2H16	40
2H25	2x25	142	128	1.65	19.4	17.1	5.66	150	1370	1277	1178	2H25	32	2H25	40
3H1.5*	3x1.5	22	20	24	10.0	8.3	1.39	670	915	290	254	3H1.5	20	3H1.5	20
3H2.5*	3x2.5	30	27	14	11.0	9.3	1.77	520	915	364	323	3H2.5	20	3H2.5	25
3H4*	3x4	40	36	9.1	12.1	10.4	2.25	420	1370	460	415	3H4	20	3H4	25
3H6*	3x6	51	46	6	13.2	11.5	2.75	345	1370	575	526	3H6	25	3H6	25
3H10*	3x10	69	62	3.6	15.3	13.6	3.57	245	1370	812	754	3H10	25	3H10	32
3H16*	3x16	92	83	2.3	17.9	15.6	4.50	180	1370	1124	1034	3H16	25	3H16	40
3H25*	3x25	120	108	1.45	20.5	18.2	5.66	135	1370	1549	1444	3H25	40	3H25	40
4H1.5*	4x1.5	23	20.5	24	10.8	9.1	1.39	560	915	345	305	4H1.5	20	4H1.5	20
4H2.5*	4x2.5	30	27	14	11.8	10.1	1.77	445	1370	428	384	4H2.5	20	4H2.5	25
4H4*	4x4	40	36	9.1	13.1	11.4	2.25	350	1370	556	507	4H4	25	4H4	25
4H6*	4x6	51	46	6	14.4	12.7	2.75	270	1370	698	644	4H6	25	4H6	32
4H10*	4x10	68	61	3.6	16.5	14.8	3.57	205	1370	974	911	4H10	25	4H10	32
4H16*	4x16	89	80	2.3	19.6	17.3	4.50	145	1370	1386	1286	4H16	32	4H16	40
4H25*	4x25	116	104	1.45	22.9	20.1	5.66	110	1370	1947	1805	4H25	40	4H25	40
7H1.5	7x1.5	15.5	14	28	12.5	10.8	1.39	385	1370	479	432	7H1.5	25	7H1.5	25
7H2.5	7x2.5	21	19	17	13.8	12.1	1.77	310	1370	611	559	7H2.5	25	7H2.5	25
12H1.5	12x1.5	13	11.5	28	15.8	14.1	1.39	210	1370	772	712	12H1.5	32	-	-
12H2.5	12x2.5	17	15.5	17	17.9	15.6	1.77	175	1370	1001	911	12H2.5	32	-	-
19H1.5	19x1.5	11	10	28	18.9	16.6	1.39	150	1370	1088	992	19H1.5	40	-	-

VALUES QUOTED ARE NOMINAL LENGTHS ONLY. PLEASE CONTACT OUR CUSTOMER SERVICE DEPARTMENT FOR CONFIRMATION OF EXACT AVAILABLE LENGTHS.

PYRO MI
SURVIVED

Pyro MI survived in this department store fire

EXTERNALLY THREADED GLAND		PYRO BARE AND LSF COVERED CLIPS AND SADDLES						CABLE SIZE REFERENCE BARE CABLE CC LSF COVERED CCM
FOR PLAIN SEAL	FOR EARTH TAIL SEAL	PYRO CLIP		PYRO SADDLE		FOLLOWED BY		
		BARE COPPER FOR BARE CABLES	LSF COATED FOR COVERED CABLES	BARE COPPER FOR BARE CABLES	LSF COATED FOR COVERED CABLES			
RGM	RGM	RC	RCHL	RS	RSFL			
Light Duty 500V Grade								
2L1	20	2L1	20	20	26	202	272	2L1
2L1.5	20	2L1.5	20	22	28	222	302	2L1.5
2L2.5	20	2L2.5	20	26	32	272	342	2L2.5
2L4	20	2L4	20	30	37	302	382	2L4
3L1	20	3L1	20	22	28	242	302	3L1*
3L1.5	20	3L1.5	20	24	30	272	342	3L1.5*
3L2.5	20	3L2.5	20	28	34	302	342	3L2.5*
4L1	20	4L1	20	24	30	272	342	4L1*
4L1.5	20	4L1.5	20	28	34	302	342	4L1.5*
4L2.5	20	4L2.5	20	32	37	342	422	4L2.5*
7L1	25	7L1	25	30	37	302	382	7L1
7L1.5	25	7L1.5	25	32	40	342	422	7L1.5
7L2.5	25	7L2.5	25	37	43	382	462	7L2.5
Heavy Duty 750V Grade								
1H10	20	1H10	25	28	34	302	342	1H10*
1H16	20	1H16	25	32	37	342	422	1H16*
1H25	20	1H25	32	37	43	382	462	1H25*
1H35	20	1H35	32	40	47	422	502	1H35*
1H50	25	1H50	40	47	54	502	542	1H50*
1H70	25	-	-	54	59	542	632	1H70*
1H95	25	-	-	59	67	632	702	1H95*
1H120	32	-	-	63	75	702	752	1H120*
1H150	32	-	-	71	79	752	812	1H150*
1H185	32	-	-	79	88	812	932	1H185*
1H240	40	-	-	88	101	932	1042	1H240*
For information on Terminations and Fixings please refer to technical support at Tyco Thermal Controls UK Limited Tel: +44 (0) 191 419 8200 Fax: +44 (0) 191 419 8201 washington_tech@tycothermal.com								
								1H300* 1H400*
2H1.5	20	2H1.5	20	30	37	342	382	2H1.5
2H2.5	20	2H2.5	20	34	40	342	422	2H2.5
2H4	20	2H4	25	37	43	422	462	2H4
2H6	20	2H6	25	43	47	462	502	2H6
2H10	25	2H10	32	47	54	502	592	2H10
2H16	25	2H16	40	54	63	592	702	2H16
2H25	32	2H25	40	67	75	702	752	2H25
3H1.5	20	3H1.5	20	32	37	342	422	3H1.5*
3H2.5	20	3H2.5	25	37	43	382	462	3H2.5*
3H4	20	3H4	25	40	47	422	502	3H4*
3H6	25	3H6	25	43	51	462	542	3H6*
3H10	25	3H10	32	54	59	542	632	3H10*
3H16	25	3H16	40	59	71	632	752	3H16*
3H25	40	3H25	40	71	79	752	812	3H25*
4H1.5	20	4H1.5	20	37	43	382	462	4H1.5*
4H2.5	20	4H2.5	25	40	47	422	462	4H2.5*
4H4	25	4H4	25	43	51	462	542	4H4*
4H6	25	4H6	32	47	54	502	592	4H6*
4H10	25	4H10	32	54	63	592	702	4H10*
4H16	32	4H16	40	67	75	702	752	4H16*
4H25	40	4H25	40	79	88	812	932	4H25*
7H1.5	25	7H1.5	25	43	47	462	502	7H1.5
7H2.5	25	7H2.5	25	47	54	502	542	7H2.5
12H1.5	32	-	-	54	59	592	632	12H1.5
12H2.5	32	-	-	59	71	632	752	12H2.5
19H1.5	40	-	-	63	71	702	752	19H1.5

Pyro Twist Accessory Data

CABLE REF CCM	PLAIN BRASS SCREW-ON SEAL REF RPS	EARTH TAIL BRASS SEAL REF RPSL	GLAND REF RGM
2T1 2T1.5 2T2.5 2T4	2L1 20 2L1.5 20 2L2.5 20 2L4 20	2L1 20 2L1.5 20 2L2.5 20 2L4 20	2L1 20 2L1.5 20 2L2.5 20 2L4 20
3T1.5 3T2.5	3L1.5 20 3L2.5 20	3L1.5 20 3L2.5 20	3L1.5 20 3L2.5 20
4T1.5 4T2.5	4L1.5 20 4L2.5 20	4L1.5 20 4L2.5 20	4L1.5 20 4L2.5 20

CABLE REF CCM	LSF GLAND SHROUD REF RHGMM	LSF PYRO CLIP REF RCHL	LSF PYRO SADDLE REF RSFL
2T1 2T1.5 2T2.5 2T4	20 RD 20 RD 20 RD 20 RD	26 RD 28 RD 32 RD 37 RD	272 RD 302 RD 342 RD 382 RD
3T1.5 3T2.5	20 RD 20 RD	30 RD 34 RD	342 RD 342 RD
4T1.5 4T2.5	20 RD 20 RD	34 RD 37 RD	342 RD 422 RD

Coloured Conductor Slewing

Coloured sleeving is available in Red, Black, Yellow and Blue for conductor sizes from 1.00mm² to 4.0mm²

Ordering Reference Example: For 2.5mm² Red sleeving, please use reference RZP 2.5 RD

Pyro Tag Earth Tail Washers

For certain sizes of conductor, a Pyro Tag Earth Tail Washer can be used instead of the Earth Tail Seal (Ref: RPSL).

Pyro Tags are available with 1.5mm² and 2.5mm² conductor tails.

Ordering Reference Example: RLT 2.5 20

- * Current ratings and volt drop values are for 3 phase operation, single conductor cables installed horizontally spaced. All other values are for single phase operation.
- ** Current ratings and volt drop values are based upon tables 4J1A & 4J1B of the latest BS 7671 16th edition of the IEE Wiring Regulations method 11 (cable on a perforated cable tray).
- † These sizes are normally supplied in 100m lengths, longer lengths are readily available on application.
- †† These sizes are supplied as Pyro Reels.
- m For all served/covered cable longest lengths please refer to Tyco Thermal Controls
- ◆ Longer lengths are available to special order.

Note: Cables Ref 1H120 and larger, whose lengths are in excess of half of a full nominal coil, are supplied as standard on non-returnable plywood drums.